APEX
Apex Companies, LLC
1962 Freeman Avenue • Signal Hill, CA 90755
P: (562) 597-1055 • F: (562) 597-1070

May 31, 2016

California Regional Water Quality Control Board – Los Angeles Region
Attn: Mr. Paul Cho
320 W. 4th Street, Suite 200
Los Angeles, CA 90013

Subject: Addendum to Shallow Soil Closure Report for the Defense Logistics Agency Energy Responsible Area of the Eastern Portion Defense Fuel Support Norwalk, Norwalk, California

Dear Mr. Cho:

In response to your letter dated April 15, 2016, referencing the Subject site, please find attached an Addendum to the April 18, 2016, *Shallow Soil Closure Report for the Defense Logistics Agency Energy Responsible Area of the Eastern Portion of Defense Fuel Support Point Norwalk*. The information provided in the enclosed Addendum was developed in response to requirements summarized in your April 15, 2016, letter and to ensure that your office has the requisite information to concur with the determination that no further action is required for shallow soil present within the DLA Energy Responsible area of the Eastern Portion of the Subject site.

If you have any comments or questions regarding the attached addendum or previously submitted information, please contact me at (562) 597-1055 or e-mail: neil.irish@apexcos.com.

Sincerely,
The Source Group, Inc.

Neil F. Irish, P.G.

cc: Nicholas Carros, DLA Installation Support for Energy
Carol Devier-Heeney, DLA Installation Support for Energy

Attachment: May 31, 2016, Addendum

ADDENDUM TO
SHALLOW SOIL CLOSURE REPORT
DLA-ENERGY RESPONSIBLE AREA OF
THE EASTERN PORTION

Defense Fuel Support Point Norwalk
15306 Norwalk Boulevard
Norwalk, California

04-NDLA-007

Prepared For:

Defense Logistics Agency - Energy
8725 John J. Kingman Road
Fort Belvoir, Virginia 22060-6222

Prepared By:

SGI environmental | APEX

1962 Freeman Avenue
Signal Hill, California 90755

May 31, 2016

PROFESSIONAL GEOLOGIST
Neil F. Irish
No. 5484
STATE OF CALIFORNIA

Prepared By:

Ivy Inouye
Senior Risk Assessor

Paul Parmentier, C.Hg.
Principal Hydrogeologist

Reviewed By:

Neil F. Irish, P.G.
Principal Geologist

TABLE OF CONTENTS

PAGE

LIST OF FIGURES ..... **ii**
LIST OF TABLES ..... **ii**
LIST OF APPENDICES ..... **ii**

ABBREVIATIONS AND ACRONYMS ..... **iii**

1.0 INTRODUCTION **1-1**
1.1 Information Requested 1-1
1.2 Information Previously Included in the April 18, 2016, *Shallow Soil Closure Report* 1-1
1.3 Information Included in this Addendum 1-2

2.0 CURRENT AND PLANNED REMEDIAL ACTIONS FOR DEEPER SOIL AND GROUNDWATER – EASTERN PORTION OF DFSP NORWALK **2-1**
2.1 LNAPL Remedial Action at Former Tank Basin 80008 2-1
2.2 Eastern Portion Interim Remedial Action 2-2
2.3 Identification of Data Gaps (for the Eastern Portion) 2-3
2.4 Enhanced LNAPL Removal 2-3
2.5 Biosparging and Enhanced Bioremediation 2-4

3.0 HEALTH SCREENING RESULTS **3-5**

4.0 BASELINE AND POST-USE SOIL SAMPLING – SOIL TREATMENT CELLS – TANK BASIN 80004 - EASTERN PORTION **4-1**
4.1 Methodology 4-1

5.0 REFERENCES **5-4**

6.0 LIMITATIONS **6-1**

LIST OF FIGURES

Figure 1 Site Location Map

Figure 2 Site Layout Map

Figure 3 Excavation Map with Park Area Cross Sections [Figure 6 of April 18, 2016 Report]

Figure 4 2016 Soil Gas Sampling Results (Park Area) [Figure 9 of April 18, 2016 Report]

Figure 5 80004 Soil Treatment Cell Locations

Figure 6 80004 Pre- and Post-Treatment Baseline Sampling Locations

LIST OF TABLES

Table 1 Tank Basin 80004 – Eastern Portion – Pre-and Post-Use Sample Analytical Results – Total Petroleum Hydrocarbons

Table 2 Tank Basin 80004 – Eastern Portion – Pre-and Post-Use Sample Analytical Results – Volatile Organic Compounds

LIST OF APPENDICES

Appendix A *LNAPL Transmissivity Test Summary and Results for TF-18*, December 29, 2015, InfraSUR

Appendix B *LNAPL Source Characterization and LNAPL Recoverability in TF-18 Area,* January 11, 2016, InfraSUR

Appendix C *Human Health Risk Assessment – DLA Responsible Area of The Eastern Portion – DFSP Norwalk* – May 27, 2016

Appendix D Baseline- and Post-Use Soil Treatment Cell Analytical Results

ABBREVIATIONS AND ACRONYMS

1,2-DCA	1,2-dichloroethane
AST	aboveground storage tank
ASTM	American Society for Testing and Materials
bgs	below ground surface
BTEX	benzene, toluene, ethylbenzene, xylenes
cfm	cubic feet per minute
CO_2	carbon dioxide
COPC	chemicals of potential concern
DESC	Defense Energy Support Center
DFSP	Defense Fuel Support Point
DOT	Department of Transportation
GSI	Groundwater Technology Government Services, Inc.
HASP	Health and Safety Plan
HDPE	high-density polyethylene
HSA	hollow stem auger
HW	horizontal well
IDW	investigation-derived waste
JP	jet propellant
KMEP	Kinder Morgan Energy Partners
mg/kg	milligrams per kilogram
MTBE	methyl tert-butyl ether
MW	monitoring well
O_2	oxygen
PPE	personal protective equipment
PID	photoionization detector
PVC	polyvinyl chloride
RWQCB	Regional Water Quality Control Board
SHSO	Site Health and Safety Officer
SVE	soil vapor extraction
SHARP	Site Health and Risk Management Program
TFS	truck fill stand
ThermOx	thermal oxidizer
TPH	total petroleum hydrocarbons
TPHfp	total petroleum hydrocarbons as fuel product
TPHd	total petroleum hydrocarbons as diesel
TPHg	total petroleum hydrocarbons as gasoline
TVH	total volatile hydrocarbons
USEPA	United States Environmental Protection Agency
UST	underground storage tank

UV	ultraviolet
VGAC	vapor-phase granular activated carbon
VW	vapor extraction well
VMP	vapor monitoring point
VOCs	volatile organic compounds

1.0 INTRODUCTION

The Source Group, Inc. (SGI) has prepared this *Addendum to Shallow Soil Closure Report – Defense Logistics Agency Energy (DLA-Energy) Responsible Portion of the Eastern Portion (Addendum*) to provide further documentation of the completion of shallow soil remediation activities at the former Defense Fuel Support Point Norwalk (DFSP Norwalk) facility located at 15306 Norwalk Boulevard in Norwalk, California (Site; Figure 1). The Eastern Portion of the Site wherein the DLA-Energy is responsible for the restoration of shallow soils and the subject of this Addendum is depicted on Figure 2. This Addendum is submitted on behalf of the DLA Energy, lessee of the property currently owned by the United States Air Force, and was prepared in response to a letter issued on April 15, 2016, by the Los Angeles Regional Water Quality Control Board (RWQCB).

1.1 Information Requested

In a letter dated April 15, 2016, the RWQCB summarized requirements for soil closure request documentation. The letter required that the soil closure request include the following information:

1. Lateral and vertical extent of shallow soil for no further action determination
2. Soil investigation and confirmation data that demonstrate soil within the Portion for no further action determination meets the site's soil cleanup goals
3. Soil gas survey data within the Portion for no further action determination
4. Current and planned remedial actions for deeper soil and groundwater
5. Human health risk assessment for OEHHA review.

Information pertaining to Items 1, 2, and 3 were included in the April 18, 2016, *Shallow Soil Closure Report – Defense Logistics Agency Energy (DLA-Energy) Responsible Area of the Eastern Portion (Report).* Information addressing the requested information for Items 4 and 5 are included in Sections 2.0 and 3.0 of this document, respectively.

1.2 Information Previously Included in the April 18, 2016, *Shallow Soil Closure Report*

The following provides details as to where in the April 18, 2016, Report the information requested in Items 1, 2, and 3 may be found:

1. Lateral and vertical extent of shallow soil for no further action determination. This information is available in Sections 2.1.1 through 2.1.4 of the April 18, 2016, Report which includes a narrative of historical assessment work performed to determine the lateral and vertical distribution of petroleum hydrocarbons and volatile organic compounds in shallow soil.
2. Soil investigation and confirmation data that demonstrate soil within the Eastern Portion for no further action determination meets the site's soil cleanup goals. This information

is available in Section 4.2 of the April 18, 2016, Report and includes a narrative of confirmation samples collected from soil remediation excavations performed in conjunction with the *Soil Remedial Action Plan (RAP*), November 30, 2014 and the *Addendum to the Soil Remedial Action Plan*, December 10, 2014. Included in the Report is Figure 6 which depicts the location of the excavations and detailed Figures and Tables provided in Attachment A of the Report showing the location of and tabulated summaries of analytical results of confirmation samples.

3. Soil gas survey data within the Eastern Portion for no further action determination. This information is available in Section 4.6 of the April 18, 2016, Report and includes a narrative of the methods and results of the soil gas survey. Included in the April 18, 2016, Report is Figure 9 (Figure 4 of this report) which depicts the location of the soil gas points. Tabulated results of confirmation soil sample results are provided in Table 4 of the April 18, 2016, Report.

1.3 Information Included in this Addendum

As requested in the April 18, 2016, RWQCB letter, the following is included in this Addendum in the Sections as indicated herein:

1. Current and planned remedial actions for deeper soil and groundwater, Section 2.0
2. Human health risk assessment for OEHHA review, Section 3.0

In addition to the above two items, Section 4.0 of this Addendum contains baseline and post-use soil sampling data for soil treatment soil piles previously extending on to the DLA-Energy responsible area of the Eastern Portion of DFSP Norwalk. The information provided in Section 4.0 is submitted in accordance with requirements of the soil treatment WDR issued for the Site. Therefore, summary information is provided. A separate report will be issued with more details to fulfill the separate WDR requirements.

2.0 CURRENT AND PLANNED REMEDIAL ACTIONS FOR DEEPER SOIL AND GROUNDWATER – EASTERN PORTION OF DFSP NORWALK

Remedial activities will be on-going to treat contaminated deeper soil and groundwater in the Eastern Portion of DFSP Norwalk. The focus of these activities will be to reduce the concentration of petroleum hydrocarbons present in deep vadose zone soil and water-saturated soils and to remove mobile fractions of light non-aqueous phase liquids (LNAPL). To accomplish this, several initial actions will be taken:

1. Recommissioning of remediation wells, including water/LNAPL extraction and air sparge/biosparge points, removed to prior to the excavation of shallow soil
2. Re-start of existing horizontal vapor extraction wells, including HW-1 which extends under the Eastern Portion of the site, and
3. An intensified effort to evaluate the location of recoverable LNAPL with subsequent field testing to determine the most time- and cost-effective recovery methods.

Items 1 and 2 are included in previously approved work plans and remedial action documents, and thus will not be discussed further in this document. The proposed approach to enhance LNAPL is described in Sections 2.1 to 2.3 below. Please note that further details and specificity for the recovery of LNAPL and the reduction in hydrocarbon concentrations in deep vadose zone soils and from water saturated sediments will be provided in a forthcoming detailed work plan.

2.1 LNAPL Remedial Action at Former Tank Basin 80008

The most significant presence of LNAPL at the Site is centered around well TF-18, in the central eastern part of the Site beneath the former AST 80008 tank basin. Due to the sustained recoverability of LNAPL from TF-18 an evaluation of subsurface conditions in the vicinity was conducted 2015. The results of this evaluation are provided in Appendix A. Boring logs, well completion records, and the results of recently completed Ultraviolet Optical Screening Tool and Cone Penetrometry Testing (UVOST/CPT) were used to determine where expansion of LNAPL recovery efforts may be warranted. Based on this evaluation, it was determined that the LNAPL observed in TF-18 extends eastward and thus likely underlies the western extreme of the Eastern Portion of DFSP Norwalk (and thus underlies the future park area). Review of boring logs and UVOST/CPT results indicate that a significant (greater than 200,000 gallons) volume of LNAPL is present within a laterally continuous sand present at approximately 28 to 40 feet below grade. With the persistent drought conditions, site groundwater elevation has dropped to approximately 30 feet below grade, thus free phase LNAPL is present on the groundwater interface at a depth coincident with the sand.

The practicality of recovering meaningful volumes of LNAPL from this deep sand was evaluated in 2015 (Appendix B) through the completion of field testing at TF-18 and the calculation of a LNAPL transmissivity (Tn) value. The results of the field testing indicated a Tn of 3.7 ft^2/day and thus

LNAPL should be readily recoverable from TF-18 and from any additional surrounding product recovery wells that intersect the same sandy zone. As a point of reference, the Interstate Technology Regulatory Council (ITRC, 2009) indicated that Tn values of less than 0.1 to 0.8 ft^2/day represent fluid recovery impracticability; at higher Tn values LNAPL recovery is practical. Therefore, additional active recovery of LNAPL is warranted and necessary from this deep sand.

The 2015 installation of five wells in the vicinity of well TF-18 confirmed the presence of LNAPL in the sandy layer at a depth of approximately 32 feet in the area west of TF-18. Removal of LNAPL by skimming from these wells is proposed as the most effective and implementable task as part of this LNAPL Interim Remedial Action. Pneumatic pumps will be deployed in these wells to provide automated product recovery. As indicated above, details of plans for product recovery at and around TF-18 will be provided in a forthcoming work plan.

2.2 Eastern Portion Interim Remedial Action

The magnitude and extent of hydrocarbons impacts in the Eastern Portion have been largely defined through a series of subsurface characterization phases. Various remedial actions have reduced the magnitude and extent of the hydrocarbons impacts, and the existing subsurface impacts are stable or declining. As a specific example, LNAPL was detected in Eastern Portion monitoring well GMW-62 at thicknesses ranging up to 5 feet. Product bailing and the deployment of absorbent socks at GMW-62 have reduced the thickness to less than 1 inch. Because LNAPL has not rebounded to pre-recovery thicknesses, the source of the LNAPL does not appear to be related to an ongoing release. Absorbent socks will continue to be utilized in GMW-62. Please see the September 28, 2015, report entitled *Further Evaluation of Petroleum Hydrocarbons in Soil and Groundwater, Vicinity of GMW-62*.

Based on the human health risk assessment (Appendix C), any residual TPH and VOC impacts present in shallow soil (0 to 10 feet) on the Eastern Portion of DFSP Norwalk are at concentrations below conservative Site-specific cleanup goals and acceptable human health screening levels.

For deeper soils (greater than 10 feet bgs) extending laterally away from the LNAPL plume around TF-18, it is anticipated that only limited additional remedial actions in the Eastern Portion may be required to achieve a level of cleanup where no further active cleanup activities may be required. This conclusion is based on:

- Data from soil-gas samples collected in the Eastern Portion (including samples collected directly over zones of LNAPL) which demonstrate an absence of hydrocarbons constituents (e.g., benzene) of concern with respect to direct exposure or a vapor intrusion pathway,
- Data from a series of investigations including fluid-level gauging, LNAPL recovery efforts, and UVOST/CPT profiling and boring/sampling indicate that the area exhibiting LNAPL is not expanding and the associated hydrocarbons mass, including benzene, toluene,

ethylbenzene and xylenes (BTEX) appears to be declining due to natural attenuation processes,

- Data from a series of investigations including fluid-level gauging and groundwater sampling that indicate that although the LNAPL impacts groundwater through dissolution of hydrocarbons constituents (including BTEX), natural attenuation processes significantly limit the spatial extent of contaminated groundwater,
- Data from a series of investigations including fluid-level gauging and groundwater sampling that indicate groundwater in the Eastern Portion is migrating primarily towards the larger area of the former tank farm to the west and northwest, where additional remedial actions, including LNAPL recovery, air sparging, and groundwater extraction are planned, and
- Data on site geologic conditions indicate that a regionally extensive aquitard restricts downward directed flow of groundwater and reduces the potential for adverse impact to deeper aquifers.

2.3 Identification of Data Gaps (for the Eastern Portion)

To enhance the interpretation of low risk for the Eastern Portion, additional field and laboratory tasks are proposed to address the following gaps:

- Data relating the LNAPL pore saturation and composition, UVOST profiling signal response, well-bore LNAPL accumulation, and LNAPL transmissivity to total LNAPL volume (and mass) and recoverability and migration potential.
- Biogeochemical data for selected groundwater, sediment, and soil gas sampling locations that will support more accurate prediction of how hydrocarbons mass in the Eastern Portion will naturally attenuate over the next few years.
- Fluid level gauging data collected under non-groundwater extraction conditions that will help better define the lateral and vertical groundwater flow patterns in the Eastern Portion over the long term.

2.4 Enhanced LNAPL Removal

The presence of LNAPL in the sandy layer found below a depth of about 30 feet at the site provides for a likely relatively effective LNAPL removal by skimming. If skimming alone is not able to result in a final residual thickness sufficient for a determination of low risk under current deeper groundwater condition or future potential shallower groundwater conditions, enhanced LNAPL removal methods may be applied.

Enhanced LNAPL removal design would consist of enhanced flushing that will require (1) soil testing for selection of a surfactant, (2) confirmation of groundwater capture during any infiltration of surfactants for LNAPL flushing and potential upgrade of the groundwater extraction system, and (3) permitting of a pilot test with the RWQCB.

2.5 Biosparging and Enhanced Bioremediation

Biogeochemical evaluation of the dissolved concentrations of oxygen, sulfate, alkalinity and methane indicate that the hydrocarbons in groundwater are attenuated by microbial populations. The stability of the hydrocarbon plume in groundwater confirms that bio-attenuation is occurring. It is therefore critical that conditions conducive to maintaining an active, aerobic population of microbes in the subsurface be maintained.

Previous site remedies have included biosparging through multiple sets of wells at the site. Biosparging, coupled with continued groundwater and LNAPL extraction, and the use of the existing horizontal extraction wells will be an important component of the final site remedy.

3.0 HEALTH SCREENING RESULTS

As a requirement for soil closure by the RWQCB, a human health risk assessment (HHRA) was prepared for DLA-Energy responsible area of the Eastern Portion of DFSP Norwalk. The human health screening-level risk assessment focuses on the data collected by SGI between March 2015 and February 2016. The purpose of the HHRA was to evaluate potential exposures in order to identify whether any residual soil and soil gas contamination poses a risk to human health.

In the human health screening-level risk assessment, the soil and soil gas data were screened with Site-specific cleanup goals and acceptable regulatory screening levels. Based on the results of the screening-level risk assessment, the following conclusions are made:

- The soil EPCs were below the human health screening levels.
- The soil gas EPCs were below the human health screening levels.
- Further evaluation of potential exposures associated with proposed development as a public park is not necessary.
- No additional remediation or engineering solutions are necessary to adequately protect human health.
- The Eastern Portion of the DFSP Norwalk Site is acceptable for current and anticipated future land use.

The complete HHRA with supporting figures, tables, and calculations is provided in Appendix C of this document. The HHRA provided in Appendix C was prepared as a “stand alone” document to facilitate preview by the Office of Environmental Health Hazard Assessment (OEHHA).

4.0 BASELINE AND POST-USE SOIL SAMPLING – SOIL TREATMENT CELLS – TANK BASIN 80004 - EASTERN PORTION

Tank Basin 80004 is located in northern/eastern part of the Site and is located on the boundary of the two portions of the site scheduled for redevelopment: the eastern part of Former Basin 80004 is included in the proposed future park area, and the western part of the Former Basin is planned to be part of the western, main site redevelopment. Soil treatment stockpiles were located in the Former 80004 Basin, and sampling of soil before treatment stockpiles and after dismantling of the stockpiles was performed to document soil conditions and potential impacts from the treatment operations. The pre-and post-use soil sampling was conducted in July 2015 and April 2016, respectively, in accordance with the *Soil Management Plan: Treatment Cell Operation and Site Excavation*, submitted to the Los Angeles Regional Water Quality Control Board (LARWQCB) on November 5, 2014.

Soil treatment consisted of addition of bioremediation-enhancement components in a mechanical mixing unit, and the treated soil was then placed into lined treatment cells, covered and sampled. During the initial construction phase of the project, at each proposed treatment cell location, four initial baseline samples of shallow soil were collected and analyzed to represent soil conditions prior to use of that area for stockpiled soil undergoing bioremediation. The footprint of the proposed cell area was then lined with a heavy duty liner, and treated soil was stockpiled on each cell. At the completion of the use of the treatment cell, the liner was removed, and samples were collected from under the cell footprint and from the sides of the cell in order to confirm that the operations associated with the treatment cells did not result in soil contamination.

As depicted in Figure 5, there were a total of seven treatment cells/rows constructed in Basin 80004. Each cell was used twice for stockpiled soil (soil treatment stockpiles 80004A to 80004G, followed by soil treatment stockpiles 80004H to 80004N).

4.1 Methodology

Soil samples were collected between six inches and one foot below ground surface using hand-auger equipment. Samples from each location were submitted to California state-certified American Analytics in Chatsworth, California, for analysis of total petroleum hydrocarbons (TPH speciated for carbon range) in accordance with EPA Method 8015M, and for gasoline-range organics (GRO), volatile organic compounds (VOCs), and fuel oxygenates in accordance with EPA Method 8260B. Soil samples submitted for 8260B analysis were prepared in accordance with EPA Method 5035.

All sampling equipment was thoroughly decontaminated between each sample and cleaned by washing in a non-phosphatic detergent solution and double-rinsed with distilled water.

Pre-treatment cell baseline samples were collected from areas (historical basins) being used for soil treatment. The objective was to generate a baseline characterization of surface soil conditions. This data served as a benchmark and were compared against post-closure sampling and

exploratory trench sampling of these same areas. The objective of the pre- and post- use soil sampling and analysis was to confirm and demonstrate that the operation of the soil treatment cells had not adversely impacted surface soils. In the event there had been some impact to the soil in those areas, they would either be treated on site or disposed off site. The primary objective was to leave those areas used for treatment in good condition suitable to obtain a clean-closure status. There was no recognized surface contamination in the areas that were used for treatment cells.

Within the Eastern Portion of each treatment row, two pre-use, baseline soil samples were collected prior to the installation of a single-piece construction, impermeable high-density polyethylene (HDPE) protective liner. The liner was installed prior to the placement of soil to be treated in the soil treatment rows. Soil was analyzed for TPH (speciated for carbon range) in accordance with EPA Method 8015M, and for GRO, VOCs, and fuel oxygenates in accordance with EPA Method 8260B. Soil samples submitted for 8260B analysis were prepared in accordance with EPA Method 5035 (see analytical report numbers A5331379F, A5331383F, A5331400F and A5331411F in Appendix A). Figure 6 indicates where the fourteen 80004 pre-treatment baseline samples and the 21 post-treatment soil samples were collected.

4.2 Post- Treatment Cell Surface Baseline Soil Sampling

After the treated rows and its covering plastic were removed from the treatment rows present in Basin 80004, after final use and after removal of the impermeable liner, post-treatment surface soil samples were taken. Soil samples were collected both within the cell row and in areas that surrounded the piles to account for any runoff that may have occurred down the plastic coverings (from samples). Three post-treatment samples were collected and analyzed from the eastern half of each row (i.e., that portion of the soil treatment row that was occupied DLA-responsible area of the Eastern Portion of DFSP Norwalk), for a total of 21 post-use confirmation soil samples. Figure 3 presents the location of the samples collected from the Eastern Portion.

All 21 samples were analyzed for TPH (speciated for carbon range) using EPA Method 8015 and for VOCs, oxygenates, and GRO by Method 8260 (laboratory analytical results are provided in Appendix D). The area under the former cells were visually observed and soil tested with a PID to identify potential areas of hydrocarbon contamination. No evidence of contamination was noted and therefore one location at each end of each cell was selected for sample collection.

Additionally, as part of side-wide cross trenching, a northeast-southwest cross trench was excavated on May 16 and 17. The excavated soil was monitored with a PID and no evidence of hydrocarbon contamination was noted in the Eastern Portion.

4.3 Laboratory Results and Conclusions

The results of the pre-stockpiling baseline samples and post-treatment samples for the location within the Eastern Portion are listed on Tables 1 (TPH) and 2 (VOCs). The results indicate that all pre- and post- treatment samples contained concentrations of TPH or VOCs below the Cleanup

Goals and that the pre- and post-treatment concentrations of TPH and VOCs were comparable indicating that no release to the environment occurred during operation of the treatment cells.

5.0 REFERENCES

California Regional Water Quality Control Board (CRWQCB). 2016. Environmental Screening Levels (ESLs). February.

Department of Toxic Substances Control (DTSC). 2016. Human Health Risk Assessment Note Number 3: DTSC-modified Screening Levels. Department of Toxic Substances Control. January.

LNAPL Transmissivity Test Summary and Results for TF-18, December 29, 2015, InfraSUR

LNAPL Source Characterization and LNAPL Recoverability in TF-18 Area, January 11, 2016, InfraSUR

Interstate Technology Regulatory Council. 2009. Evaluating LNAPL Remedial Technologies for Achieving Project Goals. December

Office of Environmental Health Hazard Assessment (OEHHA). 2010. California Health Hazard Screening Levels, Soil Gas Screening Numbers for Volatile Chemicals Below Buildings Constructed Without Engineered Fill Below Sub-Slab Gravel.

The Source Group, Inc. 2014. Soil Management Plan: Treatment Cell Operation and Site Excavation, Defense Fuel Support Point Norwalk. November 5.

The Source Group, Inc. 2014. Soil Remedial Action Plan, Defense Fuel Support Point Norwalk. November 30.

U.S. Environmental Protection Agency (USEPA). 2015. Regional Screening Levels for Chemical Contaminants at Superfund Sites. USEPA Region 3, Region 6, and Region 9. November.

6.0 LIMITATIONS

This document was prepared for the exclusive use of the Defense Logistics Agency - Energy (DLA Energy) and the California Regional Water Quality Control Board, Los Angeles Region (RWQCB) for the express purpose of complying with a client or regulatory directive for environmental investigation or restoration. SGI and DLA Energy must approve any re-use of this work product in whole or in part for a different purpose or by others in writing. If any such unauthorized use occurs, it shall be at the user's sole risk without liability to SGI or DLA Energy. To the extent that this report is based on information provided to SGI by third parties, including DLA Energy, their direct contractors, previous workers, and other stakeholders, SGI cannot guarantee the completeness or accuracy of this information, even where efforts were made to verify third-party information. SGI has exercised professional judgment to collect and present findings and opinions of a scientific and technical nature. The opinions expressed are based on the conditions of the Site existing at the time of the field investigation, current regulatory requirements, and any specified assumptions. The presented findings and recommendations in this report are intended to be taken in their entirety to assist DLA Energy and RWQCB personnel in applying their own professional judgment in making decisions related to the property. SGI cannot provide conclusions on environmental conditions outside the completed scope of work. SGI cannot guarantee that future conditions will not change and affect the validity of the presented conclusions and recommended work. No warranty or guarantee, whether expressed or implied, is made with respect to the data or the reported findings, observations, conclusions, and recommendations.

FIGURES

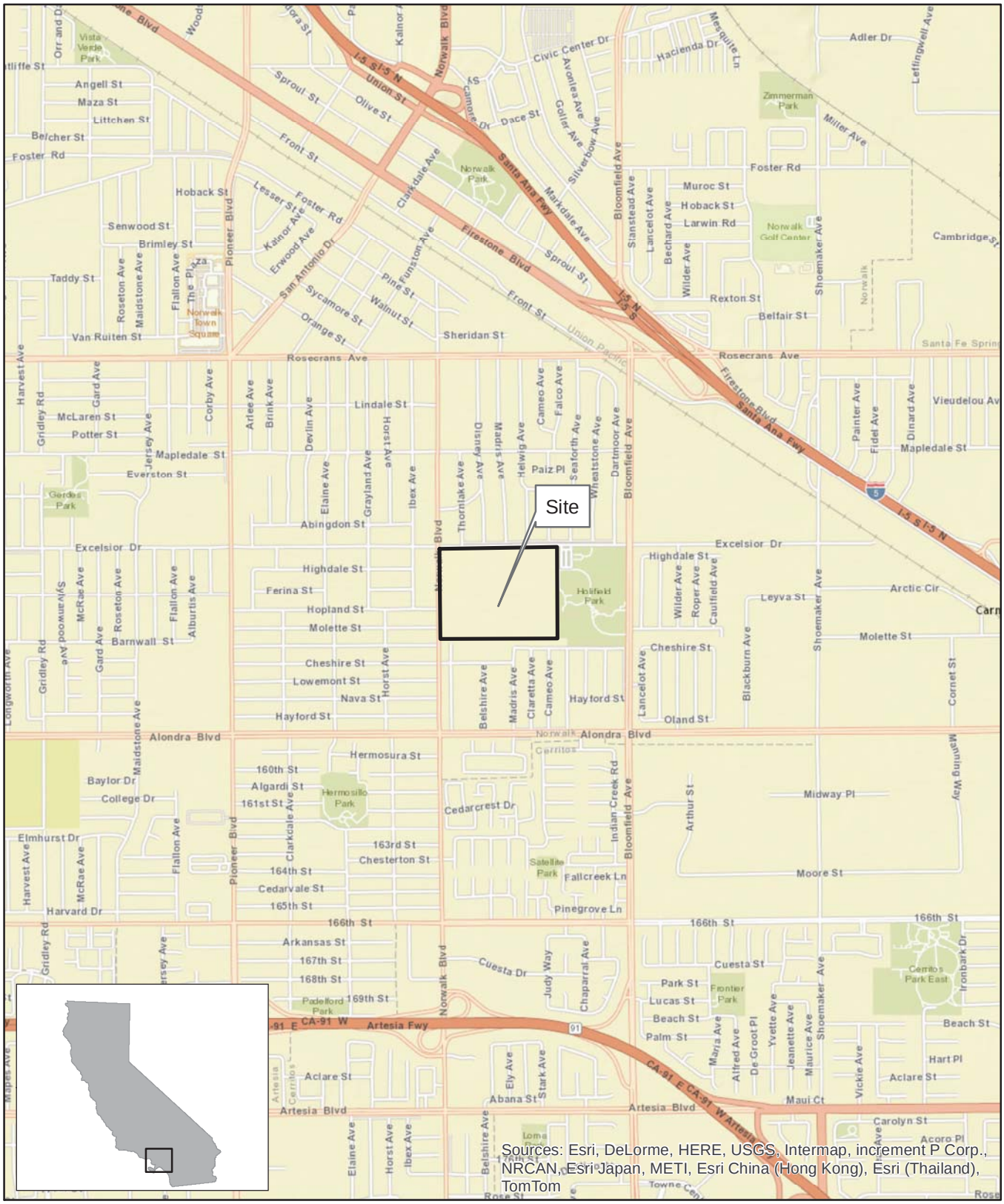

SOURCE:	PROJECT NO.:	DATE:	DR.BY:	APP.BY:	SCALE= 1:24,000	N
ESRI 7.5 MINUTE TOPOGRAPHIC MAP. http://resources.esri.com/arcgisonlineservices	04-NDLA-001	5/28/2014	JK	PP	0 1,000 2,000 4,000 Feet	

SGI environmental THE SOURCE GROUP, INC.
1962 FREEMAN AVENUE
SIGNAL HILL, CA 90755
(562) 597-1055

DEFENSE FUEL SUPPORT POINT NORWALK

15306 NORWALK BOULEVARD
NORWALK, CALIFORNIA

SITE LOCATION MAP

FIGURE **1**

Document Name: Fig-1 Norwalk Site Location Map

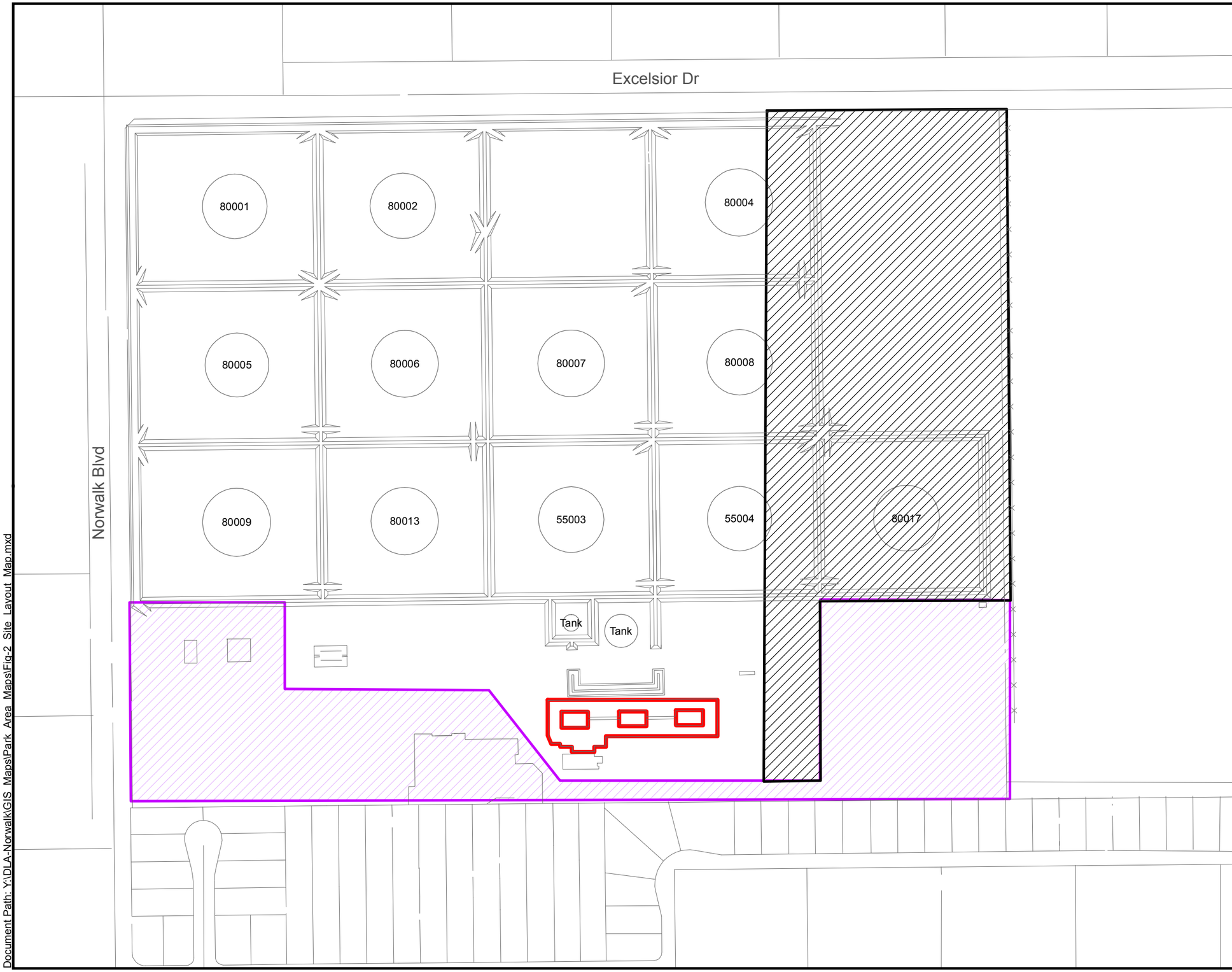

Legend

- Former Above Ground Storage Tanks
- DLA Responsible Area - Eastern Portion of DFSP Norwalk
- Former Truck Loading Racks
- Kinder Morgan Responsible Area

N

DFSP Norwalk
15306 Norwalk Boulevard
Norwalk, California

Project Number:	Date:	Drawn By:	Approved By:
04-NDLA-007	04/07/2016	P. Wu	N. Irish

0 90 180 360 Feet

Site Layout Map

SGI environmental THE SOURCE GROUP, INC.
1962 Freeman Avenue
Signal Hill, CA 90755
(562) 597-1055

Figure 2

Document Path: Y:\DLA-Norwalk\GIS_Maps\Park_Area_Maps\Fig-2_Site_Layout_Map.mxd

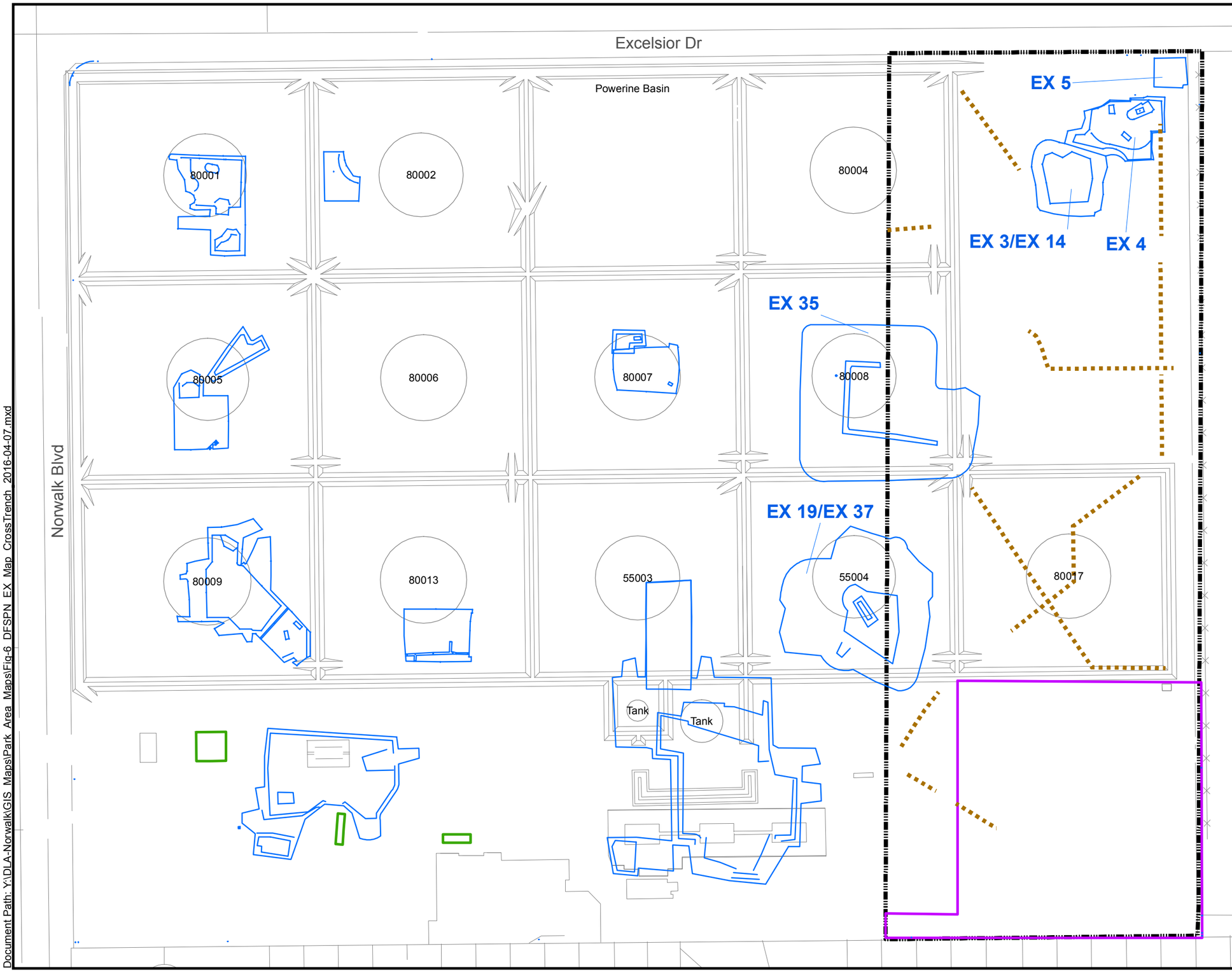

Legend

- Former Above Ground Storage Tanks
- Cross Trenches (Completed by SGI/DLA)
- Excavation Areas
- Buildings
- Kinder-Morgan Conveyance Area (Soil Conceptual Site Model, Parsons, September 4, 2012)
- Surveyed Park Boundary (by Coast Surveying, Inc., October 2015)

N

DFSP Norwalk
15306 Norwalk Boulevard
Norwalk, California

Project Number:	Date:	Drawn By:	Approved By:
04-NDLA-007	04/07/2016	P. W	N. I

0 70 140 280 Feet

EXCAVATION MAP WITH PARK AREA CROSS TRENCHES

SGI environmental THE SOURCE GROUP, INC.
1962 Freeman Avenue
Signal Hill, CA 90755
(562) 597-1055

Figure 3

Document Path: Y:\DLA-Norwalk\GIS_Maps\Park_Area_Maps\Fig-6_DFSPN_EX_Map_CrossTrench_2016-04-07.mxd

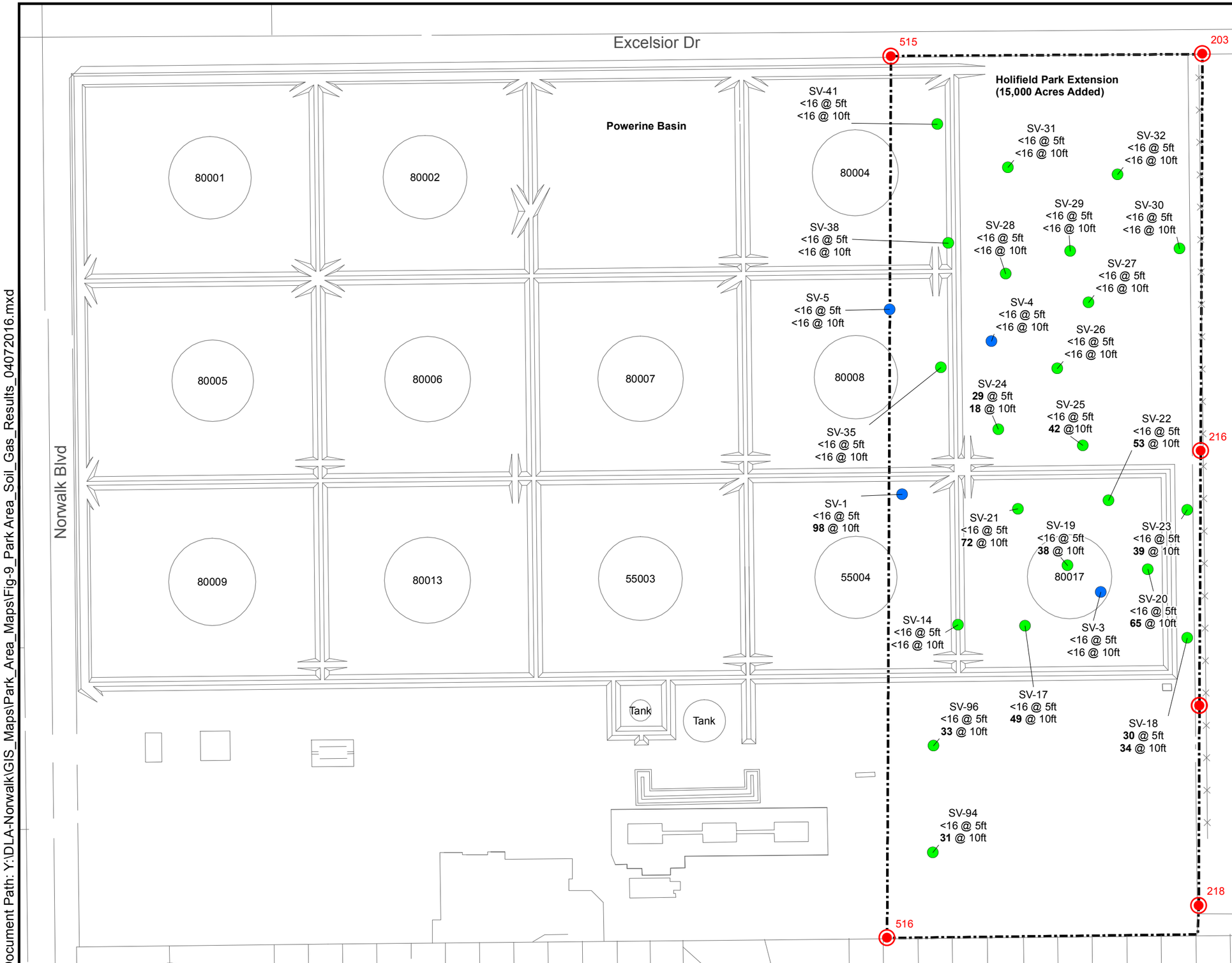

Legend

SV-13 — Proposed Soil Vapor Probe Locations

SV-1 — Soil Vapor Probe Locations (SGI 2015)

Surveyed Park Boundary (by Coast Surveying, Inc., Ocober 2015)

203 — Coast Surveying, Inc. Survey Points (October 2015)

Note

<16 @ 5ft: Concentration of Benzene at 5 feet below ground surface is not detected;

49 @ 10ft: Concentration of Benzene at 10 feet below ground surface is 49 µg/m3.

CHHSLs - Commercial Soil Gas for Benzene = 120 µg/m3

N

DFSP Norwalk
15306 Norwalk Boulevard
Norwalk, California

Project Number:	Date:	Drawn By:	Approved By:
04-NDLA-005	04/07/2016	P. W	N. I

0 70 140 280 Feet

Soil Gas Sampling Results (Park Area)

SGI environmental
THE SOURCE GROUP, INC.
1962 Freeman Avenue
Signal Hill, CA 90755
(562) 597-1055

Figure 4

Document Path: Y:\DLA-Norwalk\GIS_Maps\Park_Area_Maps\Fig-9_Park Area_Soil_Gas_Results_04072016.mxd

Legend

- Former Above Ground Storage Tanks
- Western Boundary of Proposed Park Area
- E Completed Treatment Row

N

DFSP Norwalk
15306 Norwalk Boulevard
Norwalk, California

Project Number:	Date:	Drawn By:	Approved By:
04-NDLA-007	05/18/2016	PW	PP

0 70 140 280 Feet

80004 Soil Treatment Locations

SGI environmental THE SOURCE GROUP, INC.
1962 Freeman Avenue
Signal Hill, CA 90755
(562) 597-1055

Figure 5

Document Path: R:\DLA-Norwalk\GIS Maps\Park Area Maps\Fig-2 80004 Treatment Pile Locations 2016.05.18.mxd

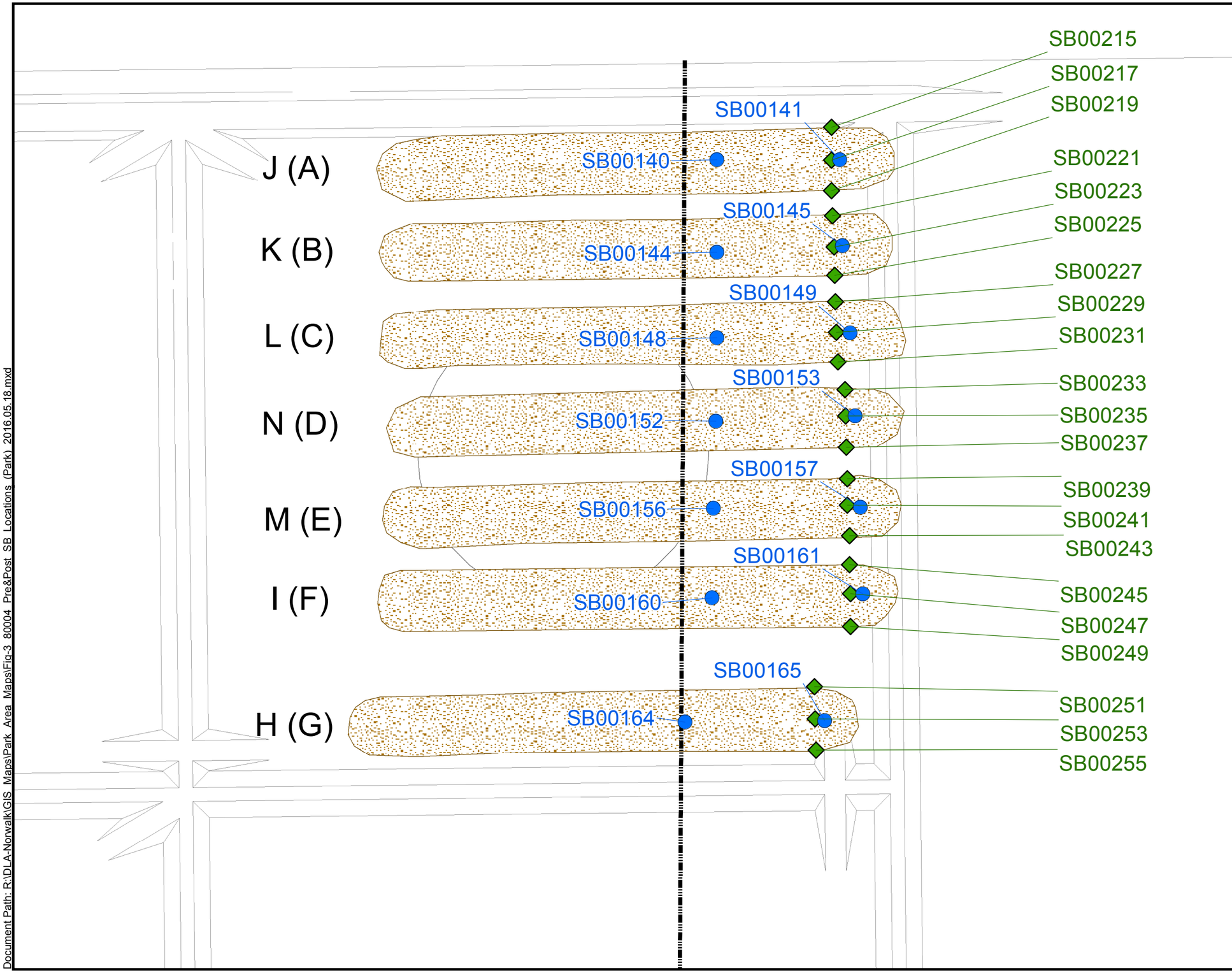

Legend

- Former Above Ground Storage Tanks
- Post Remediation Baseline Sampling Locations (below Cleanup Goals)
- Initial Baseline Sampling Locations (below Cleanup Goals)
- Western Boundary of Proposed Park Area
- Completed Treatment Row

N

DFSP Norwalk
15306 Norwalk Boulevard
Norwalk, California

Project Number:	Date:	Drawn By:	Approved By:
04-NDLA-007	05/18/2016	PW	PP

0 20 40 80 Feet

80004 Pre- and Post- Treatment Sampling Locations (Park Area)

SGI environmental THE SOURCE GROUP, INC.
1962 Freeman Avenue
Signal Hill, CA 90755
(562) 597-1055

Figure 6

Document Path: R:\DLA-Norwalk\GIS_Maps\Park_Area_Maps\Fig-3_80004_Pre&Post_SB_Locations_(Park)_2016.05.18.mxd

TABLES

TABLE 1
TANK BASIN 80004 - EASTERN PORTION
PRE- AND POST-USE SAMPLE ANALYTICAL RESULTS-TOTAL PETROLEUM HYDROCARBONS
Defense Fuel Support Point Norwalk
15306 Norwalk Boulevard, Norwalk, California

Sample ID	Date Sampled	Gasoline Range Organics (GRO) (mg/kg)	Carbon Range C13-C22 (mg/kg)	Carbon Range C23-C32 (mg/kg)	Carbon Range C33-C44 (mg/kg)	Carbon Range C23-C44 (mg/kg)	Comment	Lab Report Number
RWQCB Cleanup Goal (0.5-5 ft below ground surface)		500	1,000	---	---	10,000		
RWQCB Cleanup Goal (> 5 ft below ground surface)		100	100	---	---	1,000		
80004-J (A)								
SB00140	6/17/2015	<0.50	**19**	**120**	**160**	**280**	Initial Sampling Results	A5331379
SB00141	6/17/2015	<0.50	<10	**110**	**160**	**270**	Initial Sampling Results	A5331379
SB00215	4/19/2016	<0.50	<10	<10	<10	<10	Post Sampling Results	A5331756
SB00217	4/19/2016	<0.50	<50	**140**	**100**	**240**	Post Sampling Results	A5331756
SB00219	4/19/2016	<0.50	<50	**270**	**210**	**480**	Post Sampling Results	A5331756
80004-K (B)								
SB00144	6/17/2015	<0.50	<10	**11**	**37**	**48**	Initial Sampling Results	A5331379
SB00145	6/17/2015	<0.50	<10	**34**	**55**	**89**	Initial Sampling Results	A5331379
SB00221	4/19/2016	<0.50	**49**	**120**	**71**	**191**	Post Sampling Results	A5331756
SB00223	4/19/2016	<0.50	**23**	**47**	**34**	**81**	Post Sampling Results	A5331756
SB00225	4/19/2016	<0.50	**32**	**85**	**48**	**133**	Post Sampling Results	A5331756
80004-L (C)								
SB00148	6/23/2015	<0.50	<10	**25**	**27**	**52**	Initial Sampling Results	A5331383
SB00149	6/23/2015	<0.50	**11**	**51**	**54**	**105**	Initial Sampling Results	A5331383
SB00227	4/19/2016	<0.50	**16**	**120**	**86**	**206**	Post Sampling Results	A5331756
SB00229	4/19/2016	<0.50	**62**	**75**	**39**	**114**	Post Sampling Results	A5331756
SB00231	4/19/2016	<0.50	**19**	**110**	**110**	**220**	Post Sampling Results	A5331756
80004-N (D)								
SB00152	7/7/2015	<0.50	**31**	**130**	**130**	**260**	Initial Sampling Results	A5331400
SB00153	7/7/2015	<0.50	**11**	**37**	**40**	**77**	Initial Sampling Results	A5331400
SB00233	4/19/2016	<0.50	**22**	**110**	**110**	**220**	Post Sampling Results	A5331756
SB00235	4/19/2016	<0.50	<10	<10	<10	<10	Post Sampling Results	A5331756
SB00237	4/19/2016	<0.50	**15**	**90**	**90**	**180**	Post Sampling Results	A5331756

TABLE 1
TANK BASIN 80004 - EASTERN PORTION
PRE- AND POST-USE SAMPLE ANALYTICAL RESULTS-TOTAL PETROLEUM HYDROCARBONS
Defense Fuel Support Point Norwalk
15306 Norwalk Boulevard, Norwalk, California

Sample ID	Date Sampled	Gasoline Range Organics (GRO) (mg/kg)	Carbon Range C13-C22 (mg/kg)	Carbon Range C23-C32 (mg/kg)	Carbon Range C33-C44 (mg/kg)	Carbon Range C23-C44 (mg/kg)	Comment	Lab Report Number
RWQCB Cleanup Goal (0.5-5 ft below ground surface)		500	1,000	---	---	10,000		
RWQCB Cleanup Goal (> 5 ft below ground surface)		100	100	---	---	1,000		
80004-M (E)								
SB00156	7/7/2015	<0.50	<10	**24**	**22**	**46**	Initial Sampling Results	A5331400
SB00157	7/7/2015	<0.50	**29**	**100**	**89**	**189**	Initial Sampling Results	A5331400
SB00239	4/19/2016	<0.50	<10	<10	<10	<10	Post Sampling Results	A5331756
SB00241	4/19/2016	<0.50	<10	<10	<10	<10	Post Sampling Results	A5331756
SB00243	4/19/2016	<0.50	<10	<10	<10	<10	Post Sampling Results	A5331756
80004-I (F)								
SB00160	7/7/2015	<0.50	<10	<10	<10	<10	Initial Sampling Results	A5331400
SB00161	7/7/2015	<0.50	**41**	**150**	**130**	**280**	Initial Sampling Results	A5331400
SB00245	4/19/2016	<0.50	<10	**47**	**44**	**91**	Post Sampling Results	A5331756
SB00247	4/19/2016	<0.50	**28**	**140**	**120**	**260**	Post Sampling Results	A5331756
SB00249	4/19/2016	<0.50	<10	**25**	**22**	**47**	Post Sampling Results	A5331756
80004-H (G)								
SB00164	7/10/2015	<0.50	**14**	**57**	**73**	**130**	Initial Sampling Results	A5331411
SB00165	7/10/2015	<0.50	**24**	**57**	**57**	**114**	Initial Sampling Results	A5331411
SB00251	4/19/2016	<0.50	**78**	**290**	**130**	**420**	Post Sampling Results	A5331756
SB00253	4/19/2016	<0.50	**56**	**190**	**81**	**271**	Post Sampling Results	A5331756
SB00255	4/19/2016	<0.50	**26**	**34**	**17**	**51**	Post Sampling Results	A5331756

Notes: All concentrations are presented in milligrams per kilogram (mg/kg).
Detections are shown in **bold**.
ft = feet.
C13-C22 = carbon chains ranging from C13 through C22.
<0.50 = not detected at or above the indicated laboratory reporting limit.
--- = not applicable.
Hydrocarbon Chain Identification by EPA Method 8015B(M).
GRO by EPA Method 8260B/5035.

TABLE 2
TANK BASIN 80004- PRE- AND POST-USE SAMPLE ANALYTICAL RESULTS - VOLATILE ORGANIC COMPOUNDS
Defense Fuel Support Point Norwalk
15306 Norwalk Boulevard, Norwalk, California

Sample ID	Date Sampled	Acetone (mg/kg)	tert-Amyl Methyl Ether (TAME) (mg/kg)	Benzene (mg/kg)	Bromobenzene (mg/kg)	Bromochloromethane (mg/kg)	Bromodichloromethane (mg/kg)	Bromoform (mg/kg)	Bromomethane (mg/kg)	2-Butanone (MEK) (mg/kg)	tert-Butyl alcohol (TBA) (mg/kg)	sec-Butylbenzene (mg/kg)	tert-Butylbenzene (mg/kg)	n-Butylbenzene (mg/kg)	Carbon Disulfide (mg/kg)
Soil Cleanup Goal: (0.5 - 5 feet below ground surface)		0.994	0.005	0.013	0.005	0.005	0.005	0.005	0.005	0.05	0.02	2.22	1.78	3.4	0.046
Soil Cleanup Goal: (> 5 feet below ground surface)		1.28	0.005	0.011	0.005	0.005	0.005	0.005	0.005	0.05	0.02	0.129	0.11	0.179	0.023
80004-J (A)															
SB00140	6/17/2015	<0.050	<0.0050	<0.010	<0.0050	<0.0050	<0.0050	<0.0050	<0.0050	<0.050	<0.020	<0.0050	<0.0050	<0.0050	<0.0050
SB00141	6/17/2015	<0.050	<0.0050	<0.010	<0.0050	<0.0050	<0.0050	<0.0050	<0.0050	<0.050	<0.020	<0.0050	<0.0050	<0.0050	<0.0050
SB00215	4/19/2016	<0.050	<0.0050	<0.010	<0.0050	<0.0050	<0.0050	<0.0050	<0.0050	<0.050	<0.020	<0.0050	<0.0050	<0.0050	<0.0050
SB00217	4/19/2016	<0.050	<0.0050	<0.010	<0.0050	<0.0050	<0.0050	<0.0050	<0.0050	<0.050	<0.020	<0.0050	<0.0050	<0.0050	<0.0050
SB00219	4/19/2016	**0.066**	<0.0050	<0.010	<0.0050	<0.0050	<0.0050	<0.0050	<0.0050	<0.050	<0.020	<0.0050	<0.0050	<0.0050	<0.0050
80004-K (B)															
SB00144	6/17/2015	<0.050	<0.0050	<0.010	<0.0050	<0.0050	<0.0050	<0.0050	<0.0050	<0.050	<0.020	<0.0050	<0.0050	<0.0050	<0.0050
SB00145	6/17/2015	**0.062**	<0.0050	<0.010	<0.0050	<0.0050	<0.0050	<0.0050	<0.0050	<0.050	<0.020	<0.0050	<0.0050	<0.0050	<0.0050
SB00221	4/19/2016	<0.050	<0.0050	<0.010	<0.0050	<0.0050	<0.0050	<0.0050	<0.0050	<0.050	<0.020	<0.0050	<0.0050	<0.0050	<0.0050
SB00223	4/19/2016	**0.062**	<0.0050	<0.010	<0.0050	<0.0050	<0.0050	<0.0050	<0.0050	<0.050	<0.020	<0.0050	<0.0050	<0.0050	<0.0050
SB00225	4/19/2016	**0.061**	<0.0050	<0.010	<0.0050	<0.0050	<0.0050	<0.0050	<0.0050	<0.050	<0.020	<0.0050	<0.0050	<0.0050	<0.0050
80004-L (C)															
SB00148	6/23/2015	<0.050	<0.0050	<0.010	<0.0050	<0.0050	<0.0050	<0.0050	<0.0050	<0.050	<0.020	<0.0050	<0.0050	<0.0050	<0.0050
SB00149	6/23/2015	**0.092**	<0.0050	<0.010	<0.0050	<0.0050	<0.0050	<0.0050	<0.0050	<0.050	**0.040**	<0.0050	<0.0050	<0.0050	<0.0050
SB00227	4/19/2016	<0.050	<0.0050	<0.010	<0.0050	<0.0050	<0.0050	<0.0050	<0.0050	<0.050	<0.020	<0.0050	<0.0050	<0.0050	<0.0050
SB00229	4/19/2016	**0.050**	<0.0050	<0.010	<0.0050	<0.0050	<0.0050	<0.0050	<0.0050	<0.050	<0.020	<0.0050	<0.0050	<0.0050	<0.0050
SB00231	4/19/2016	<0.050	<0.0050	<0.010	<0.0050	<0.0050	<0.0050	<0.0050	<0.0050	<0.050	<0.020	<0.0050	<0.0050	<0.0050	<0.0050
80004-N (D)															
SB00152	7/7/2015	**0.10**	<0.0050	<0.010	<0.0050	<0.0050	<0.0050	<0.0050	<0.0050	<0.050	**0.072**	<0.0050	<0.0050	<0.0050	<0.0050
SB00153	7/7/2015	<0.050	<0.0050	<0.010	<0.0050	<0.0050	<0.0050	<0.0050	<0.0050	<0.050	**0.020**	<0.0050	<0.0050	<0.0050	<0.0050
SB00233	4/19/2016	**0.070**	<0.0050	<0.010	<0.0050	<0.0050	<0.0050	<0.0050	<0.0050	<0.050	<0.020	<0.0050	<0.0050	<0.0050	<0.0050
SB00235	4/19/2016	<0.050	<0.0050	<0.010	<0.0050	<0.0050	<0.0050	<0.0050	<0.0050	<0.050	<0.020	<0.0050	<0.0050	<0.0050	<0.0050
SB00237	4/19/2016	**0.074**	<0.0050	<0.010	<0.0050	<0.0050	<0.0050	<0.0050	<0.0050	<0.050	<0.020	<0.0050	<0.0050	<0.0050	<0.0050

TABLE 2
TANK BASIN 80004- PRE- AND POST-USE SAMPLE ANALYTICAL RESULTS - VOLATILE ORGANIC COMPOUNDS
Defense Fuel Support Point Norwalk
15306 Norwalk Boulevard, Norwalk, California

Sample ID	Date Sampled	Carbon Tetrachloride (mg/kg)	Chlorobenzene (mg/kg)	Chloroethane (mg/kg)	Chloroform (mg/kg)	Chloromethane (mg/kg)	2-Chlorotoluene (mg/kg)	4-Chlorotoluene (mg/kg)	1,2-Dibromo-3-chloropropane (mg/kg)	Dibromochloromethane (mg/kg)	1,2-Dibromoethane (EDB) (mg/kg)
Soil Cleanup Goal: (0.5 - 5 feet below ground surface)		0.005	0.005	0.005	0.005	0.005	0.005	0.005	0.01	0.005	0.005
Soil Cleanup Goal: (> 5 feet below ground surface)		0.005	0.005	0.005	0.005	0.005	0.005	0.005	0.01	0.005	0.005
80004-J (A)											
SB00140	6/17/2015	<0.0050	<0.0050	<0.0050	<0.0050	<0.0050	<0.0050	<0.0050	<0.010	<0.0050	<0.0050
SB00141	6/17/2015	<0.0050	<0.0050	<0.0050	<0.0050	<0.0050	<0.0050	<0.0050	<0.010	<0.0050	<0.0050
SB00215	4/19/2016	<0.0050	<0.0050	<0.0050	<0.0050	<0.0050	<0.0050	<0.0050	<0.010	<0.0050	<0.0050
SB00217	4/19/2016	<0.0050	<0.0050	<0.0050	<0.0050	<0.0050	<0.0050	<0.0050	<0.010	<0.0050	<0.0050
SB00219	4/19/2016	<0.0050	<0.0050	<0.0050	<0.0050	<0.0050	<0.0050	<0.0050	<0.010	<0.0050	<0.0050
80004-K (B)											
SB00144	6/17/2015	<0.0050	<0.0050	<0.0050	<0.0050	<0.0050	<0.0050	<0.0050	<0.010	<0.0050	<0.0050
SB00145	6/17/2015	<0.0050	<0.0050	<0.0050	<0.0050	<0.0050	<0.0050	<0.0050	<0.010	<0.0050	<0.0050
SB00221	4/19/2016	<0.0050	<0.0050	<0.0050	<0.0050	<0.0050	<0.0050	<0.0050	<0.010	<0.0050	<0.0050
SB00223	4/19/2016	<0.0050	<0.0050	<0.0050	<0.0050	<0.0050	<0.0050	<0.0050	<0.010	<0.0050	<0.0050
SB00225	4/19/2016	<0.0050	<0.0050	<0.0050	<0.0050	<0.0050	<0.0050	<0.0050	<0.010	<0.0050	<0.0050
80004-L (C)											
SB00148	6/23/2015	<0.0050	<0.0050	<0.0050	<0.0050	<0.0050	<0.0050	<0.0050	<0.010	<0.0050	<0.0050
SB00149	6/23/2015	<0.0050	<0.0050	<0.0050	<0.0050	<0.0050	<0.0050	<0.0050	<0.010	<0.0050	<0.0050
SB00227	4/19/2016	<0.0050	<0.0050	<0.0050	<0.0050	<0.0050	<0.0050	<0.0050	<0.010	<0.0050	<0.0050
SB00229	4/19/2016	<0.0050	<0.0050	<0.0050	<0.0050	<0.0050	<0.0050	<0.0050	<0.010	<0.0050	<0.0050
SB00231	4/19/2016	<0.0050	<0.0050	<0.0050	<0.0050	<0.0050	<0.0050	<0.0050	<0.010	<0.0050	<0.0050
80004-N (D)											
SB00152	7/7/2015	<0.0050	<0.0050	<0.0050	<0.0050	<0.0050	<0.0050	<0.0050	<0.010	<0.0050	<0.0050
SB00153	7/7/2015	<0.0050	<0.0050	<0.0050	<0.0050	<0.0050	<0.0050	<0.0050	<0.010	<0.0050	<0.0050
SB00233	4/19/2016	<0.0050	<0.0050	<0.0050	<0.0050	<0.0050	<0.0050	<0.0050	<0.010	<0.0050	<0.0050
SB00235	4/19/2016	<0.0050	<0.0050	<0.0050	<0.0050	<0.0050	<0.0050	<0.0050	<0.010	<0.0050	<0.0050
SB00237	4/19/2016	<0.0050	<0.0050	<0.0050	<0.0050	<0.0050	<0.0050	<0.0050	<0.010	<0.0050	<0.0050

TABLE 2
TANK BASIN 80004- PRE- AND POST-USE SAMPLE ANALYTICAL RESULTS - VOLATILE ORGANIC COMPOUNDS
Defense Fuel Support Point Norwalk
15306 Norwalk Boulevard, Norwalk, California

Sample ID	Date Sampled	Dibromomethane (mg/kg)	1,2-Dichlorobenzene (mg/kg)	1,3-Dichlorobenzene (mg/kg)	1,4-Dichlorobenzene (mg/kg)	Dichlorodifluoromethane (R12) (mg/kg)	1,1-Dichloroethane (mg/kg)	1,2-Dichloroethane (EDC) (mg/kg)	trans-1,2-Dichloroethylene (mg/kg)	cis-1,2-Dichloroethylene (mg/kg)	1,1-Dichloroethylene (mg/kg)	1,2-Dichloropropane (mg/kg)	1,3-Dichloropropane (mg/kg)	2,2-Dichloropropane (mg/kg)	1,1-Dichloropropylene (mg/kg)
Soil Cleanup Goal: (0.5 - 5 feet below ground surface)		0.005	0.005	0.005	0.005	0.005	0.005	0.005	0.005	0.005	0.005	0.005	0.005	0.005	0.005
Soil Cleanup Goal: (> 5 feet below ground surface)		0.005	0.005	0.005	0.005	0.005	0.005	0.005	0.005	0.005	0.005	0.005	0.005	0.005	0.005
80004-J (A)															
SB00140	6/17/2015	<0.0050	<0.0050	<0.0050	<0.0050	<0.0050	<0.0050	<0.0050	<0.0050	<0.0050	<0.0050	<0.0050	<0.0050	<0.0050	<0.0050
SB00141	6/17/2015	<0.0050	<0.0050	<0.0050	<0.0050	<0.0050	<0.0050	<0.0050	<0.0050	<0.0050	<0.0050	<0.0050	<0.0050	<0.0050	<0.0050
SB00215	4/19/2016	<0.0050	<0.0050	<0.0050	<0.0050	<0.0050	<0.0050	<0.0050	<0.0050	<0.0050	<0.0050	<0.0050	<0.0050	<0.0050	<0.0050
SB00217	4/19/2016	<0.0050	<0.0050	<0.0050	<0.0050	<0.0050	<0.0050	<0.0050	<0.0050	<0.0050	<0.0050	<0.0050	<0.0050	<0.0050	<0.0050
SB00219	4/19/2016	<0.0050	<0.0050	<0.0050	<0.0050	<0.0050	<0.0050	<0.0050	<0.0050	<0.0050	<0.0050	<0.0050	<0.0050	<0.0050	<0.0050
80004-K (B)															
SB00144	6/17/2015	<0.0050	<0.0050	<0.0050	<0.0050	<0.0050	<0.0050	<0.0050	<0.0050	<0.0050	<0.0050	<0.0050	<0.0050	<0.0050	<0.0050
SB00145	6/17/2015	<0.0050	<0.0050	<0.0050	<0.0050	<0.0050	<0.0050	<0.0050	<0.0050	<0.0050	<0.0050	<0.0050	<0.0050	<0.0050	<0.0050
SB00221	4/19/2016	<0.0050	<0.0050	<0.0050	<0.0050	<0.0050	<0.0050	<0.0050	<0.0050	<0.0050	<0.0050	<0.0050	<0.0050	<0.0050	<0.0050
SB00223	4/19/2016	<0.0050	<0.0050	<0.0050	<0.0050	<0.0050	<0.0050	<0.0050	<0.0050	<0.0050	<0.0050	<0.0050	<0.0050	<0.0050	<0.0050
SB00225	4/19/2016	<0.0050	<0.0050	<0.0050	<0.0050	<0.0050	<0.0050	<0.0050	<0.0050	<0.0050	<0.0050	<0.0050	<0.0050	<0.0050	<0.0050
80004-L (C)															
SB00148	6/23/2015	<0.0050	<0.0050	<0.0050	<0.0050	<0.0050	<0.0050	<0.0050	<0.0050	<0.0050	<0.0050	<0.0050	<0.0050	<0.0050	<0.0050
SB00149	6/23/2015	<0.0050	<0.0050	<0.0050	<0.0050	<0.0050	<0.0050	<0.0050	<0.0050	<0.0050	<0.0050	<0.0050	<0.0050	<0.0050	<0.0050
SB00227	4/19/2016	<0.0050	<0.0050	<0.0050	<0.0050	<0.0050	<0.0050	<0.0050	<0.0050	<0.0050	<0.0050	<0.0050	<0.0050	<0.0050	<0.0050
SB00229	4/19/2016	<0.0050	<0.0050	<0.0050	<0.0050	<0.0050	<0.0050	<0.0050	<0.0050	<0.0050	<0.0050	<0.0050	<0.0050	<0.0050	<0.0050
SB00231	4/19/2016	<0.0050	<0.0050	<0.0050	<0.0050	<0.0050	<0.0050	<0.0050	<0.0050	<0.0050	<0.0050	<0.0050	<0.0050	<0.0050	<0.0050
80004-N (D)															
SB00152	7/7/2015	<0.0050	<0.0050	<0.0050	<0.0050	<0.0050	<0.0050	<0.0050	<0.0050	<0.0050	<0.0050	<0.0050	<0.0050	<0.0050	<0.0050
SB00153	7/7/2015	<0.0050	<0.0050	<0.0050	<0.0050	<0.0050	<0.0050	<0.0050	<0.0050	<0.0050	<0.0050	<0.0050	<0.0050	<0.0050	<0.0050
SB00233	4/19/2016	<0.0050	<0.0050	<0.0050	<0.0050	<0.0050	<0.0050	<0.0050	<0.0050	<0.0050	<0.0050	<0.0050	<0.0050	<0.0050	<0.0050
SB00235	4/19/2016	<0.0050	<0.0050	<0.0050	<0.0050	<0.0050	<0.0050	<0.0050	<0.0050	<0.0050	<0.0050	<0.0050	<0.0050	<0.0050	<0.0050
SB00237	4/19/2016	<0.0050	<0.0050	<0.0050	<0.0050	<0.0050	<0.0050	<0.0050	<0.0050	<0.0050	<0.0050	<0.0050	<0.0050	<0.0050	<0.0050

TABLE 2
TANK BASIN 80004- PRE- AND POST-USE SAMPLE ANALYTICAL RESULTS - VOLATILE ORGANIC COMPOUNDS
Defense Fuel Support Point Norwalk
15306 Norwalk Boulevard, Norwalk, California

Sample ID	Date Sampled	trans-1,3-Dichloropropylene (mg/kg)	cis-1,3-Dichloropropylene (mg/kg)	Diisopropyl ether (DIPE) (mg/kg)	Ethylbenzene (mg/kg)	Ethyl-tert-Butyl Ether (ETBE) (mg/kg)	Hexachlorobutadiene (mg/kg)	2-Hexanone (MBK) (mg/kg)	Isopropylbenzene (mg/kg)	4-Isopropyltoluene (mg/kg)	4-Methyl-2-pentanone (MIBK) (mg/kg)
Soil Cleanup Goal: (0.5 - 5 feet below ground surface)		0.005	0.005	0.424	1.44	0.005	0.01	0.05	4.78	0.005	0.05
Soil Cleanup Goal: (> 5 feet below ground surface)		0.005	0.005	0.212	1.07	0.005	0.01	0.05	0.303	0.005	0.05
80004-J (A)											
SB00140	6/17/2015	<0.0050	<0.0050	<0.0050	<0.0020	<0.0050	<0.010	<0.050	<0.0050	<0.0050	<0.050
SB00141	6/17/2015	<0.0050	<0.0050	<0.0050	<0.0020	<0.0050	<0.010	<0.050	<0.0050	<0.0050	<0.050
SB00215	4/19/2016	<0.0050	<0.0050	<0.0050	<0.0020	<0.0050	<0.010	<0.050	<0.0050	<0.0050	<0.050
SB00217	4/19/2016	<0.0050	<0.0050	<0.0050	<0.0020	<0.0050	<0.010	<0.050	<0.0050	<0.0050	<0.050
SB00219	4/19/2016	<0.0050	<0.0050	<0.0050	<0.0020	<0.0050	<0.010	<0.050	<0.0050	<0.0050	<0.050
80004-K (B)											
SB00144	6/17/2015	<0.0050	<0.0050	<0.0050	<0.0020	<0.0050	<0.010	<0.050	<0.0050	<0.0050	<0.050
SB00145	6/17/2015	<0.0050	<0.0050	<0.0050	<0.0020	<0.0050	<0.010	<0.050	<0.0050	<0.0050	<0.050
SB00221	4/19/2016	<0.0050	<0.0050	<0.0050	<0.0020	<0.0050	<0.010	<0.050	<0.0050	<0.0050	<0.050
SB00223	4/19/2016	<0.0050	<0.0050	<0.0050	<0.0020	<0.0050	<0.010	<0.050	<0.0050	<0.0050	<0.050
SB00225	4/19/2016	<0.0050	<0.0050	<0.0050	<0.0020	<0.0050	<0.010	<0.050	<0.0050	<0.0050	<0.050
80004-L (C)											
SB00148	6/23/2015	<0.0050	<0.0050	<0.0050	<0.0020	<0.0050	<0.010	<0.050	<0.0050	<0.0050	<0.050
SB00149	6/23/2015	<0.0050	<0.0050	<0.0050	<0.0020	<0.0050	<0.010	<0.050	<0.0050	<0.0050	<0.050
SB00227	4/19/2016	<0.0050	<0.0050	<0.0050	<0.0020	<0.0050	<0.010	<0.050	<0.0050	<0.0050	<0.050
SB00229	4/19/2016	<0.0050	<0.0050	<0.0050	<0.0020	<0.0050	<0.010	<0.050	<0.0050	<0.0050	<0.050
SB00231	4/19/2016	<0.0050	<0.0050	<0.0050	<0.0020	<0.0050	<0.010	<0.050	<0.0050	<0.0050	<0.050
80004-N (D)											
SB00152	7/7/2015	<0.0050	<0.0050	<0.0050	<0.0020	<0.0050	<0.010	<0.050	<0.0050	<0.0050	<0.050
SB00153	7/7/2015	<0.0050	<0.0050	<0.0050	<0.0020	<0.0050	<0.010	<0.050	<0.0050	<0.0050	<0.050
SB00233	4/19/2016	<0.0050	<0.0050	<0.0050	<0.0020	<0.0050	<0.010	<0.050	<0.0050	<0.0050	<0.050
SB00235	4/19/2016	<0.0050	<0.0050	<0.0050	<0.0020	<0.0050	<0.010	<0.050	<0.0050	<0.0050	<0.050
SB00237	4/19/2016	<0.0050	<0.0050	<0.0050	<0.0020	<0.0050	<0.010	<0.050	<0.0050	<0.0050	<0.050

TABLE 2
TANK BASIN 80004- PRE- AND POST-USE SAMPLE ANALYTICAL RESULTS - VOLATILE ORGANIC COMPOUNDS
Defense Fuel Support Point Norwalk
15306 Norwalk Boulevard, Norwalk, California

Sample ID	Date Sampled	Methylene Chloride (mg/kg)	Methyl-tert-Butyl Ether (MTBE) (mg/kg)	Naphthalene (mg/kg)	n-Propylbenzene (mg/kg)	Styrene (mg/kg)	1,1,1,2-Tetrachloroethane (mg/kg)	1,1,2,2-Tetrachloroethane (mg/kg)	Tetrachloroethylene (PCE) (mg/kg)	Toluene (mg/kg)	1,1,2-Trichloro-1,2,2-trifluoroethane (R113) (mg/kg)	1,2,3-Trichlorobenzene (mg/kg)	1,2,4-Trichlorobenzene (mg/kg)	1,1,1-Trichloroethane (mg/kg)	1,1,2-Trichloroethane (mg/kg)
Soil Cleanup Goal: (0.5 - 5 feet below ground surface)		0.05	0.005	0.231	1.87	0.399	0.005	0.005	0.005	0.444	0.005	0.005	0.005	0.005	0.005
Soil Cleanup Goal: (> 5 feet below ground surface)		0.05	0.005	0.012	0.114	0.03	0.005	0.005	0.005	0.356	0.005	0.005	0.005	0.005	0.005
80004-J (A)															
SB00140	6/17/2015	<0.050	<0.0050	<0.010	<0.0050	<0.0050	<0.0050	<0.0050	<0.0050	<0.0020	<0.0050	<0.0050	<0.0050	<0.0050	<0.0050
SB00141	6/17/2015	<0.050	<0.0050	<0.010	<0.0050	<0.0050	<0.0050	<0.0050	<0.0050	<0.0020	<0.0050	<0.0050	<0.0050	<0.0050	<0.0050
SB00215	4/19/2016	<0.050	<0.0050	<0.010	<0.0050	<0.0050	<0.0050	<0.0050	<0.0050	**0.0051**	<0.0050	<0.0050	<0.0050	<0.0050	<0.0050
SB00217	4/19/2016	<0.050	<0.0050	<0.010	<0.0050	<0.0050	<0.0050	<0.0050	<0.0050	<0.0020	<0.0050	<0.0050	<0.0050	<0.0050	<0.0050
SB00219	4/19/2016	<0.050	<0.0050	<0.010	<0.0050	<0.0050	<0.0050	<0.0050	<0.0050	<0.0020	<0.0050	<0.0050	<0.0050	<0.0050	<0.0050
80004-K (B)															
SB00144	6/17/2015	<0.050	<0.0050	<0.010	<0.0050	<0.0050	<0.0050	<0.0050	<0.0050	**0.0033**	<0.0050	<0.0050	<0.0050	<0.0050	<0.0050
SB00145	6/17/2015	<0.050	<0.0050	<0.010	<0.0050	<0.0050	<0.0050	<0.0050	<0.0050	<0.0020	<0.0050	<0.0050	<0.0050	<0.0050	<0.0050
SB00221	4/19/2016	<0.050	<0.0050	<0.010	<0.0050	<0.0050	<0.0050	<0.0050	<0.0050	<0.0020	<0.0050	<0.0050	<0.0050	<0.0050	<0.0050
SB00223	4/19/2016	<0.050	<0.0050	<0.010	<0.0050	<0.0050	<0.0050	<0.0050	<0.0050	<0.0020	<0.0050	<0.0050	<0.0050	<0.0050	<0.0050
SB00225	4/19/2016	<0.050	<0.0050	<0.010	<0.0050	<0.0050	<0.0050	<0.0050	<0.0050	<0.0020	<0.0050	<0.0050	<0.0050	<0.0050	<0.0050
80004-L (C)															
SB00148	6/23/2015	<0.050	<0.0050	<0.010	<0.0050	<0.0050	<0.0050	<0.0050	<0.0050	**0.0032**	<0.0050	<0.0050	<0.0050	<0.0050	<0.0050
SB00149	6/23/2015	<0.050	<0.0050	<0.010	<0.0050	<0.0050	<0.0050	<0.0050	<0.0050	<0.0020	<0.0050	<0.0050	<0.0050	<0.0050	<0.0050
SB00227	4/19/2016	<0.050	<0.0050	<0.010	<0.0050	<0.0050	<0.0050	<0.0050	<0.0050	<0.0020	<0.0050	<0.0050	<0.0050	<0.0050	<0.0050
SB00229	4/19/2016	<0.050	<0.0050	<0.010	<0.0050	<0.0050	<0.0050	<0.0050	<0.0050	<0.0020	<0.0050	<0.0050	<0.0050	<0.0050	<0.0050
SB00231	4/19/2016	<0.050	<0.0050	<0.010	<0.0050	<0.0050	<0.0050	<0.0050	<0.0050	<0.0020	<0.0050	<0.0050	<0.0050	<0.0050	<0.0050
80004-N (D)															
SB00152	7/7/2015	<0.050	<0.0050	<0.010	<0.0050	<0.0050	<0.0050	<0.0050	<0.0050	<0.0020	<0.0050	<0.0050	<0.0050	<0.0050	<0.0050
SB00153	7/7/2015	<0.050	<0.0050	<0.010	<0.0050	<0.0050	<0.0050	<0.0050	<0.0050	**0.0026**	<0.0050	<0.0050	<0.0050	<0.0050	<0.0050
SB00233	4/19/2016	<0.050	<0.0050	<0.010	<0.0050	<0.0050	<0.0050	<0.0050	<0.0050	<0.0020	<0.0050	<0.0050	<0.0050	<0.0050	<0.0050
SB00235	4/19/2016	<0.050	<0.0050	<0.010	<0.0050	<0.0050	<0.0050	<0.0050	<0.0050	**0.0021**	<0.0050	<0.0050	<0.0050	<0.0050	<0.0050
SB00237	4/19/2016	<0.050	<0.0050	<0.010	<0.0050	<0.0050	<0.0050	<0.0050	<0.0050	**0.0023**	<0.0050	<0.0050	<0.0050	<0.0050	<0.0050

TABLE 2
TANK BASIN 80004- PRE- AND POST-USE SAMPLE ANALYTICAL RESULTS - VOLATILE ORGANIC COMPOUNDS
Defense Fuel Support Point Norwalk
15306 Norwalk Boulevard, Norwalk, California

Sample ID	Date Sampled	Trichloroethylene (TCE) (mg/kg)	Trichlorofluoromethane (R11) (mg/kg)	1,2,3-Trichloropropane (mg/kg)	1,2,4-Trimethylbenzene (mg/kg)	1,3,5-Trimethylbenzene (mg/kg)	Vinyl chloride (mg/kg)	o-Xylene (mg/kg)	m,p-Xylenes (mg/kg)	Gasoline Range Organics (GRO) (mg/kg)	Lab Report Number
Soil Cleanup Goal: (0.5 - 5 feet below ground surface)		0.005	0.005	0.005	1.8	1.77	0.005			500	
Soil Cleanup Goal: (> 5 feet below ground surface)		0.005	0.005	0.005	0.12	0.118	0.005			100	
80004-J (A)											
SB00140	6/17/2015	<0.0050	<0.0050	<0.0050	<0.0050	<0.0050	<0.0050	<0.0020	<0.0020	<0.50	A5331379
SB00141	6/17/2015	<0.0050	<0.0050	<0.0050	<0.0050	<0.0050	<0.0050	<0.0020	<0.0020	<0.50	A5331379
SB00215	4/19/2016	<0.0050	<0.0050	<0.0050	<0.0050	<0.0050	<0.0050	<0.0020	<0.0020	<0.50	A5331756
SB00217	4/19/2016	<0.0050	<0.0050	<0.0050	<0.0050	<0.0050	<0.0050	<0.0020	<0.0020	<0.50	A5331756
SB00219	4/19/2016	<0.0050	<0.0050	<0.0050	<0.0050	<0.0050	<0.0050	<0.0020	<0.0020	<0.50	A5331756
80004-K (B)											
SB00144	6/17/2015	<0.0050	<0.0050	<0.0050	<0.0050	<0.0050	<0.0050	<0.0020	**0.0020**	<0.50	A5331379
SB00145	6/17/2015	<0.0050	<0.0050	<0.0050	<0.0050	<0.0050	<0.0050	<0.0020	<0.0020	<0.50	A5331379
SB00221	4/19/2016	<0.0050	<0.0050	<0.0050	<0.0050	<0.0050	<0.0050	<0.0020	<0.0020	<0.50	A5331756
SB00223	4/19/2016	<0.0050	<0.0050	<0.0050	<0.0050	<0.0050	<0.0050	<0.0020	<0.0020	<0.50	A5331756
SB00225	4/19/2016	<0.0050	<0.0050	<0.0050	<0.0050	<0.0050	<0.0050	<0.0020	<0.0020	<0.50	A5331756
80004-L (C)											
SB00148	6/23/2015	<0.0050	<0.0050	<0.0050	<0.0050	<0.0050	<0.0050	<0.0020	<0.0020	<0.50	A5331400
SB00149	6/23/2015	<0.0050	<0.0050	<0.0050	<0.0050	<0.0050	<0.0050	<0.0020	<0.0020	<0.50	A5331400
SB00227	4/19/2016	<0.0050	<0.0050	<0.0050	<0.0050	<0.0050	<0.0050	<0.0020	<0.0020	<0.50	A5331756
SB00229	4/19/2016	<0.0050	<0.0050	<0.0050	<0.0050	<0.0050	<0.0050	<0.0020	<0.0020	<0.50	A5331756
SB00231	4/19/2016	<0.0050	<0.0050	<0.0050	<0.0050	<0.0050	<0.0050	<0.0020	<0.0020	<0.50	A5331756
80004-N (D)											
SB00152	7/7/2015	<0.0050	<0.0050	<0.0050	<0.0050	<0.0050	<0.0050	<0.0020	<0.0020	<0.50	A5331400
SB00153	7/7/2015	<0.0050	<0.0050	<0.0050	<0.0050	<0.0050	<0.0050	<0.0020	<0.0020	<0.50	A5331400
SB00233	4/19/2016	<0.0050	<0.0050	<0.0050	<0.0050	<0.0050	<0.0050	<0.0020	<0.0020	<0.50	A5331756
SB00235	4/19/2016	<0.0050	<0.0050	<0.0050	<0.0050	<0.0050	<0.0050	<0.0020	<0.0020	<0.50	A5331756
SB00237	4/19/2016	<0.0050	<0.0050	<0.0050	<0.0050	<0.0050	<0.0050	<0.0020	<0.0020	<0.50	A5331756

TABLE 2
TANK BASIN 80004- PRE- AND POST-USE SAMPLE ANALYTICAL RESULTS - VOLATILE ORGANIC COMPOUNDS
Defense Fuel Support Point Norwalk
15306 Norwalk Boulevard, Norwalk, California

Sample ID	Date Sampled	Acetone (mg/kg)	tert-Amyl Methyl Ether (TAME) (mg/kg)	Benzene (mg/kg)	Bromobenzene (mg/kg)	Bromochloromethane (mg/kg)	Bromodichloromethane (mg/kg)	Bromoform (mg/kg)	Bromomethane (mg/kg)	2-Butanone (MEK) (mg/kg)	tert-Butyl alcohol (TBA) (mg/kg)	sec-Butylbenzene (mg/kg)	tert-Butylbenzene (mg/kg)	n-Butylbenzene (mg/kg)	Carbon Disulfide (mg/kg)
80004-M (E)															
SB00156	7/7/2015	**0.073**	<0.0050	<0.010	<0.0050	<0.0050	<0.0050	<0.0050	<0.0050	<0.050	<0.020	<0.0050	<0.0050	<0.0050	<0.0050
SB00157	7/7/2015	<0.050	<0.0050	<0.010	<0.0050	<0.0050	<0.0050	<0.0050	<0.0050	<0.050	**0.023**	<0.0050	<0.0050	<0.0050	<0.0050
SB00239	4/19/2016	<0.050	<0.0050	<0.010	<0.0050	<0.0050	<0.0050	<0.0050	<0.0050	<0.050	<0.020	<0.0050	<0.0050	<0.0050	<0.0050
SB00241	4/19/2016	<0.050	<0.0050	<0.010	<0.0050	<0.0050	<0.0050	<0.0050	<0.0050	<0.050	<0.020	<0.0050	<0.0050	<0.0050	<0.0050
SB00243	4/19/2016	<0.050	<0.0050	<0.010	<0.0050	<0.0050	<0.0050	<0.0050	<0.0050	<0.050	<0.020	<0.0050	<0.0050	<0.0050	<0.0050
80004-I (F)															
SB00160	7/7/2015	**0.11**	<0.0050	<0.010	<0.0050	<0.0050	<0.0050	<0.0050	<0.0050	<0.050	<0.020	<0.0050	<0.0050	<0.0050	<0.0050
SB00161	7/7/2015	**0.14**	<0.0050	<0.010	<0.0050	<0.0050	<0.0050	<0.0050	<0.0050	<0.050	<0.020	<0.0050	<0.0050	<0.0050	<0.0050
SB00245	4/19/2016	<0.050	<0.0050	<0.010	<0.0050	<0.0050	<0.0050	<0.0050	<0.0050	<0.050	<0.020	<0.0050	<0.0050	<0.0050	<0.0050
SB00247	4/19/2016	**0.11**	<0.0050	<0.010	<0.0050	<0.0050	<0.0050	<0.0050	<0.0050	<0.050	<0.020	<0.0050	<0.0050	<0.0050	<0.0050
SB00249	4/19/2016	**0.13**	<0.0050	<0.010	<0.0050	<0.0050	<0.0050	<0.0050	<0.0050	<0.050	<0.020	<0.0050	<0.0050	<0.0050	<0.0050
80004-H (G)															
SB00164	7/10/2015	**0.077**	<0.0050	<0.010	<0.0050	<0.0050	<0.0050	<0.0050	<0.0050	<0.050	<0.020	<0.0050	<0.0050	<0.0050	<0.0050
SB00165	7/10/2015	**0.058**	<0.0050	<0.010	<0.0050	<0.0050	<0.0050	<0.0050	<0.0050	<0.050	<0.020	<0.0050	<0.0050	<0.0050	<0.0050
SB00251	4/19/2016	**0.096**	<0.0050	<0.010	<0.0050	<0.0050	<0.0050	<0.0050	<0.0050	<0.050	<0.020	<0.0050	<0.0050	<0.0050	<0.0050
SB00253	4/19/2016	**0.073**	<0.0050	<0.010	<0.0050	<0.0050	<0.0050	<0.0050	<0.0050	<0.050	<0.020	<0.0050	<0.0050	<0.0050	<0.0050
SB00255	4/19/2016	**0.065**	<0.0050	<0.010	<0.0050	<0.0050	<0.0050	<0.0050	<0.0050	<0.050	<0.020	<0.0050	<0.0050	<0.0050	<0.0050

TABLE 2
TANK BASIN 80004- PRE- AND POST-USE SAMPLE ANALYTICAL RESULTS - VOLATILE ORGANIC COMPOUNDS
Defense Fuel Support Point Norwalk
15306 Norwalk Boulevard, Norwalk, California

Sample ID	Date Sampled	Carbon Tetrachloride (mg/kg)	Chlorobenzene (mg/kg)	Chloroethane (mg/kg)	Chloroform (mg/kg)	Chloromethane (mg/kg)	2-Chlorotoluene (mg/kg)	4-Chlorotoluene (mg/kg)	1,2-Dibromo-3-chloropropane (mg/kg)	Dibromochloromethane (mg/kg)	1,2-Dibromoethane (EDB) (mg/kg)
80004-M (E)											
SB00156	7/7/2015	<0.0050	<0.0050	<0.0050	<0.0050	<0.0050	<0.0050	<0.0050	<0.010	<0.0050	<0.0050
SB00157	7/7/2015	<0.0050	<0.0050	<0.0050	<0.0050	<0.0050	<0.0050	<0.0050	<0.010	<0.0050	<0.0050
SB00239	4/19/2016	<0.0050	<0.0050	<0.0050	<0.0050	<0.0050	<0.0050	<0.0050	<0.010	<0.0050	<0.0050
SB00241	4/19/2016	<0.0050	<0.0050	<0.0050	<0.0050	<0.0050	<0.0050	<0.0050	<0.010	<0.0050	<0.0050
SB00243	4/19/2016	<0.0050	<0.0050	<0.0050	<0.0050	<0.0050	<0.0050	<0.0050	<0.010	<0.0050	<0.0050
80004-I (F)											
SB00160	7/7/2015	<0.0050	<0.0050	<0.0050	<0.0050	<0.0050	<0.0050	<0.0050	<0.010	<0.0050	<0.0050
SB00161	7/7/2015	<0.0050	<0.0050	<0.0050	<0.0050	<0.0050	<0.0050	<0.0050	<0.010	<0.0050	<0.0050
SB00245	4/19/2016	<0.0050	<0.0050	<0.0050	<0.0050	<0.0050	<0.0050	<0.0050	<0.010	<0.0050	<0.0050
SB00247	4/19/2016	<0.0050	<0.0050	<0.0050	<0.0050	<0.0050	<0.0050	<0.0050	<0.010	<0.0050	<0.0050
SB00249	4/19/2016	<0.0050	<0.0050	<0.0050	<0.0050	<0.0050	<0.0050	<0.0050	<0.010	<0.0050	<0.0050
80004-H (G)											
SB00164	7/10/2015	<0.0050	<0.0050	<0.0050	<0.0050	<0.0050	<0.0050	<0.0050	<0.010	<0.0050	<0.0050
SB00165	7/10/2015	<0.0050	<0.0050	<0.0050	<0.0050	<0.0050	<0.0050	<0.0050	<0.010	<0.0050	<0.0050
SB00251	4/19/2016	<0.0050	<0.0050	<0.0050	<0.0050	<0.0050	<0.0050	<0.0050	<0.010	<0.0050	<0.0050
SB00253	4/19/2016	<0.0050	<0.0050	<0.0050	<0.0050	<0.0050	<0.0050	<0.0050	<0.010	<0.0050	<0.0050
SB00255	4/19/2016	<0.0050	<0.0050	<0.0050	<0.0050	<0.0050	<0.0050	<0.0050	<0.010	<0.0050	<0.0050

TABLE 2
TANK BASIN 80004- PRE- AND POST-USE SAMPLE ANALYTICAL RESULTS - VOLATILE ORGANIC COMPOUNDS
Defense Fuel Support Point Norwalk
15306 Norwalk Boulevard, Norwalk, California

Sample ID	Date Sampled	Dibromomethane (mg/kg)	1,2-Dichlorobenzene (mg/kg)	1,3-Dichlorobenzene (mg/kg)	1,4-Dichlorobenzene (mg/kg)	Dichlorodifluoromethane (R12) (mg/kg)	1,1-Dichloroethane (mg/kg)	1,2-Dichloroethane (EDC) (mg/kg)	trans-1,2-Dichloroethylene (mg/kg)	cis-1,2-Dichloroethylene (mg/kg)	1,1-Dichloroethylene (mg/kg)	1,2-Dichloropropane (mg/kg)	1,3-Dichloropropane (mg/kg)	2,2-Dichloropropane (mg/kg)	1,1-Dichloropropylene (mg/kg)
80004-M (E)															
SB00156	7/7/2015	<0.0050	<0.0050	<0.0050	<0.0050	<0.0050	<0.0050	<0.0050	<0.0050	<0.0050	<0.0050	<0.0050	<0.0050	<0.0050	<0.0050
SB00157	7/7/2015	<0.0050	<0.0050	<0.0050	<0.0050	<0.0050	<0.0050	<0.0050	<0.0050	<0.0050	<0.0050	<0.0050	<0.0050	<0.0050	<0.0050
SB00239	4/19/2016	<0.0050	<0.0050	<0.0050	<0.0050	<0.0050	<0.0050	<0.0050	<0.0050	<0.0050	<0.0050	<0.0050	<0.0050	<0.0050	<0.0050
SB00241	4/19/2016	<0.0050	<0.0050	<0.0050	<0.0050	<0.0050	<0.0050	<0.0050	<0.0050	<0.0050	<0.0050	<0.0050	<0.0050	<0.0050	<0.0050
SB00243	4/19/2016	<0.0050	<0.0050	<0.0050	<0.0050	<0.0050	<0.0050	<0.0050	<0.0050	<0.0050	<0.0050	<0.0050	<0.0050	<0.0050	<0.0050
80004-I (F)															
SB00160	7/7/2015	<0.0050	<0.0050	<0.0050	<0.0050	<0.0050	<0.0050	<0.0050	<0.0050	<0.0050	<0.0050	<0.0050	<0.0050	<0.0050	<0.0050
SB00161	7/7/2015	<0.0050	<0.0050	<0.0050	<0.0050	<0.0050	<0.0050	<0.0050	<0.0050	<0.0050	<0.0050	<0.0050	<0.0050	<0.0050	<0.0050
SB00245	4/19/2016	<0.0050	<0.0050	<0.0050	<0.0050	<0.0050	<0.0050	<0.0050	<0.0050	<0.0050	<0.0050	<0.0050	<0.0050	<0.0050	<0.0050
SB00247	4/19/2016	<0.0050	<0.0050	<0.0050	<0.0050	<0.0050	<0.0050	<0.0050	<0.0050	<0.0050	<0.0050	<0.0050	<0.0050	<0.0050	<0.0050
SB00249	4/19/2016	<0.0050	<0.0050	<0.0050	<0.0050	<0.0050	<0.0050	<0.0050	<0.0050	<0.0050	<0.0050	<0.0050	<0.0050	<0.0050	<0.0050
80004-H (G)															
SB00164	7/10/2015	<0.0050	<0.0050	<0.0050	<0.0050	<0.0050	<0.0050	<0.0050	<0.0050	<0.0050	<0.0050	<0.0050	<0.0050	<0.0050	<0.0050
SB00165	7/10/2015	<0.0050	<0.0050	<0.0050	<0.0050	<0.0050	<0.0050	<0.0050	<0.0050	<0.0050	<0.0050	<0.0050	<0.0050	<0.0050	<0.0050
SB00251	4/19/2016	<0.0050	<0.0050	<0.0050	<0.0050	<0.0050	<0.0050	<0.0050	<0.0050	<0.0050	<0.0050	<0.0050	<0.0050	<0.0050	<0.0050
SB00253	4/19/2016	<0.0050	<0.0050	<0.0050	<0.0050	<0.0050	<0.0050	<0.0050	<0.0050	<0.0050	<0.0050	<0.0050	<0.0050	<0.0050	<0.0050
SB00255	4/19/2016	<0.0050	<0.0050	<0.0050	<0.0050	<0.0050	<0.0050	<0.0050	<0.0050	<0.0050	<0.0050	<0.0050	<0.0050	<0.0050	<0.0050

TABLE 2
TANK BASIN 80004- PRE- AND POST-USE SAMPLE ANALYTICAL RESULTS - VOLATILE ORGANIC COMPOUNDS
Defense Fuel Support Point Norwalk
15306 Norwalk Boulevard, Norwalk, California

Sample ID	Date Sampled	trans-1,3-Dichloropropylene (mg/kg)	cis-1,3-Dichloropropylene (mg/kg)	Diisopropyl ether (DIPE) (mg/kg)	Ethylbenzene (mg/kg)	Ethyl-tert-Butyl Ether (ETBE) (mg/kg)	Hexachlorobutadiene (mg/kg)	2-Hexanone (MBK) (mg/kg)	Isopropylbenzene (mg/kg)	4-Isopropyltoluene (mg/kg)	4-Methyl-2-pentanone (MIBK) (mg/kg)
80004-M (E)											
SB00156	7/7/2015	<0.0050	<0.0050	<0.0050	<0.0020	<0.0050	<0.010	<0.050	<0.0050	<0.0050	<0.050
SB00157	7/7/2015	<0.0050	<0.0050	<0.0050	<0.0020	<0.0050	<0.010	<0.050	<0.0050	<0.0050	<0.050
SB00239	4/19/2016	<0.0050	<0.0050	<0.0050	<0.0020	<0.0050	<0.010	<0.050	<0.0050	<0.0050	<0.050
SB00241	4/19/2016	<0.0050	<0.0050	<0.0050	**0.0024**	<0.0050	<0.010	<0.050	<0.0050	<0.0050	<0.050
SB00243	4/19/2016	<0.0050	<0.0050	<0.0050	<0.0020	<0.0050	<0.010	<0.050	<0.0050	<0.0050	<0.050
80004-I (F)											
SB00160	7/7/2015	<0.0050	<0.0050	<0.0050	<0.0020	<0.0050	<0.010	<0.050	<0.0050	<0.0050	<0.050
SB00161	7/7/2015	<0.0050	<0.0050	<0.0050	<0.0020	<0.0050	<0.010	<0.050	<0.0050	<0.0050	<0.050
SB00245	4/19/2016	<0.0050	<0.0050	<0.0050	<0.0020	<0.0050	<0.010	<0.050	<0.0050	<0.0050	<0.050
SB00247	4/19/2016	<0.0050	<0.0050	<0.0050	<0.0020	<0.0050	<0.010	<0.050	<0.0050	<0.0050	<0.050
SB00249	4/19/2016	<0.0050	<0.0050	<0.0050	<0.0020	<0.0050	<0.010	<0.050	<0.0050	<0.0050	<0.050
80004-H (G)											
SB00164	7/10/2015	<0.0050	<0.0050	<0.0050	<0.0020	<0.0050	<0.010	<0.050	<0.0050	<0.0050	<0.050
SB00165	7/10/2015	<0.0050	<0.0050	<0.0050	<0.0020	<0.0050	<0.010	<0.050	<0.0050	<0.0050	<0.050
SB00251	4/19/2016	<0.0050	<0.0050	<0.0050	<0.0020	<0.0050	<0.010	<0.050	<0.0050	<0.0050	<0.050
SB00253	4/19/2016	<0.0050	<0.0050	<0.0050	<0.0020	<0.0050	<0.010	<0.050	<0.0050	<0.0050	<0.050
SB00255	4/19/2016	<0.0050	<0.0050	<0.0050	<0.0020	<0.0050	<0.010	<0.050	<0.0050	<0.0050	<0.050

TABLE 2
TANK BASIN 80004- PRE- AND POST-USE SAMPLE ANALYTICAL RESULTS - VOLATILE ORGANIC COMPOUNDS
Defense Fuel Support Point Norwalk
15306 Norwalk Boulevard, Norwalk, California

Sample ID	Date Sampled	Methylene Chloride (mg/kg)	Methyl-tert-Butyl Ether (MTBE) (mg/kg)	Naphthalene (mg/kg)	n-Propylbenzene (mg/kg)	Styrene (mg/kg)	1,1,1,2-Tetrachloroethane (mg/kg)	1,1,2,2-Tetrachloroethane (mg/kg)	Tetrachloroethylene (PCE) (mg/kg)	Toluene (mg/kg)	1,1,2-Trichloro-1,2,2-trifluoroethane (R113) (mg/kg)	1,2,3-Trichlorobenzene (mg/kg)	1,2,4-Trichlorobenzene (mg/kg)	1,1,1-Trichloroethane (mg/kg)	1,1,2-Trichloroethane (mg/kg)
80004-M (E)															
SB00156	7/7/2015	<0.050	<0.0050	<0.010	<0.0050	<0.0050	<0.0050	<0.0050	<0.0050	<0.0020	<0.0050	<0.0050	<0.0050	<0.0050	<0.0050
SB00157	7/7/2015	<0.050	<0.0050	<0.010	<0.0050	<0.0050	<0.0050	<0.0050	<0.0050	<0.0020	<0.0050	<0.0050	<0.0050	<0.0050	<0.0050
SB00239	4/19/2016	<0.050	<0.0050	<0.010	<0.0050	<0.0050	<0.0050	<0.0050	<0.0050	**0.0066**	<0.0050	<0.0050	<0.0050	<0.0050	<0.0050
SB00241	4/19/2016	<0.050	<0.0050	<0.010	<0.0050	<0.0050	<0.0050	<0.0050	<0.0050	**0.0095**	<0.0050	<0.0050	<0.0050	<0.0050	<0.0050
SB00243	4/19/2016	<0.050	<0.0050	<0.010	<0.0050	<0.0050	<0.0050	<0.0050	<0.0050	**0.0065**	<0.0050	<0.0050	<0.0050	<0.0050	<0.0050
80004-I (F)															
SB00160	7/7/2015	<0.050	<0.0050	<0.010	<0.0050	<0.0050	<0.0050	<0.0050	<0.0050	**0.0024**	<0.0050	<0.0050	<0.0050	<0.0050	<0.0050
SB00161	7/7/2015	<0.050	<0.0050	<0.010	<0.0050	<0.0050	<0.0050	<0.0050	<0.0050	<0.0020	<0.0050	<0.0050	<0.0050	<0.0050	<0.0050
SB00245	4/19/2016	<0.050	<0.0050	<0.010	<0.0050	<0.0050	<0.0050	<0.0050	<0.0050	**0.0032**	<0.0050	<0.0050	<0.0050	<0.0050	<0.0050
SB00247	4/19/2016	<0.050	<0.0050	<0.010	<0.0050	<0.0050	<0.0050	<0.0050	<0.0050	**0.0026**	<0.0050	<0.0050	<0.0050	<0.0050	<0.0050
SB00249	4/19/2016	<0.050	<0.0050	<0.010	<0.0050	<0.0050	<0.0050	<0.0050	<0.0050	**0.0022**	<0.0050	<0.0050	<0.0050	<0.0050	<0.0050
80004-H (G)															
SB00164	7/10/2015	<0.050	<0.0050	<0.010	<0.0050	<0.0050	<0.0050	<0.0050	<0.0050	<0.0020	<0.0050	<0.0050	<0.0050	<0.0050	<0.0050
SB00165	7/10/2015	<0.050	<0.0050	<0.010	<0.0050	<0.0050	<0.0050	<0.0050	<0.0050	<0.0020	<0.0050	<0.0050	<0.0050	<0.0050	<0.0050
SB00251	4/19/2016	<0.050	<0.0050	<0.010	<0.0050	<0.0050	<0.0050	<0.0050	<0.0050	<0.0020	<0.0050	<0.0050	<0.0050	<0.0050	<0.0050
SB00253	4/19/2016	<0.050	<0.0050	<0.010	<0.0050	<0.0050	<0.0050	<0.0050	<0.0050	**0.0082**	<0.0050	<0.0050	<0.0050	<0.0050	<0.0050
SB00255	4/19/2016	<0.050	<0.0050	<0.010	<0.0050	<0.0050	<0.0050	<0.0050	<0.0050	**0.0046**	<0.0050	<0.0050	<0.0050	<0.0050	<0.0050

Notes: All concentrations are presented in milligrams per kilogram (mg/kg).
Detections are shown in **bold**.
<0.050 = not detected at or above the indicated laboratory reporting limit.
The cleanup goal (0.5 - 5 feet below ground surface) for xylenes (o-xylene + m,p-xylenes) = 3.77 mg/kg.
The cleanup goal (> 5 feet below ground surface) for xylenes (o-xylene + m,p-xylenes) = 2.76 mg/kg.
Volatile Organic Compounds Identification by EPA Method 8260B/5035.
GRO by EPA Method 8260B/5035.

TABLE 2
TANK BASIN 80004- PRE- AND POST-USE SAMPLE ANALYTICAL RESULTS - VOLATILE ORGANIC COMPOUNDS
Defense Fuel Support Point Norwalk
15306 Norwalk Boulevard, Norwalk, California

Sample ID	Date Sampled	Trichloroethylene (TCE) (mg/kg)	Trichlorofluoromethane (R11) (mg/kg)	1,2,3-Trichloropropane (mg/kg)	1,2,4-Trimethylbenzene (mg/kg)	1,3,5-Trimethylbenzene (mg/kg)	Vinyl chloride (mg/kg)	o-Xylene (mg/kg)	m,p-Xylenes (mg/kg)	Gasoline Range Organics (GRO) (mg/kg)	Lab Report Number
80004-M (E)											
SB00156	7/7/2015	<0.0050	<0.0050	<0.0050	<0.0050	<0.0050	<0.0050	<0.0020	<0.0020	<0.50	A5331400
SB00157	7/7/2015	<0.0050	<0.0050	<0.0050	<0.0050	<0.0050	<0.0050	<0.0020	<0.0020	<0.50	A5331400
SB00239	4/19/2016	<0.0050	<0.0050	<0.0050	<0.0050	<0.0050	<0.0050	<0.0020	<0.0020	<0.50	A5331756
SB00241	4/19/2016	<0.0050	<0.0050	<0.0050	<0.0050	<0.0050	<0.0050	<0.0020	**0.0044**	<0.50	A5331756
SB00243	4/19/2016	<0.0050	<0.0050	<0.0050	<0.0050	<0.0050	<0.0050	<0.0020	**0.0022**	<0.50	A5331756
80004-I (F)											
SB00160	7/7/2015	<0.0050	<0.0050	<0.0050	<0.0050	<0.0050	<0.0050	<0.0020	<0.0020	<0.50	A5331400
SB00161	7/7/2015	<0.0050	<0.0050	<0.0050	<0.0050	<0.0050	<0.0050	<0.0020	<0.0020	<0.50	A5331400
SB00245	4/19/2016	<0.0050	<0.0050	<0.0050	<0.0050	<0.0050	<0.0050	<0.0020	<0.0020	<0.50	A5331756
SB00247	4/19/2016	<0.0050	<0.0050	<0.0050	<0.0050	<0.0050	<0.0050	<0.0020	<0.0020	<0.50	A5331756
SB00249	4/19/2016	<0.0050	<0.0050	<0.0050	<0.0050	<0.0050	<0.0050	<0.0020	<0.0020	<0.50	A5331756
80004-H (G)											
SB00164	7/10/2015	<0.0050	<0.0050	<0.0050	<0.0050	<0.0050	<0.0050	<0.0020	<0.0020	<0.50	A5331411
SB00165	7/10/2015	<0.0050	<0.0050	<0.0050	<0.0050	<0.0050	<0.0050	<0.0020	<0.0020	<0.50	A5331411
SB00251	4/19/2016	<0.0050	<0.0050	<0.0050	<0.0050	<0.0050	<0.0050	<0.0020	<0.0020	<0.50	A5331756
SB00253	4/19/2016	<0.0050	<0.0050	<0.0050	<0.0050	<0.0050	<0.0050	<0.0020	<0.0020	<0.50	A5331756
SB00255	4/19/2016	<0.0050	<0.0050	<0.0050	<0.0050	<0.0050	<0.0050	<0.0020	<0.0020	<0.50	A5331756

APPENDIX A

LNAPL TRANSMISSIVITY TEST SUMMARY AND RESULTS FOR TF-18, DECEMBER 29, 2015, INFRASUR

Environment &
Infrastructure

Transmitted by Email

To: Paul Parmentier, CHG (SGI)
From: Jim Studer
Date: January 11, 2016
Subject: LNAPL Source Characterization and LNAPL Recoverability in TF-18 Area, Defense Fuel Support Point (DFSP) Norwalk Facility

The Source Group Inc. (SGI), with regulatory oversight by Los Angeles Regional Water Quality Control Board, is assessing the nature and extent of petroleum hydrocarbon (PHC) light non-aqueous phase liquid (LNAPL) beneath the former tank farm area of the subject facility (**Figure 1**), as well as the general risk to future users of the property after ownership has transferred to the City of Norwalk and to private interests. Efforts are underway to accelerate LNAPL recovery using existing well TF-18 (Figure 1) and newly installed and planned LNAPL recovery wells around TF-18, in an area pre-defined by SGI (**Figure 2**) and referred to herein as the "TF-18 Area".

Figure 1. DFS Norwalk – former bulk storage area. The red dots refer to CPT-UVOST profiling locations. Blue shade refers to soil excavations (base modified from SGI, 2015).

The TF-18 Area, located between former above grade PHC fuel storage tanks 80008 and 55004, is considered an area of special interest due to the expected transfer of ownership of much of the area to the City of Norwalk and the apparent presence of significant LNAPL below approximately 30 feet-below grade (ft-bg). The dimensions of the area approximate a northwest-southeast oriented rectangle with length of 150 feet and width of 75 feet.

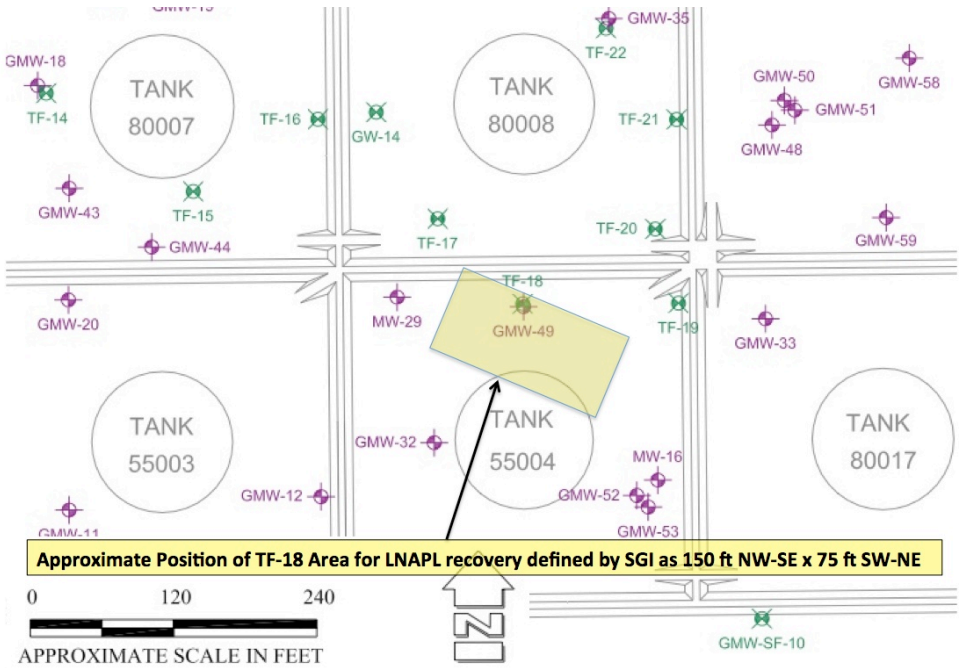

Figure 2. The TF-18 Area, position approximated (base modified from SGI, 2014).

To assist in this endeavor, SGI has requested that InfraSUR LLC (InfraSUR) develop a prediction of PHC LNAPL recoverability in the TF-18 Area. SGI is also seeking recommendations on recovery well spacing and data collection activities to support LNAPL recovery. This memorandum presents the approach developed by InfraSUR to predict LNAPL recoverability in the TF-18 area, predictions, as well as a limited set of recommendations.

General Approach

InfraSUR reviewed existing information on the former tank farm area to include site plans, soil boring logs, well completion reports, CPT-UVOST profiles, and specific information for TF-18 including campaign based LNAPL recovery data, LNAPL sample characterization data, and LNAPL transmissivity estimates (T_n). Based on the review InfraSUR developed the following estimation-prediction process:

- Place the TF-18 Area within the context of an apparent LNAPL source zone of dimensions significantly larger than 150 feet by 75 feet. The LNAPL within the

TF-18 Area seems to be part of a much larger LNAPL source zone and recovery performance may be significantly influenced by LNAPL present (or absence) outside the immediate area of TF-18 and other recovery wells.

- Isolate attention to the depth interval 29 to 40 feet below grade (ft-bg). At certain locations of historical investigation, LNAPL appears present in the subsurface at depths less than 29 ft-bg but may not contribute to LNAPL recovery within the indicated range. Furthermore, some percentage of LNAPL present above 29 ft-bg has already been removed through excavation activities by SGI.
- Estimate the total volume of LNAPL within the source zone by leveraging the CPT-UVOST data to infer two important LNAPL source zone characteristics: LNAPL layer thickness and LNAPL pore saturation. The interval of LNAPL occurrence and the apparent saturation level at UV-CPT-1 were inferred by recorded signal response. More specifically, the upper and lower boundaries of the apparent LNAPL layer were inferred through interpretation of the general signal response relative to background. The apparent relative saturation within the indicated LNAPL layer was then inferred by interpretation of the relative signal intensity at specific depths to obtain a representative signal intensity value for the entire layer. The process using UV-CPT-1 is illustrated with the help of **Figures 3 and 4**. The indicator values for UV-CPT-1 were then assigned as the local "reference" for normalization of indicator values subsequently derived for the other CPT-UVOST locations.

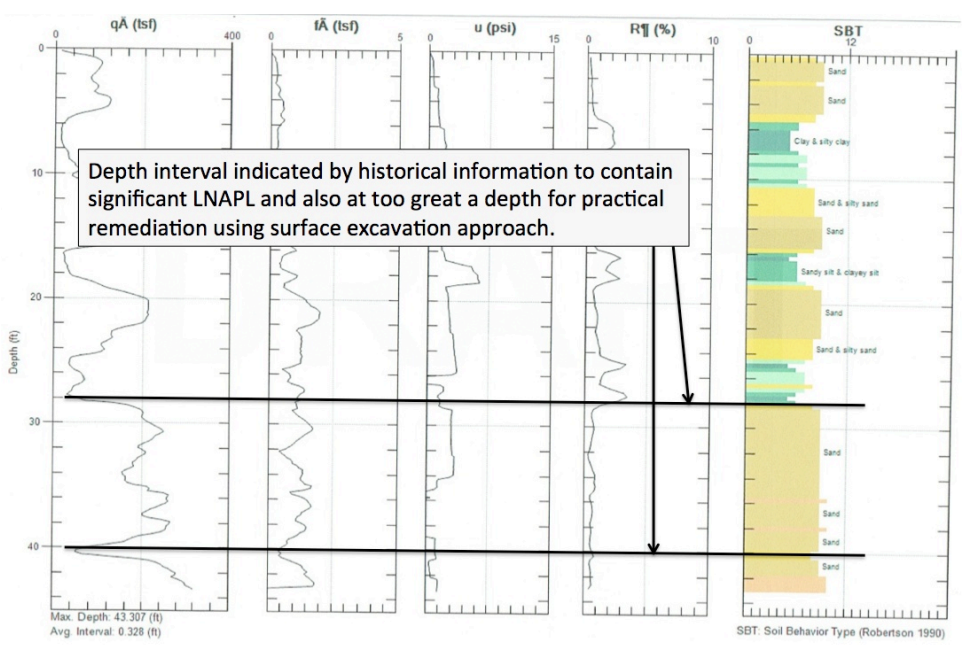

Figure 3. The CPT profile for UV-CPT-1 location to 44 feet below grade (prepared by Gregg for SGI, 2015).

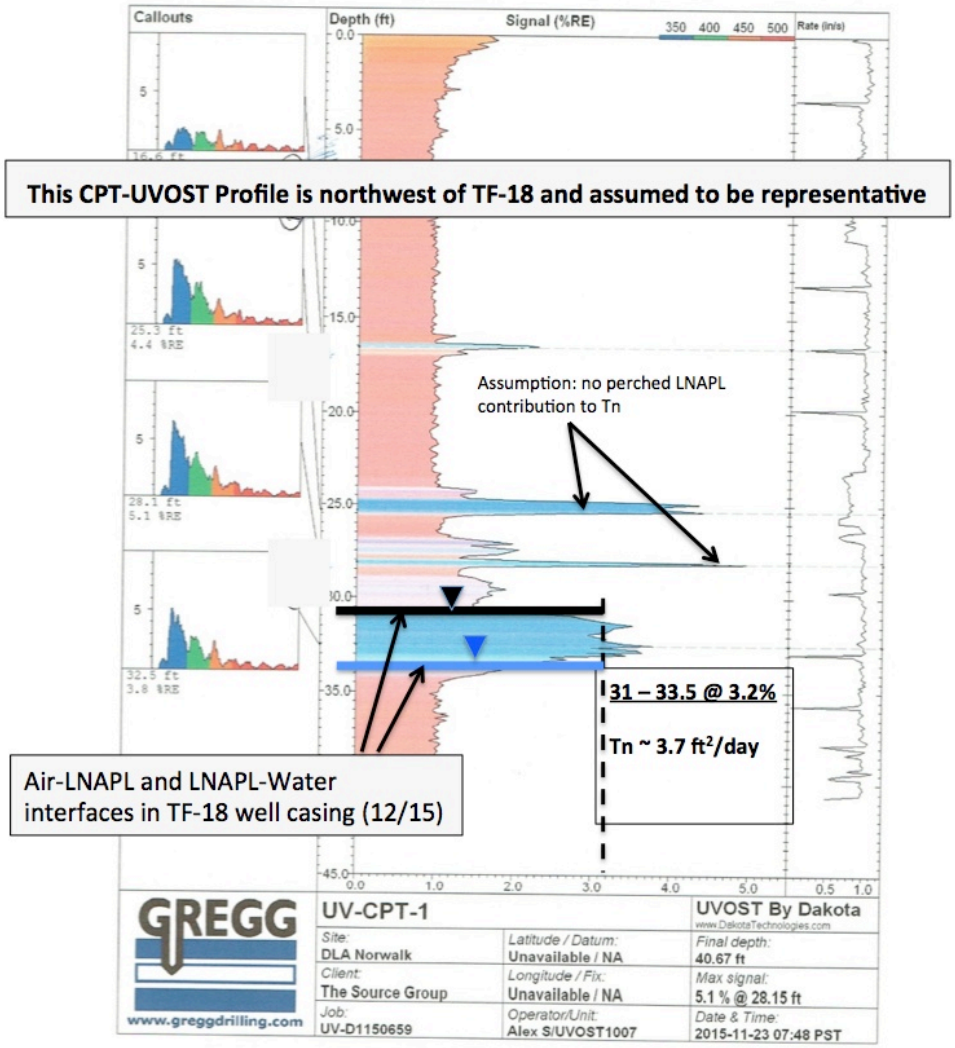

Figure 4. UV-CPT-1 profiling log with interpretive assumptions on vertical thickness of LNAPL impacted sediment and general LNAPL saturation (modified from Gregg, 2015).

- Assign specific sub-areas to each CPT-UVOST location, then apply the normalized indicator values to estimate total LNAPL volume within the larger LNAPL source area. Similarly, estimate total LNAPL volume within the TF-18 Area.
- Leverage the normalized indicator values to calculate estimates of T_n for each CPT-UVOST location, assuming a recovery well similar to TF-18 is located at each profiling location.
- Estimate future LNAPL recovery performance at each location (and consequently within each sub-area). In the absence of empirical data, use a combined theoretical-empirical relationship developed by BP that relies on the concept of T_n as applied to several LNAPL recovery approaches. Compare indicated LNAPL performance to limited documentation of performance at TF-18.

Results

The upper and lower boundaries of the apparent LNAPL interval or layer (31 to 33.5 ft-bg) at UV-CPT-1 (closest to TF-18) as well as the representative signal intensity of 3.2 percent across that interval are shown in Figure 4. This figure also highlights the interestingly close correlation between upper and lower LNAPL layer and recently documented fluid interfaces. The TF-18 indicator values are assigned the role of local reference for calculating the normalized values for the other profiling locations (**Table 1**).

Table 1. Characteristics of LNAPL-Impacted Intervals from 29 to 40 Feet Below Grade. Interpreted from UV-CPT Profiles with Normalization to UV-CPT-1

UVOST ID	Effective Signal Interval		Lithology	Effective UVOST	LNAPL Layer	Normalized	Normalized
	Upper	Lower	Fine/Coarse	Intensity, %	Thickness, ft	Layer Thickness	Intensity (NI)
UV-CPT-1	31	33.5	Coarse	3.2	2.5	**1**	1.0
UV-CPT-2	32.5	34	Coarse	4.0	1.5	0.6	**1.3**
UV-CPT-3	32	33.5	Coarse	3.5	1.5	0.6	1.1
UV-CPT-4	32.5	34	Coarse	4.0	1.5	0.6	**1.3**
UV-CPT-5	31	32	Coarse	2.0	1.0	0.4	0.6
UV-CPT-6	33	36.5	Coarse	8.0	3.5	**1.4**	**2.5**
UV-CPT-10	32.5	34	Coarse	7.0	1.5	0.6	**2.2**
UV-CPT-14	33	36	Coarse	6.0	3.0	**1.2**	**1.9**
UV-CPT-17	32.5	33.5	Coarse	12.5	1.0	0.4	**3.9**
UV-CPT-23	35.5	37	Coarse	8.5	1.5	0.6	**2.7**
UV-10	31.5	33	Coarse	16.0	1.5	0.6	**5.0**
UV-14	29.5	33	Coarse	20.0	3.5	**1.4**	**6.3**

The data summarized in columns 2 – 6 of Table 1 were used to delimit the LNAPL source zone, including the TF-18 Area, and this is illustrated in **Figure 5**.

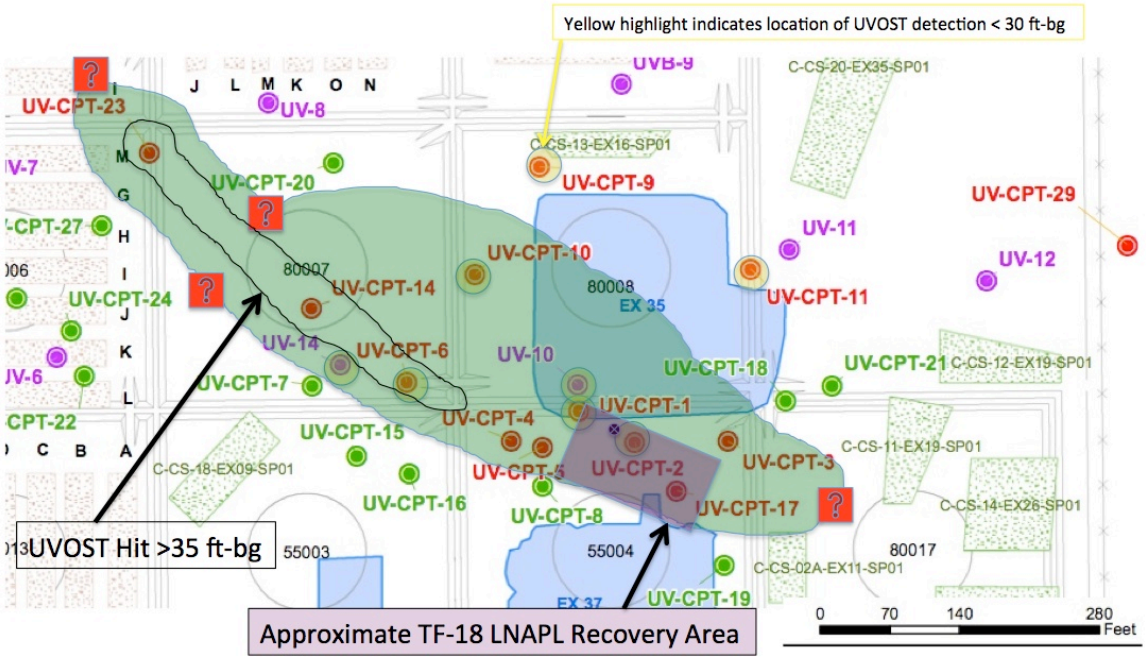

Figure 5. Plan view showing LNAPL source area from 29 to 35 feet (or more) depth from grade and the TF-18 Area (base modified from SGI, 2015).

Figure 6 is similar to Figure 5 and illustrates the LNAPL source zone with imposed normalized metrics (LNAPL layer thickness and signal intensity). Additionally, the possible core of the LNAPL source zone is delimited.

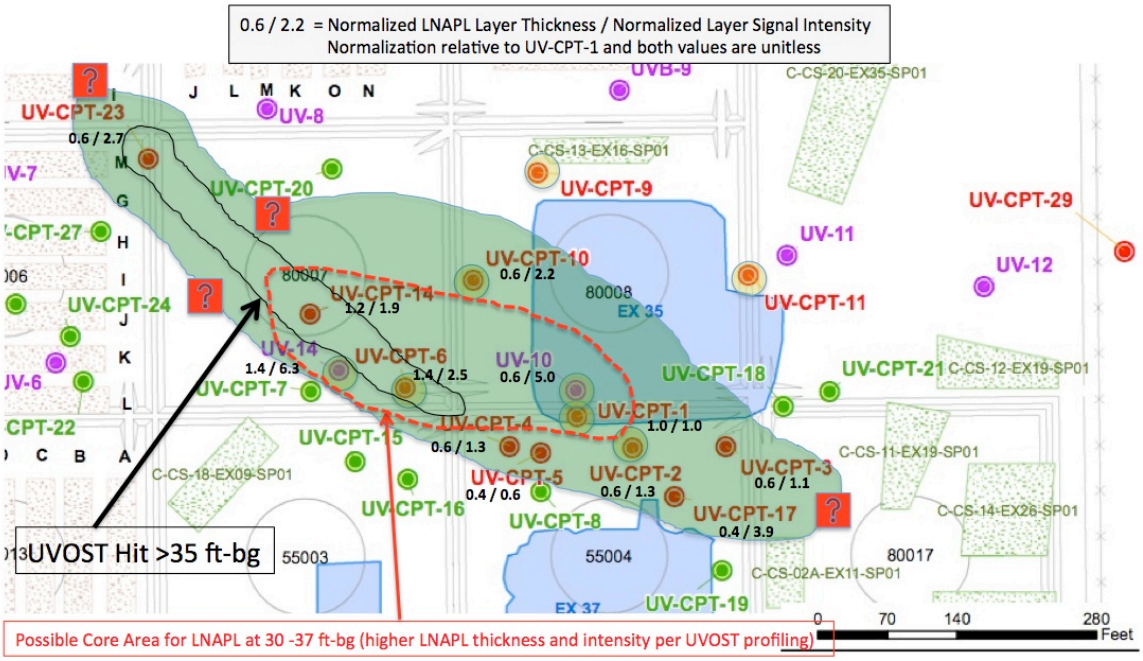

Figure 6. Illustration of interpreted LNAPL source zone with normalized LNAPL layer and signal intensity values and possible core of LNAPL plume based on these indicators (base modified from SGI, 2015).

The possible core of the LNAPL source zone is indicated by the combination of higher than average LNAPL layer thickness and signal intensity. Similar to the apparent narrow zone of deeper LNAPL occurrence (delimited by the thin black line in Figures 5 and 6), the possible core is indicated to be present beneath the location of former tank 80007. This observation suggests that former tank 80007 may have been a principal source of LNAPL now being observed in the general area of the former tank farm. The orientation of the general LNAPL plume (green shade), narrow zone of deeper LNAPL penetration (black outline), and the possible core of the LNAPL plume (red dash line) is each northwest to southeast suggesting that the PHC fuel once released from tank 80007 penetrated to depth and then spread laterally to the northwest and the southeast with potentially more spreading to the east and southeast. The direction groundwater flow (to the west and northwest) would have had little bearing on early-phase LNAPL migration. Subsurface stratigraphy related to paleo-fluvial or alluvial processes may contribute to the apparent spatial distribution. Note that while UV-CPT-1 (and by extension well TF-18) is indicated to be present near the periphery of the LNAPL plume core, the TF-18 Area as a whole is generally outside of the interpreted core. Furthermore, it is noted that little or no LNAPL is indicated to be present along the entire south boundary of the TF-18 Area.

Estimates of LNAPL volume within the LNAPL source zone and TF-18 Area were prepared using the following assumptions:

- The LNAPL source zone in which TF-18 Area is located has maximum dimensions of 870 feet x 240 feet but is highly irregular in shape. The surface area is estimated by a long rectangle with area of 87,000 ft^2 and a triangle with an area of 49,000 ft^2 for a total of 136,000 ft^2 (a little over three acres).
- The surface area of TF-18 Area is 150 feet x 75 feet or 11,250 ft^2 (a little over one-quarter acre).
- The total porosity of the sandy sediment at 29 – 40 ft-bg is constant across the entire LNAPL source zone (30 percent).
- The LNAPL layer thickness and LNAPL pore saturation are defined by the indicator values summarized in Table 1. For the purposes of this initial estimation process, the information value of each profile location is assumed to be equal and a uniform weighting is assigned. Thus, each profile location within the limits of the interpreted LNAPL source zone represents the same volume of the LNAPL source zone.
- The early LNAPL recovery response at TF-18 is taken to correlate to an average LNAPL pore saturation across the LNAPL layer of 35 percent. The average pore saturation at other locations is derived by adjusting the TF-18 value up or down based on normalized signal intensity. The average LNAPL saturation indicated through the adjustment process was limited to a maximum of 90 percent.
- LNAPL is likely migrating in discrete zones of much higher saturation compared to the average within the overall "smear zone" or interval indicated by UVOST and monitoring wells to hold LNAPL.

The estimated total LNAPL within twelve sub-areas of equal area and the interpreted LNAPL source zone is shown in **Table 2**.

Table 2. Summary of LNAPL Volume Estimates

UVOST ID	LNAPL Volume Gal
UV-CPT-1	22,253
UV-CPT-2	16,785
UV-CPT-3	14,496
UV-CPT-4	16,785
UV-CPT-5	5,595
UV-CPT-6	78,331
UV-CPT-10	29,374
UV-CPT-14	50,355
UV-CPT-17	22,889
UV-CPT-23	34,333
UV-10	34,333
UV-14	80,111
Sum	405,640

The source zone wide volume is 406,000 gallons and the range in volume by profiling location is 5,600 gallons (associated with UV-CPT-5) to 80,100 gallons (associated with UV-14). As a general statement, UV-CPT-5 representative area is located immediately west of TF-18 Area.

The LNAPL volume within TF-18 Area was estimated by summing one-third of the LNAPL volume values indicated for UV-CPT-1, UV-CPT-2, and UV-CPT-17. The estimated total LNAPL volume in TF-18 is 20,600 gallons.

InfraSUR expects significant error to be associated with these LNAPL volume estimates. Some of the sources of error include: 1) the total porosity likely various at any point from 20 to 40 percent or more, 2) the surface area (for the LNAPL source zone specifically), and 3) the CPT-UVOST profile locations are unevenly distributed within the LNAPL source zone and they are not evenly representative. A particularly important probable source of error is the estimates of LNAPL pore saturation. There is little site-specific information to base these estimates so a relative scale based on one point of reference (TF-18) was applied. The assumption that average pore saturation at TF-18 is 50 percent is essentially arbitrary. We know that there must be significant pore saturation somewhere within the LNAPL layer but there could be significant error. InfraSUR did reduce the general magnitude of LNAPL saturation expectations from 80 percent to 50 percent after reviewing a USEPA cost and performance report based on LNAPL recovery work conducted over a period of years at a large former refinery (Cost and Performance Report for LNAPL Characterization and Remediation, EPA 542-R-05-016. March 2005). That study was conducted some years after the author led LNAPL recovery operations that were partially responsible for recovery of 2,000,000 gallons of LNAPL out of potentially 4,000,000 gallons in ground (mostly sandy sediment). That study documents average LNAPL saturation levels in intervals of LNAPL occurrence that are generally less than 38 percent - significantly lower than one might expect given the magnitude of LNAPL and recovery achieved up to the reporting period. Thus, while InfraSUR has selected 35 percent to correlate to TF-18 conditions it is possible that the average saturation could be significantly less. The reality is that LNAPL is likely migrating in discrete zones within the larger "smear zone" or interval indicated by UVOST (and monitoring wells) to contain LNAPL.

With the TF-18 Area better understood within the context of the larger LNAPL plume area, and LNAPL volume estimates completed, InfraSUR proceeded to predict LNAPL recovery from TF-18 and other nearby recovery wells. Only initial recovery was predicted and the T_n concept was used for this purpose. The T_n value for TF-18 was previously estimated at approximately 3.7 ft^2/day (InfraSUR memo to SGI dated November 29, 2015). An estimated T_n value for each of the other CPT-UVOST profiling locations was calculated by assuming the presence of a recovery well of similar characteristics to TF-18 and adjusting the TF-18 T_n value of 3.7 ft2/day by the profile location specific normalized LNAPL layer thickness and natural log of normalized signal intensity. The results are summarized in **Table 3**.

Table 3. LNAPL Transmissivity (T_n) Estimates for All CPT-UVOST Locations Assuming Recovery Well Equivalent to TF-18 Exists at Each Location

UVOST ID	Effective Signal Interval Upper	Lower	Lithology Fine/Coarse	Effective UVOST Intensity, %	LNAPL Layer Thickness, ft	Normalized Layer Thickness (NT)	Normalized Intensity (NI)	Natural Log NI	NT Adjusted Tn (Ft2/Day)	NT and NI Adjusted Tn (Ft2/Day)
UV-CPT-1	31	33.5	Coarse	3.2	2.5	**1**	1.0	0.0	3.7	**3.7**
UV-CPT-2	32.5	34	Coarse	4.0	1.5	0.6	**1.3**	0.2	2.2	**2.4**
UV-CPT-3	32	33.5	Coarse	3.5	1.5	0.6	1.1	0.1	2.2	**2.3**
UV-CPT-4	32.5	34	Coarse	4.0	1.5	0.6	**1.3**	0.2	2.2	**2.4**
UV-CPT-5	31	32	Coarse	2.0	1.0	0.4	0.6	-0.5	1.5	**1.0**
UV-CPT-6	33	36.5	Coarse	8.0	3.5	**1.4**	**2.5**	0.9	5.2	**6.1**
UV-CPT-10	32.5	34	Coarse	7.0	1.5	0.6	**2.2**	0.8	2.2	**3.0**
UV-CPT-14	33	36	Coarse	6.0	3.0	**1.2**	**1.9**	0.6	4.4	**5.1**
UV-CPT-17	32.5	33.5	Coarse	12.5	1.0	0.4	**3.9**	1.4	1.5	**2.8**
UV-CPT-23	35.5	37	Coarse	8.5	1.5	0.6	**2.7**	1.0	2.2	**3.2**
UV-10	31.5	33	Coarse	16.0	1.5	0.6	**5.0**	1.6	2.2	**3.8**
UV-14	29.5	33	Coarse	20.0	3.5	**1.4**	**6.3**	1.8	5.2	**7.0**

With estimated T_n values for each location, and assumptions on LNAPL recovery process (skimming) and initial drawdown (0.5 feet) the early stage LNAPL recovery was predicted for TF-18 and other locations around the LNAPL source zone. InfraSUR used a combined theoretical-empirical estimation tool developed by BP for this purpose (**Figure 7**). The predicted early stage production rate for TF-18 is approximately 15 gallons per day (gpd) or 5,500 gallons per year (gpy).

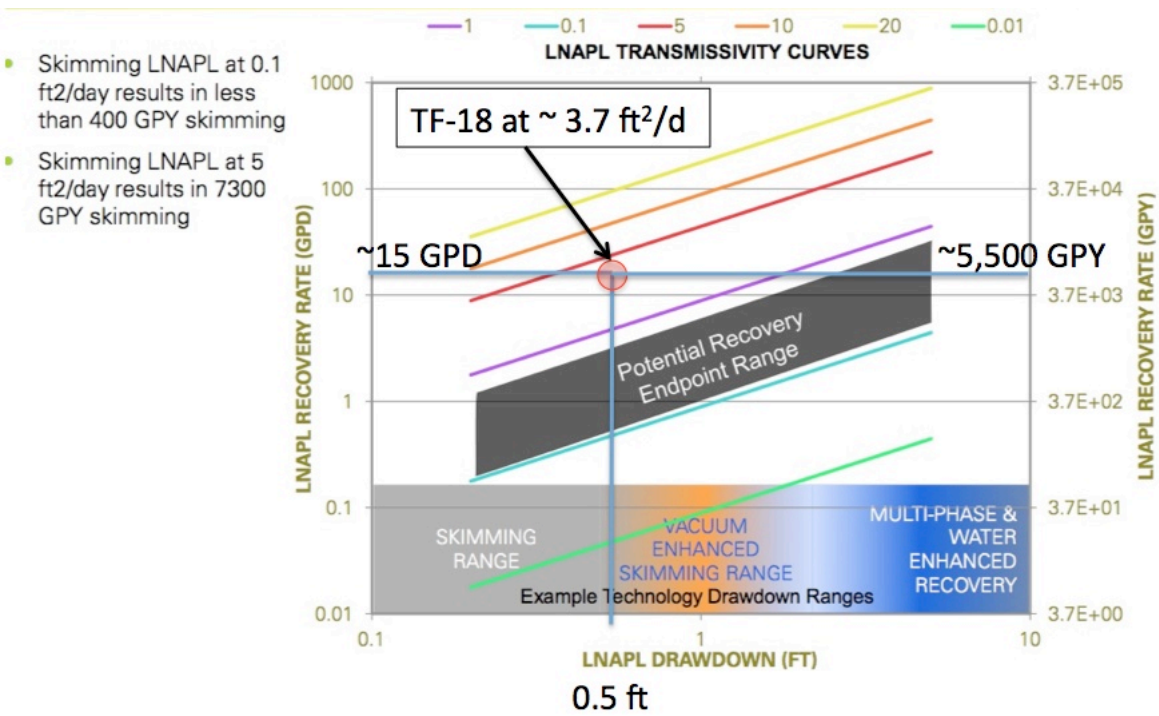

Figure 7. Use of T_n to estimate LNAPL recoverability (modified from presentation by Andrew Kirkman of BP titled "LNAPL Transmissivity Application and Estimation")

The predicted early stage rates for the other locations range from a low of approximately 5 gpd or 1825 gpy (for T_n of 1.0 ft^2/day at UV-CPT-5) to a high of approximately 50 gpd or 18,250 gpy (for T_n of 7.0 ft^2/day at UV-14). The near term performance eventually experienced is expected to vary significantly from these predictions for various reasons.

The inherent unreliability of the T_n metric (as documented in the BP document referenced previously) encompasses several of those reasons.

The long term LNAPL recovery must decline from early stage rates because there is a finite volume of LNAPL around the recovery wells. Decline in performance will likely not be linear but should accelerate with increasing cumulative recovery. A rough estimate of the minimum time to recover 50 percent of the estimated total volume of 20,600 gallons in the TF-18 Area is calculated as follows:

$$20{,}600 \text{ gal} / 2 = 10{,}300 \text{ gal}$$

For a simple average T_n value of 3.0 for the area, use of Figure 7 gives a short term production estimate of approximately 10 gpd and if this rate is assumed to hold for the duration of recovery then:

$$10{,}300 \text{ gal} / 10 \text{ gpd} = 1030 \text{ days or } 2.8 \text{ years}$$

It is not likely that LNAPL skimming alone can recover 50 percent of the LNAPL that is present and it is not likely that the short term production rate of 10 gpd would sustain but rather would fall off substantially over the first year of continuous production.

Existing and future observations of LNAPL recovery from TF-18 combined with the information and predictions presented herein and other information suggested in the following Recommendations section will represent valuable information for optimizing LNAPL recovery in and around the TF-18 Area. Obtaining empirical data on factors that directly influence LNAPL recovery at a specific recovery well will be helpful. Seven of the more important factors are:

- the volume of LNAPL present within a few feet around the recovery location and secondarily the volume within 50 to 100 feet of the recovery well,
- the thickness of smear zone and spread of the statistical distribution defining LNAPL saturation at any one pore or depth increment within the smear zone (lower relative recovery can be expected for wider spread if the average saturation value is relatively low),
- the sediment type comprising the smear zone and its water transmissivity,
- the LNAPL composition and degree of weathering,
- well construction details (position of filter pack and screen relative to smear zone, degree of development, filter pack and slot size compatibility with formation, borehole and well casing diameters),
- form of LNAPL recovery (LNAPL skimming, groundwater depression assisted, vacuum-enhanced, etc.) and level of effort assigned to adjusting operational details to achieve near-optimal recovery within the limits of the technology,
- and details of LNAPL recovery at adjacent locations.

The first three factors listed above have been partially addressed herein. With respect to the fourth, historical sampling and characterization of LNAPL from TF-18 indicates the PHC LNAPL is derived from JP-4 or some combination of jet fuel products. Weathering does not appear to be particularly high. Characteristics that influence flow behavior through porous media (i.e., density, viscosity, and surface tension) are likely similar to the fresh product. This information, however, does not address spatial variability of LNAPL characteristics across the TF-18 Area or the larger source zone. There is some evidence of widespread uniformity of LNAPL characteristics. The LNAPL at TF-18 appears to be similar to LNAPL retrieved from well GW-15 located approximately 500 feet to the northeast. However, the current interpretation of the LNAPL source zone in which TF-18 resides suggests that any similarity between LNAPL at GW-15 and TF-18 is coincidental to the fact that numerous jet fuel releases have occurred across the facility. Caution is in order in assigning significance to the GW-15 and TF-18 comparison. Without further evidence it would seem prudent to expect significant variation of composition and porous media flow behavior within the TF-18 Area, and even more variation within the larger LNAPL source zone.

Recommendations

Following is a limited list of recommendations for LNAPL recovery in TF-18 area based on the analysis presented above.

- LNAPL recovery at any specific recovery well location will be influenced by at least seven factors, previously listed and most of which exhibit significant spatial or temporal variability. SGI should continue to invest in designing and executing field tests to gather empirical data on initial recovery rate, radius of effect, and the recovery decline curve and relate that data to the seven factors. Because of the extreme site-specific and multi-factor nature of LNAPL recovery, theoretical approaches and insights from experiences at other LNAPL recovery sites should be reserved to assist in reasonableness checking.
- Some empirical data are already available for the first four factors listed previously (boring logs, gauging data, CPT-UVOST profiles, LNAPL sample characterization test). One of the more important data collection activities that SGI could pursue at this time is the validation of the information value of the UVOST and CPT profiles. This could be accomplished by conducting continuous coring adjacent to one or more important profiling locations and selecting core within the depth interval indicated adjacent UVOST profile to contain LNAPL. API RP40 type analysis would be conducted on that core sample. Conducting this type of validation at one location may not be sufficient due to the several factors that influence UVOST results. However, the outcome may direct changes in LNAPL saturation assumptions that could change the volume estimates and recovery predictions by up to an order of magnitude.
- During start-up of LNAPL skimming operations with the additional recovery wells installed around TF-18, InfraSUR recommends conducting a test wherein LNAPL is constantly extracted from TF-18 without groundwater production. An LNAPL drawdown between 0.5 feet and 1.5 feet is a reasonable objective if the

accumulated LNAPL layer remains at approximately three feet in thickness. The duration of monitoring should be continued until measurable drawdown is observed in accumulated LNAPL layers in at least two of the new recovery wells. The outcome may represent the first hard evidence of site-specific radii of influence due to LNAPL only recovery. Theoretical approaches could then be used to assess reasonableness and extend the results to other locations. Because it is possible that such a level of LNAPL recovery may not be sufficient to induce drawdown in a timely fashion at nearby wells, the use of pressure transducers is recommended. Pressure transducers and data loggers can improve the reliability of monitoring and reduce false positive and false negative rates.

- In parallel with the start up and early operation of LNAPL recovery efforts, SGI should develop specific goals and objectives with measurable metrics for directing LNAPL recovery efforts including expansion of efforts and termination of efforts. In our opinion, the T_n parameter is not up to the task as the principal metric to rely upon for two reasons: 1) there are too many factors that influence LNAPL recovery and the T_n metric does not appear to represent that complexity in a reliable way, and 2) T_n metric is inherently limited to early recovery stages where LNAPL saturation is greater than residual. Total reliance on the T_n metric based LNAPL recovery paradigm artificially limits conceptualization of what is possible/practical and the range of remedial options available to SGI's client that, under favorable conditions, can result in most of the LNAPL being removed in a relatively short period. Example remedial options that can significantly enhance LNAPL recovery are chemical and thermal flushing approaches. These approaches are not applicable if recovery operations are limited to LNAPL skimming, for whatever reason. More extensive hydraulic manipulation is required.

APPENDIX B

LNAPL SOURCE CHARACTERIZATION AND LNAPL RECOVERABILITY IN TF-18 AREA,

JANUARY 11, 2016, INFRASUR

Environment &
Infrastructure

Transmitted by Email

To: Paul Parmentier, CHG (SGI)
From: Jim Studer
Date: January 11, 2016
Subject: LNAPL Source Characterization and LNAPL Recoverability in TF-18 Area, Defense Fuel Support Point (DFSP) Norwalk Facility

The Source Group Inc. (SGI), with regulatory oversight by Los Angeles Regional Water Quality Control Board, is assessing the nature and extent of petroleum hydrocarbon (PHC) light non-aqueous phase liquid (LNAPL) beneath the former tank farm area of the subject facility (**Figure 1**), as well as the general risk to future users of the property after ownership has transferred to the City of Norwalk and to private interests. Efforts are underway to accelerate LNAPL recovery using existing well TF-18 (Figure 1) and newly installed and planned LNAPL recovery wells around TF-18, in an area pre-defined by SGI (**Figure 2**) and referred to herein as the "TF-18 Area".

Figure 1. DFS Norwalk – former bulk storage area. The red dots refer to CPT-UVOST profiling locations. Blue shade refers to soil excavations (base modified from SGI, 2015).

The TF-18 Area, located between former above grade PHC fuel storage tanks 80008 and 55004, is considered an area of special interest due to the expected transfer of ownership of much of the area to the City of Norwalk and the apparent presence of significant LNAPL below approximately 30 feet-below grade (ft-bg). The dimensions of the area approximate a northwest-southeast oriented rectangle with length of 150 feet and width of 75 feet.

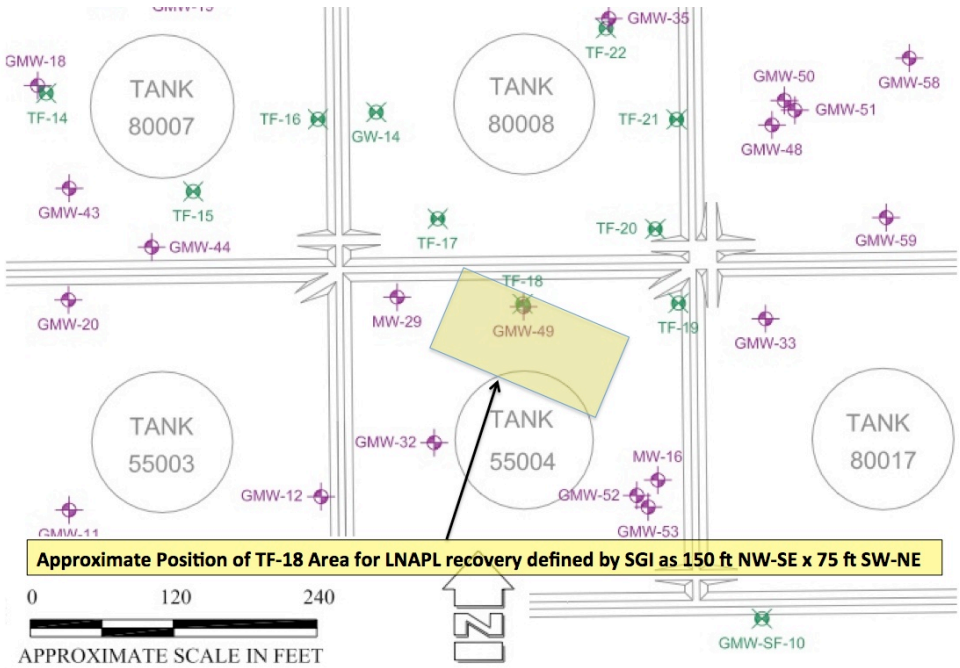

Figure 2. The TF-18 Area, position approximated (base modified from SGI, 2014).

To assist in this endeavor, SGI has requested that InfraSUR LLC (InfraSUR) develop a prediction of PHC LNAPL recoverability in the TF-18 Area. SGI is also seeking recommendations on recovery well spacing and data collection activities to support LNAPL recovery. This memorandum presents the approach developed by InfraSUR to predict LNAPL recoverability in the TF-18 area, predictions, as well as a limited set of recommendations.

General Approach

InfraSUR reviewed existing information on the former tank farm area to include site plans, soil boring logs, well completion reports, CPT-UVOST profiles, and specific information for TF-18 including campaign based LNAPL recovery data, LNAPL sample characterization data, and LNAPL transmissivity estimates (T_n). Based on the review InfraSUR developed the following estimation-prediction process:

- Place the TF-18 Area within the context of an apparent LNAPL source zone of dimensions significantly larger than 150 feet by 75 feet. The LNAPL within the

TF-18 Area seems to be part of a much larger LNAPL source zone and recovery performance may be significantly influenced by LNAPL present (or absence) outside the immediate area of TF-18 and other recovery wells.

- Isolate attention to the depth interval 29 to 40 feet below grade (ft-bg). At certain locations of historical investigation, LNAPL appears present in the subsurface at depths less than 29 ft-bg but may not contribute to LNAPL recovery within the indicated range. Furthermore, some percentage of LNAPL present above 29 ft-bg has already been removed through excavation activities by SGI.
- Estimate the total volume of LNAPL within the source zone by leveraging the CPT-UVOST data to infer two important LNAPL source zone characteristics: LNAPL layer thickness and LNAPL pore saturation. The interval of LNAPL occurrence and the apparent saturation level at UV-CPT-1 were inferred by recorded signal response. More specifically, the upper and lower boundaries of the apparent LNAPL layer were inferred through interpretation of the general signal response relative to background. The apparent relative saturation within the indicated LNAPL layer was then inferred by interpretation of the relative signal intensity at specific depths to obtain a representative signal intensity value for the entire layer. The process using UV-CPT-1 is illustrated with the help of **Figures 3 and 4**. The indicator values for UV-CPT-1 were then assigned as the local "reference" for normalization of indicator values subsequently derived for the other CPT-UVOST locations.

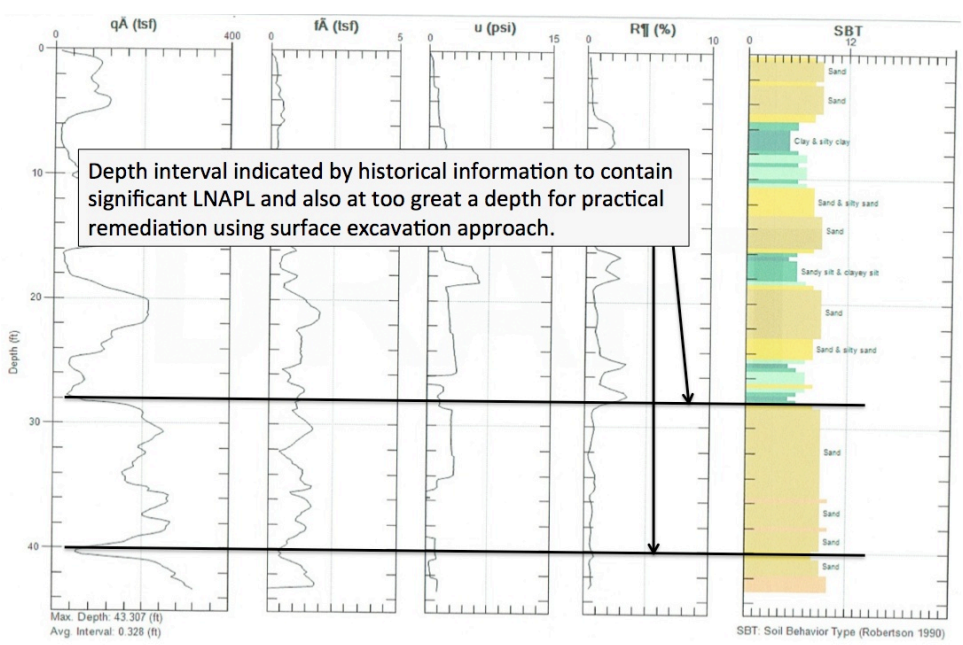

Figure 3. The CPT profile for UV-CPT-1 location to 44 feet below grade (prepared by Gregg for SGI, 2015).

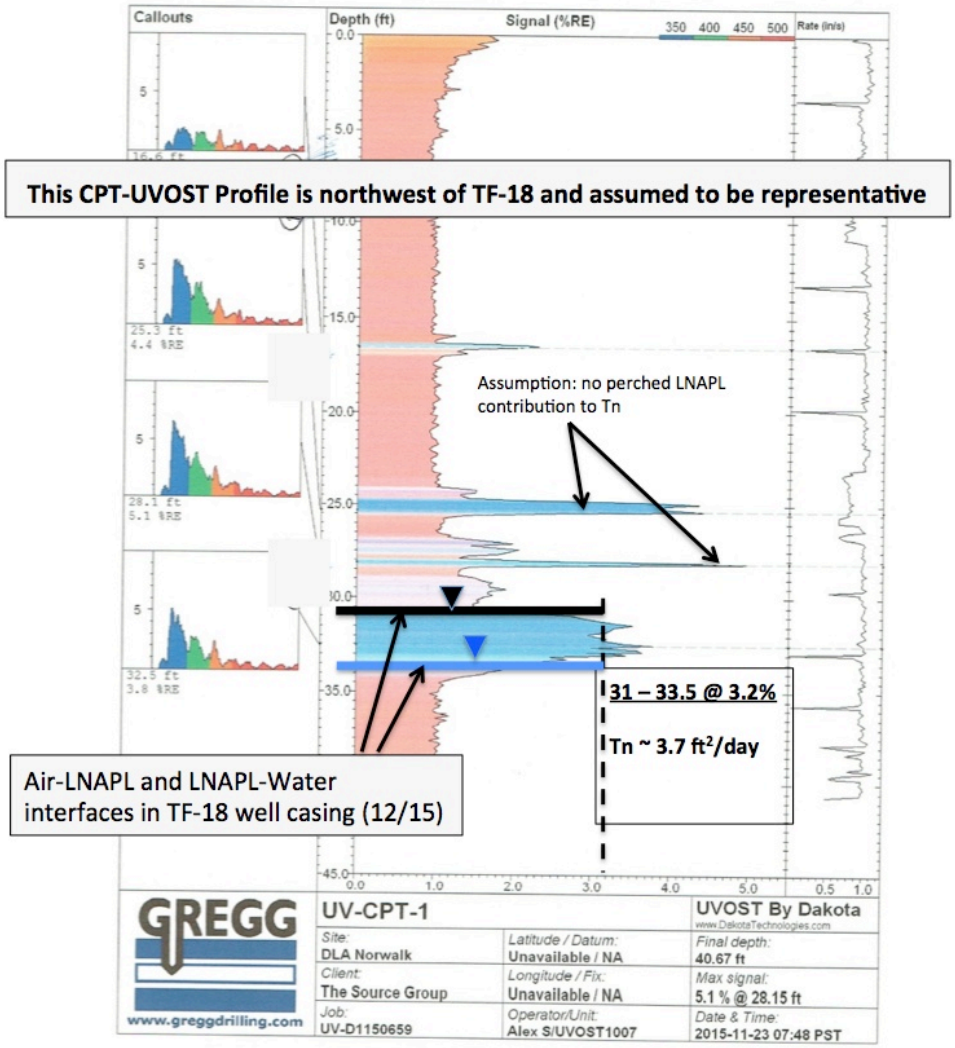

Figure 4. UV-CPT-1 profiling log with interpretive assumptions on vertical thickness of LNAPL impacted sediment and general LNAPL saturation (modified from Gregg, 2015).

- Assign specific sub-areas to each CPT-UVOST location, then apply the normalized indicator values to estimate total LNAPL volume within the larger LNAPL source area. Similarly, estimate total LNAPL volume within the TF-18 Area.
- Leverage the normalized indicator values to calculate estimates of T_n for each CPT-UVOST location, assuming a recovery well similar to TF-18 is located at each profiling location.
- Estimate future LNAPL recovery performance at each location (and consequently within each sub-area). In the absence of empirical data, use a combined theoretical-empirical relationship developed by BP that relies on the concept of T_n as applied to several LNAPL recovery approaches. Compare indicated LNAPL performance to limited documentation of performance at TF-18.

Results

The upper and lower boundaries of the apparent LNAPL interval or layer (31 to 33.5 ft-bg) at UV-CPT-1 (closest to TF-18) as well as the representative signal intensity of 3.2 percent across that interval are shown in Figure 4. This figure also highlights the interestingly close correlation between upper and lower LNAPL layer and recently documented fluid interfaces. The TF-18 indicator values are assigned the role of local reference for calculating the normalized values for the other profiling locations (**Table 1**).

Table 1. Characteristics of LNAPL-Impacted Intervals from 29 to 40 Feet Below Grade. Interpreted from UV-CPT Profiles with Normalization to UV-CPT-1

UVOST ID	Effective Signal Interval		Lithology	Effective UVOST	LNAPL Layer	Normalized	Normalized
	Upper	Lower	Fine/Coarse	Intensity, %	Thickness, ft	Layer Thickness	Intensity (NI)
UV-CPT-1	31	33.5	Coarse	3.2	2.5	**1**	1.0
UV-CPT-2	32.5	34	Coarse	4.0	1.5	0.6	**1.3**
UV-CPT-3	32	33.5	Coarse	3.5	1.5	0.6	1.1
UV-CPT-4	32.5	34	Coarse	4.0	1.5	0.6	**1.3**
UV-CPT-5	31	32	Coarse	2.0	1.0	0.4	0.6
UV-CPT-6	33	36.5	Coarse	8.0	3.5	**1.4**	**2.5**
UV-CPT-10	32.5	34	Coarse	7.0	1.5	0.6	**2.2**
UV-CPT-14	33	36	Coarse	6.0	3.0	**1.2**	**1.9**
UV-CPT-17	32.5	33.5	Coarse	12.5	1.0	0.4	**3.9**
UV-CPT-23	35.5	37	Coarse	8.5	1.5	0.6	**2.7**
UV-10	31.5	33	Coarse	16.0	1.5	0.6	**5.0**
UV-14	29.5	33	Coarse	20.0	3.5	**1.4**	**6.3**

The data summarized in columns 2 – 6 of Table 1 were used to delimit the LNAPL source zone, including the TF-18 Area, and this is illustrated in **Figure 5**.

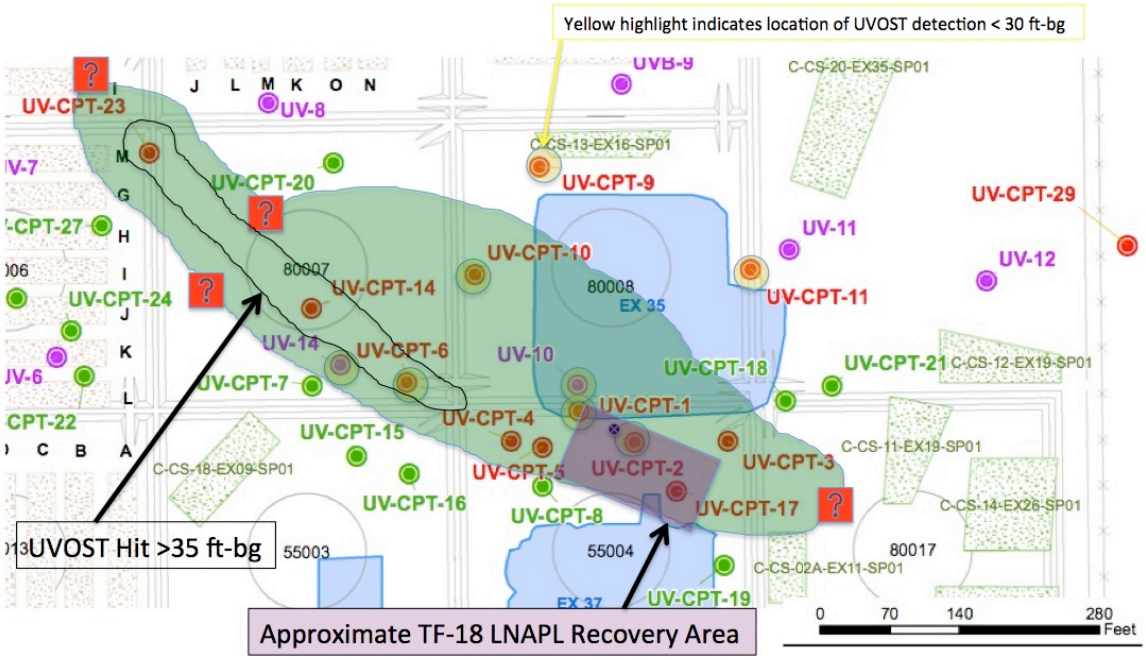

Figure 5. Plan view showing LNAPL source area from 29 to 35 feet (or more) depth from grade and the TF-18 Area (base modified from SGI, 2015).

Figure 6 is similar to Figure 5 and illustrates the LNAPL source zone with imposed normalized metrics (LNAPL layer thickness and signal intensity). Additionally, the possible core of the LNAPL source zone is delimited.

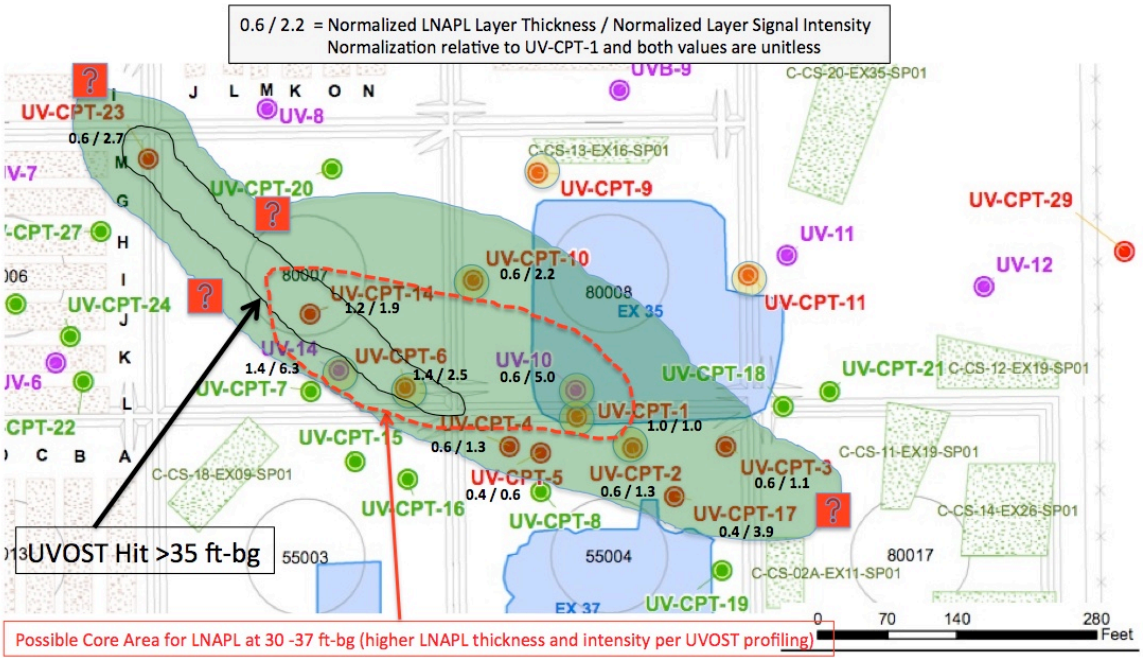

Figure 6. Illustration of interpreted LNAPL source zone with normalized LNAPL layer and signal intensity values and possible core of LNAPL plume based on these indicators (base modified from SGI, 2015).

The possible core of the LNAPL source zone is indicated by the combination of higher than average LNAPL layer thickness and signal intensity. Similar to the apparent narrow zone of deeper LNAPL occurrence (delimited by the thin black line in Figures 5 and 6), the possible core is indicated to be present beneath the location of former tank 80007. This observation suggests that former tank 80007 may have been a principal source of LNAPL now being observed in the general area of the former tank farm. The orientation of the general LNAPL plume (green shade), narrow zone of deeper LNAPL penetration (black outline), and the possible core of the LNAPL plume (red dash line) is each northwest to southeast suggesting that the PHC fuel once released from tank 80007 penetrated to depth and then spread laterally to the northwest and the southeast with potentially more spreading to the east and southeast. The direction groundwater flow (to the west and northwest) would have had little bearing on early-phase LNAPL migration. Subsurface stratigraphy related to paleo-fluvial or alluvial processes may contribute to the apparent spatial distribution. Note that while UV-CPT-1 (and by extension well TF-18) is indicated to be present near the periphery of the LNAPL plume core, the TF-18 Area as a whole is generally outside of the interpreted core. Furthermore, it is noted that little or no LNAPL is indicated to be present along the entire south boundary of the TF-18 Area.

Estimates of LNAPL volume within the LNAPL source zone and TF-18 Area were prepared using the following assumptions:

- The LNAPL source zone in which TF-18 Area is located has maximum dimensions of 870 feet x 240 feet but is highly irregular in shape. The surface area is estimated by a long rectangle with area of 87,000 ft^2 and a triangle with an area of 49,000 ft^2 for a total of 136,000 ft^2 (a little over three acres).
- The surface area of TF-18 Area is 150 feet x 75 feet or 11,250 ft^2 (a little over one-quarter acre).
- The total porosity of the sandy sediment at 29 – 40 ft-bg is constant across the entire LNAPL source zone (30 percent).
- The LNAPL layer thickness and LNAPL pore saturation are defined by the indicator values summarized in Table 1. For the purposes of this initial estimation process, the information value of each profile location is assumed to be equal and a uniform weighting is assigned. Thus, each profile location within the limits of the interpreted LNAPL source zone represents the same volume of the LNAPL source zone.
- The early LNAPL recovery response at TF-18 is taken to correlate to an average LNAPL pore saturation across the LNAPL layer of 35 percent. The average pore saturation at other locations is derived by adjusting the TF-18 value up or down based on normalized signal intensity. The average LNAPL saturation indicated through the adjustment process was limited to a maximum of 90 percent.
- LNAPL is likely migrating in discrete zones of much higher saturation compared to the average within the overall "smear zone" or interval indicated by UVOST and monitoring wells to hold LNAPL.

The estimated total LNAPL within twelve sub-areas of equal area and the interpreted LNAPL source zone is shown in **Table 2**.

Table 2. Summary of LNAPL Volume Estimates

UVOST ID	LNAPL Volume Gal
UV-CPT-1	22,253
UV-CPT-2	16,785
UV-CPT-3	14,496
UV-CPT-4	16,785
UV-CPT-5	5,595
UV-CPT-6	78,331
UV-CPT-10	29,374
UV-CPT-14	50,355
UV-CPT-17	22,889
UV-CPT-23	34,333
UV-10	34,333
UV-14	80,111
Sum	405,640

The source zone wide volume is 406,000 gallons and the range in volume by profiling location is 5,600 gallons (associated with UV-CPT-5) to 80,100 gallons (associated with UV-14). As a general statement, UV-CPT-5 representative area is located immediately west of TF-18 Area.

The LNAPL volume within TF-18 Area was estimated by summing one-third of the LNAPL volume values indicated for UV-CPT-1, UV-CPT-2, and UV-CPT-17. The estimated total LNAPL volume in TF-18 is 20,600 gallons.

InfraSUR expects significant error to be associated with these LNAPL volume estimates. Some of the sources of error include: 1) the total porosity likely various at any point from 20 to 40 percent or more, 2) the surface area (for the LNAPL source zone specifically), and 3) the CPT-UVOST profile locations are unevenly distributed within the LNAPL source zone and they are not evenly representative. A particularly important probable source of error is the estimates of LNAPL pore saturation. There is little site-specific information to base these estimates so a relative scale based on one point of reference (TF-18) was applied. The assumption that average pore saturation at TF-18 is 50 percent is essentially arbitrary. We know that there must be significant pore saturation somewhere within the LNAPL layer but there could be significant error. InfraSUR did reduce the general magnitude of LNAPL saturation expectations from 80 percent to 50 percent after reviewing a USEPA cost and performance report based on LNAPL recovery work conducted over a period of years at a large former refinery (Cost and Performance Report for LNAPL Characterization and Remediation, EPA 542-R-05-016. March 2005). That study was conducted some years after the author led LNAPL recovery operations that were partially responsible for recovery of 2,000,000 gallons of LNAPL out of potentially 4,000,000 gallons in ground (mostly sandy sediment). That study documents average LNAPL saturation levels in intervals of LNAPL occurrence that are generally less than 38 percent - significantly lower than one might expect given the magnitude of LNAPL and recovery achieved up to the reporting period. Thus, while InfraSUR has selected 35 percent to correlate to TF-18 conditions it is possible that the average saturation could be significantly less. The reality is that LNAPL is likely migrating in discrete zones within the larger "smear zone" or interval indicated by UVOST (and monitoring wells) to contain LNAPL.

With the TF-18 Area better understood within the context of the larger LNAPL plume area, and LNAPL volume estimates completed, InfraSUR proceeded to predict LNAPL recovery from TF-18 and other nearby recovery wells. Only initial recovery was predicted and the T_n concept was used for this purpose. The T_n value for TF-18 was previously estimated at approximately 3.7 ft^2/day (InfraSUR memo to SGI dated November 29, 2015). An estimated T_n value for each of the other CPT-UVOST profiling locations was calculated by assuming the presence of a recovery well of similar characteristics to TF-18 and adjusting the TF-18 T_n value of 3.7 ft2/day by the profile location specific normalized LNAPL layer thickness and natural log of normalized signal intensity. The results are summarized in **Table 3**.

Table 3. LNAPL Transmissivity (T_n) Estimates for All CPT-UVOST Locations Assuming Recovery Well Equivalent to TF-18 Exists at Each Location

UVOST ID	Effective Signal Interval Upper	Lower	Lithology Fine/Coarse	Effective UVOST Intensity, %	LNAPL Layer Thickness, ft	Normalized Layer Thickness (NT)	Normalized Intensity (NI)	Natural Log NI	NT Adjusted Tn (Ft2/Day)	NT and NI Adjusted Tn (Ft2/Day)
UV-CPT-1	31	33.5	Coarse	3.2	2.5	**1**	1.0	0.0	3.7	**3.7**
UV-CPT-2	32.5	34	Coarse	4.0	1.5	0.6	**1.3**	0.2	2.2	**2.4**
UV-CPT-3	32	33.5	Coarse	3.5	1.5	0.6	1.1	0.1	2.2	**2.3**
UV-CPT-4	32.5	34	Coarse	4.0	1.5	0.6	**1.3**	0.2	2.2	**2.4**
UV-CPT-5	31	32	Coarse	2.0	1.0	0.4	0.6	-0.5	1.5	**1.0**
UV-CPT-6	33	36.5	Coarse	8.0	3.5	**1.4**	**2.5**	0.9	5.2	**6.1**
UV-CPT-10	32.5	34	Coarse	7.0	1.5	0.6	**2.2**	0.8	2.2	**3.0**
UV-CPT-14	33	36	Coarse	6.0	3.0	**1.2**	**1.9**	0.6	4.4	**5.1**
UV-CPT-17	32.5	33.5	Coarse	12.5	1.0	0.4	**3.9**	1.4	1.5	**2.8**
UV-CPT-23	35.5	37	Coarse	8.5	1.5	0.6	**2.7**	1.0	2.2	**3.2**
UV-10	31.5	33	Coarse	16.0	1.5	0.6	**5.0**	1.6	2.2	**3.8**
UV-14	29.5	33	Coarse	20.0	3.5	**1.4**	**6.3**	1.8	5.2	**7.0**

With estimated T_n values for each location, and assumptions on LNAPL recovery process (skimming) and initial drawdown (0.5 feet) the early stage LNAPL recovery was predicted for TF-18 and other locations around the LNAPL source zone. InfraSUR used a combined theoretical-empirical estimation tool developed by BP for this purpose (**Figure 7**). The predicted early stage production rate for TF-18 is approximately 15 gallons per day (gpd) or 5,500 gallons per year (gpy).

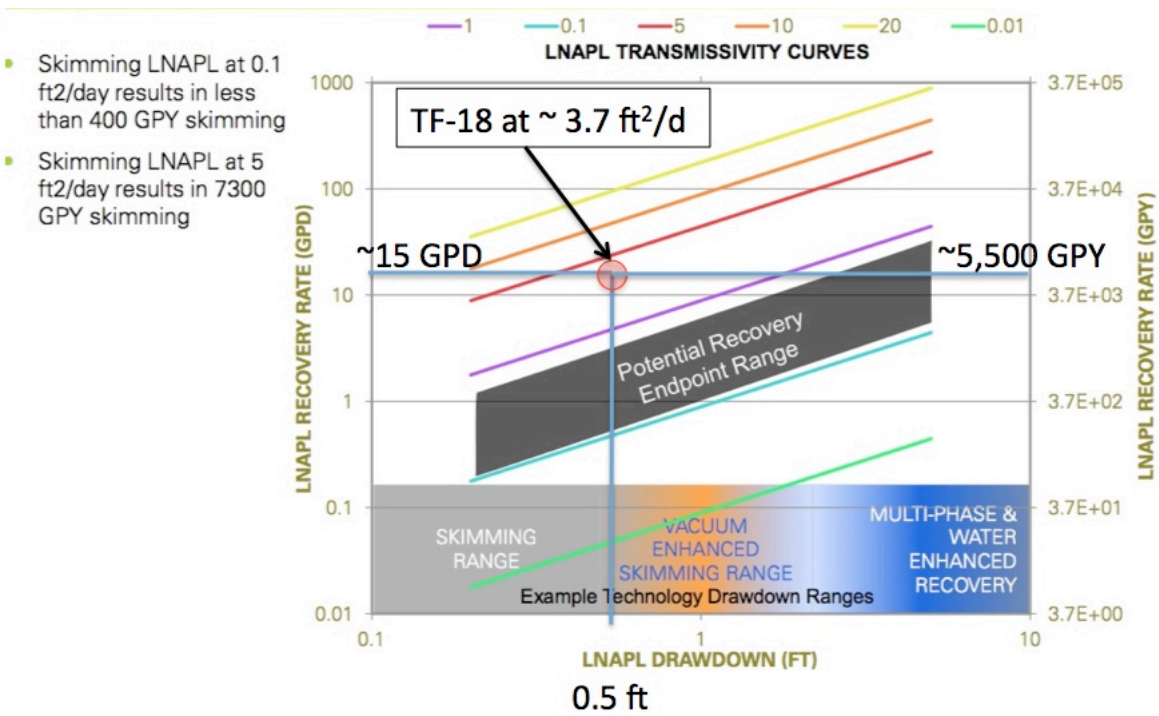

Figure 7. Use of T_n to estimate LNAPL recoverability (modified from presentation by Andrew Kirkman of BP titled "LNAPL Transmissivity Application and Estimation")

The predicted early stage rates for the other locations range from a low of approximately 5 gpd or 1825 gpy (for T_n of 1.0 ft^2/day at UV-CPT-5) to a high of approximately 50 gpd or 18,250 gpy (for T_n of 7.0 ft^2/day at UV-14). The near term performance eventually experienced is expected to vary significantly from these predictions for various reasons.

The inherent unreliability of the T_n metric (as documented in the BP document referenced previously) encompasses several of those reasons.

The long term LNAPL recovery must decline from early stage rates because there is a finite volume of LNAPL around the recovery wells. Decline in performance will likely not be linear but should accelerate with increasing cumulative recovery. A rough estimate of the minimum time to recover 50 percent of the estimated total volume of 20,600 gallons in the TF-18 Area is calculated as follows:

$$20{,}600 \text{ gal} / 2 = 10{,}300 \text{ gal}$$

For a simple average T_n value of 3.0 for the area, use of Figure 7 gives a short term production estimate of approximately 10 gpd and if this rate is assumed to hold for the duration of recovery then:

$$10{,}300 \text{ gal} / 10 \text{ gpd} = 1030 \text{ days or } 2.8 \text{ years}$$

It is not likely that LNAPL skimming alone can recover 50 percent of the LNAPL that is present and it is not likely that the short term production rate of 10 gpd would sustain but rather would fall off substantially over the first year of continuous production.

Existing and future observations of LNAPL recovery from TF-18 combined with the information and predictions presented herein and other information suggested in the following Recommendations section will represent valuable information for optimizing LNAPL recovery in and around the TF-18 Area. Obtaining empirical data on factors that directly influence LNAPL recovery at a specific recovery well will be helpful. Seven of the more important factors are:

- the volume of LNAPL present within a few feet around the recovery location and secondarily the volume within 50 to 100 feet of the recovery well,
- the thickness of smear zone and spread of the statistical distribution defining LNAPL saturation at any one pore or depth increment within the smear zone (lower relative recovery can be expected for wider spread if the average saturation value is relatively low),
- the sediment type comprising the smear zone and its water transmissivity,
- the LNAPL composition and degree of weathering,
- well construction details (position of filter pack and screen relative to smear zone, degree of development, filter pack and slot size compatibility with formation, borehole and well casing diameters),
- form of LNAPL recovery (LNAPL skimming, groundwater depression assisted, vacuum-enhanced, etc.) and level of effort assigned to adjusting operational details to achieve near-optimal recovery within the limits of the technology,
- and details of LNAPL recovery at adjacent locations.

The first three factors listed above have been partially addressed herein. With respect to the fourth, historical sampling and characterization of LNAPL from TF-18 indicates the PHC LNAPL is derived from JP-4 or some combination of jet fuel products. Weathering does not appear to be particularly high. Characteristics that influence flow behavior through porous media (i.e., density, viscosity, and surface tension) are likely similar to the fresh product. This information, however, does not address spatial variability of LNAPL characteristics across the TF-18 Area or the larger source zone. There is some evidence of widespread uniformity of LNAPL characteristics. The LNAPL at TF-18 appears to be similar to LNAPL retrieved from well GW-15 located approximately 500 feet to the northeast. However, the current interpretation of the LNAPL source zone in which TF-18 resides suggests that any similarity between LNAPL at GW-15 and TF-18 is coincidental to the fact that numerous jet fuel releases have occurred across the facility. Caution is in order in assigning significance to the GW-15 and TF-18 comparison. Without further evidence it would seem prudent to expect significant variation of composition and porous media flow behavior within the TF-18 Area, and even more variation within the larger LNAPL source zone.

Recommendations

Following is a limited list of recommendations for LNAPL recovery in TF-18 area based on the analysis presented above.

- LNAPL recovery at any specific recovery well location will be influenced by at least seven factors, previously listed and most of which exhibit significant spatial or temporal variability. SGI should continue to invest in designing and executing field tests to gather empirical data on initial recovery rate, radius of effect, and the recovery decline curve and relate that data to the seven factors. Because of the extreme site-specific and multi-factor nature of LNAPL recovery, theoretical approaches and insights from experiences at other LNAPL recovery sites should be reserved to assist in reasonableness checking.
- Some empirical data are already available for the first four factors listed previously (boring logs, gauging data, CPT-UVOST profiles, LNAPL sample characterization test). One of the more important data collection activities that SGI could pursue at this time is the validation of the information value of the UVOST and CPT profiles. This could be accomplished by conducting continuous coring adjacent to one or more important profiling locations and selecting core within the depth interval indicated adjacent UVOST profile to contain LNAPL. API RP40 type analysis would be conducted on that core sample. Conducting this type of validation at one location may not be sufficient due to the several factors that influence UVOST results. However, the outcome may direct changes in LNAPL saturation assumptions that could change the volume estimates and recovery predictions by up to an order of magnitude.
- During start-up of LNAPL skimming operations with the additional recovery wells installed around TF-18, InfraSUR recommends conducting a test wherein LNAPL is constantly extracted from TF-18 without groundwater production. An LNAPL drawdown between 0.5 feet and 1.5 feet is a reasonable objective if the

accumulated LNAPL layer remains at approximately three feet in thickness. The duration of monitoring should be continued until measurable drawdown is observed in accumulated LNAPL layers in at least two of the new recovery wells. The outcome may represent the first hard evidence of site-specific radii of influence due to LNAPL only recovery. Theoretical approaches could then be used to assess reasonableness and extend the results to other locations. Because it is possible that such a level of LNAPL recovery may not be sufficient to induce drawdown in a timely fashion at nearby wells, the use of pressure transducers is recommended. Pressure transducers and data loggers can improve the reliability of monitoring and reduce false positive and false negative rates.

- In parallel with the start up and early operation of LNAPL recovery efforts, SGI should develop specific goals and objectives with measurable metrics for directing LNAPL recovery efforts including expansion of efforts and termination of efforts. In our opinion, the T_n parameter is not up to the task as the principal metric to rely upon for two reasons: 1) there are too many factors that influence LNAPL recovery and the T_n metric does not appear to represent that complexity in a reliable way, and 2) T_n metric is inherently limited to early recovery stages where LNAPL saturation is greater than residual. Total reliance on the T_n metric based LNAPL recovery paradigm artificially limits conceptualization of what is possible/practical and the range of remedial options available to SGI's client that, under favorable conditions, can result in most of the LNAPL being removed in a relatively short period. Example remedial options that can significantly enhance LNAPL recovery are chemical and thermal flushing approaches. These approaches are not applicable if recovery operations are limited to LNAPL skimming, for whatever reason. More extensive hydraulic manipulation is required.

APPENDIX C

***HUMAN HEALTH RISK ASSESSMENT – DLA RESPONSIBLE AREA OF THE EASTERN PORTION – DFSP NORWALK* – MAY 27, 2016**

HUMAN HEALTH RISK ASSESSMENT
DLA-ENERGY RESPONSIBLE AREA OF THE EASTERN PORTION

Defense Fuel Support Point Norwalk
15306 Norwalk Boulevard
Norwalk, California

04-NDLA-007

Prepared For:

Defense Logistics Agency - Energy
8725 John J. Kingman Road
Fort Belvoir, Virginia 22060-6222

Prepared By:

1962 Freeman Avenue
Signal Hill, California 90755

May 31, 2016

Prepared By:

Ivy Inouye
Senior Toxicologist

Reviewed By:

Neil F. Irish, P.G.
Principal Geologist

TABLE OF CONTENTS

PAGE

LIST OF FIGURES ..... **ii**
LIST OF TABLES ..... **ii**
LIST OF APPENDICES ..... **ii**
ACRONYMS ..... **iii**

1.0 INTRODUCTION **1-1**

2.0 BACKGROUND **2-1**
2.1 Regional Geology 2-1
2.2 Hydrogeology 2-2
2.3 Previous Site Investigations and Distribution of Constituents of Concern 2-3

3.0 CONCEPTUAL SITE MODEL **3-1**
3.1 Potential Sources 3-1
3.2 Exposure Setting and Land Use 3-1
3.3 Chemical Release Mechanisms and Identification of Transport Media 3-2
3.3.1 Volatilization of Chemical Vapors 3-2
3.3.2 Emission of Fugitive Dust 3-2
3.3.3 Leaching 3-2
3.3.4 Lateral Migration of Groundwater into Offsite Surface Water 3-3
3.3.5 Stormwater Runoff 3-3
3.4 Potential Human Receptors 3-3
3.5 Potential Exposure Points 3-4
3.6 Exposure Pathways Considered Potentially Complete and Significant 3-4
3.6.1 Hypothetical On-Site Construction Worker Receptor 3-4
3.6.2 Hypothetical On-Site Commercial/Industrial Worker Receptor 3-5
3.6.3 Hypothetical On-Site Park Visitor Receptor 3-5

4.0 HUMAN HEALTH SCREENING-LEVEL RISK ASSESSMENT **4-1**
4.1 Data Evaluation and Exposure Point Concentrations 4-1
4.1.1 Exposure Point Concentrations in Soil 4-1
4.1.2 Exposure Point Concentrations in Soil Gas 4-2
4.2 Site-Specific Cleanup Goals 4-2
4.2.1 Soil Screening Levels 4-2
4.2.2 Soil Vapor Screening Levels 4-3
4.3 Soil Results 4-4
4.4 Soil Vapor Results 4-4
4.5 Results of the Human Health Screening-Level Risk Assessment 4-4

5.0 SUMMARY AND CONCLUSIONS **5-1**

6.0 REFERENCES **6-1**

7.0 LIMITATIONS **7-1**

LIST OF FIGURES

Figure 1 Site Location Map
Figure 2 Site Layout Map
Figure 3 Groundwater Monitoring Well and Soil Boring Locations
Figure 4 Groundwater Equipotential and Gradient Map, October 19 – November 6, 2015
Figure 5 Site Layout with Proposed Excavations
Figure 6 Excavation Map with Park Area Cross Trenches
Figure 7 Excavation Map with Park Area Backfill Origins
Figure 8 Clean Stockpile and Treatment Stockpile Location
Figure 9 2016 Soil Gas Sampling Results (Park Area)
Figure 10 Conceptual Site Model

LIST OF TABLES

Table 1 Statistical Summary of Analytical Data and Screening-Level Risk Assessment for Soil (0 to 10 feet bgs)
Table 2 Statistical Summary of Analytical Data and Screening-Level Risk Assessment for Soil Gas at 5 feet bgs
Table 3 Statistical Summary of Analytical Data and Screening-Level Risk Assessment for Soil Gas at 10 feet bgs

LIST OF APPENDICES

Appendix A Analytical Results for TPH and VOCs in Soil (0 to 10 feet bgs)
Appendix B Analytical Results for VOCs in Soil Gas
Appendix C ProUCL Output

ACRONYMS

95UCL	95-percent upper confidence limit of the mean
mg/kg	milligram per kilogram
μg/L	microgram per liter
$\mu g/m^3$	microgram per cubic meter
ft/ft	foot/foot
ft/day	feet per day
AST	aboveground storage tank
bgs	below ground surface
BMP	best management practice
BTEX	benzene, toluene, ethylbenzene, and xylene
CalEPA	California Environmental Protection Agency
CHHSL	California Human Health Screening Level
COPC	chemical of potential concern
CSM	conceptual site model
DFSP	Defense Fuel Support Point
DLA-Energy	Defense Logistics Agency-Energy
DTSC	Department of Toxic Substances Control
EPC	exposure point concentration
ESL	Environmental Screening Level
HASP	Health and Safety Plan
HHRA	human health risk assessment
KMEP	Kinder Morgan Energy Partner
K_{oc}	organic-carbon partition coefficient
LARWQCB	Los Angeles Regional Water Quality Control Board
MTBE	methyl tert-butyl ether
PAH	polyaromatic hydrocarbon
PCB	polychlorinated biphenyl
RAP	Remedial Action Plan
RME	reasonable maximum exposure
RSL	Regional Screening Level
SFRWQCB	San Francisco Bay Regional Water Quality Control Board
SGI	The Source Group, Inc.
SMP	Site Management Plan
SVOC	semi-volatile organic compound
TBA	tert-butyl alcohol
TPH	total petroleum hydrocarbons
USAF	U.S. Air Force
USEPA	U.S. Environmental Protection Agency
VOC	volatile organic compound

1.0 INTRODUCTION

This report presents the human health risk assessment (HHRA) conducted for the Eastern Portion of the former Defense Fuel Support Point (DFSP) Norwalk facility located at 15306 Norwalk Boulevard in Norwalk, California (Site; Figure 1). The Eastern Portion of the Site wherein the Defense Logistics Agency-Energy (DLA-Energy) is responsible for the restoration of shallow soils and the subject of this HHRA is depicted on Figure 2. This report is submitted on behalf of the DLA Energy, lessee of the property currently owned by the United States Air Force (USAF). In support of closure for the 15 eastern acres of the Site, this HHRA focuses on shallow soil (0 to 10 feet below ground surface [bgs]) and soil gas collected in the Eastern Portion of the Site.

Between March 2015 and February 2016, soil remediation was performed to address contaminants detected in soil and soil gas, principally total petroleum hydrocarbons (TPH), and volatile organic carbons (VOCs). The remediation was performed under the regulatory oversight of the Los Angeles Regional Water Quality Control Board (LARWQCB) and in accordance with the *Soil Remedial Action Plan* (RAP), dated November 30, 2014, and the *Addendum to the Soil Remedial Action Plan* (Addendum), dated December 10, 2014. Authorization to proceed with the RAP was provided in the letter from the LARWQCB entitled *Review of Soil Remedial Action Plan and Soil Management Plan*, dated January 7, 2015. A *Shallow Soil Closure Report – Defense Logistics Agency- Energy (DLA-Energy) Responsible Area of the Eastern Portion* (Closure Report), dated April 18, 2016, was prepared and submitted to the LARWQCB to document the completion of shallow soil remediation activities on the Eastern Portion of the Site. Copies of other project-related work plans, documents, and communications from the LARWQCB are available on the Geotracker website for the Site.

As a requirement for soil closure by the LARWQCB, this HHRA was specifically prepared for the Eastern Portion of the Site for land conveyance to the City of Norwalk. This HHRA is based on the data presented in the Closure Report. The purpose of the HHRA was to evaluate potential exposures in order to identify whether any residual soil and soil gas contamination poses a risk to human health. Initially, the soil and soil gas data were screened with Site-specific cleanup goals and acceptable regulatory screening levels. Based on the results of the screening-level risk assessment, a Site-specific risk assessment may be necessary to further evaluate the need for additional remediation or engineering solutions to adequately protect human health.

The remainder of this report is presented as follows:

- Background (Section 2.0);
- Conceptual Site Model (Section 3.0);
- Human Health Screening-Level Risk Assessment (Section 4.0); and
- Summary and Conclusions (Section 5.0).

References and limitations are provided in Sections 6.0 and 7.0, respectively.

2.0 BACKGROUND

The Site previously contained ten 80,000 and two 55,000-barrel aboveground storage tanks (ASTs) that were used to store and distribute jet propellants 5 and 8 (JP-5 and JP-8). JP-4 was also historically stored at the Site. The former truck loading racks are located in the south-central portion of the Site and occupy approximately one acre (Figure 2). In the past, fuel was transferred from the facility via tanker trucks filled at the loading racks, but by the early 1990s, jet fuel was no longer being routinely transferred from the facility via tanker trucks. Subsequently, a 10-inch diameter, government owned multi-product pipeline, carried fuel from DFSP San Pedro to DFSP Norwalk and a 6-inch diameter pipeline carried fuel from DFSP Norwalk to the former El Toro Marine Corp Air Station. Investigations at the Site found that releases had occurred at several locations at the facility. The Site was placed into permanent closure in 1999 and the ASTs were drained, cleaned, and marine chemist certified. Within the tank farm, the individual tank lateral pipes were drained, disconnected, and individually cleaned. The ASTs, concrete pads, and connecting pipeline systems were demolished and removed in 2011 and 2012. Following removal of the tanks and pads, soil confirmation samples were collected from beneath the AST locations and included in the Concrete Demolition and Soil Confirmation Sampling Completion Report (Parsons, 2013).

In preparation for future re-use of the property, remedial action plans were developed, submitted, and approved by the LARWQCB. The remedial plans were developed assuming future industrial/commercial property re-use. However, following U.S. Congressional action, it was determined that the approximately 15 eastern-most acres of the Site would be conveyed to the City of Norwalk for recreational public park use. Therefore, the Closure Report and this HHRA were prepared specifically to address the 15 eastern acres of the Site to allow closure status of the shallow (0 to 10 feet bgs) soils to be granted.

An approximate 2-acre area leased by Kinder Morgan Energy Partner (KMEP) is operated as a pump station along the southern property line. Known releases of automotive gasoline and other fuels have occurred at the KMEP lease area and have been detailed in reports prepared by KMEP. Most recently (February 2003), the 24-inch pipeline running along the southern edge of the Site released hydrocarbons near a block valve located at the southeast corner of the Site. The leak was repaired, and the pipeline returned to operation. KMEP investigated this release and has since installed a soil vapor extraction (SVE) well to remediate the soil in this area. As depicted on Figure 2, KMEP is responsible for the remediation of shallow soil in this portion of the eastern side of the Site.

Figure 3 shows the multiple wells and borings installed at the Site during the numerous investigations and remediation activities conducted during the past 10 years (Section 2.3).

2.1 Regional Geology

DFSP Norwalk is located between the Montebello Forebay and the Downey Plain in the Central Basin pressure area. Approximately 50 to 60 feet of alluvium (primarily sand, gravel, silt, and clay)

cover the underlying Lakewood Formation in this area. The Lakewood Formation is composed of marine and continental gravel, sand, silt, and clay deposits. The San Pedro Formation underlies the area, approximately 300 feet below grade, and consists of marine and continental gravel, sandy silt, silt, and clay deposits[1].

Lithologic logs of borings drilled during previous investigations indicate that sediments beneath the Site consist of clayey silt, sandy silt, silty sand, medium to coarse-grained sand, and deeper coarse-grained sand with granitic cobbles. The top of a clay layer (preliminarily identified as the uppermost sediment layer of the Bellflower aquitard) was encountered at a depth of approximately 55 to 65 feet during previous investigations. Detailed cross-sections of the Site are available in the Closure Report (SGI, 2016).

2.2 Hydrogeology

A shallow, semi-perched aquifer, consisting of silts, fine to medium sands, and coarse sands, exists in the alluvial sediments underlying the Site. Groundwater from this semi-perched aquifer is found between 31 and 34 feet below grade. Off-site groundwater depth ranges from approximately 26 to 30 feet below grade. The shallow aquifer is approximately 30 to 35 feet thick, based on the inferred presence of the clay layer at approximately 55 to 65 feet below grade. The October/November 2015 Groundwater Equipotential and Gradient Map is included as Figure 4, and suggests that local groundwater flow within the semi-perched aquifer is to the northwest, with an estimated horizontal hydraulic gradient of approximately 0.003 foot per foot (ft/ft) in the south-central plume area to nearly flat in the truck loading and tank farm north-central areas. Hydraulic conductivity of the unconfined alluvial aquifer has been determined to range between 12 and 73 feet per day (ft/day) in the south-central area to 20 to 60 ft/day in the southeastern area.

The Bellflower Aquitard, composed of approximately 70 feet of interbedded silts and clays with minor gravel and sand, separates shallow groundwater from the deeper Exposition and Gage aquifers of the Lakewood Formation. Near the Site, the Exposition and Gage aquifers are found at 150 and 250 feet below grade, respectively[2]. Due to low well yields, local water service companies do not make extensive use of aquifers in the Lakewood Formation. The deeper San Pedro Formation includes the following aquifers, listed from shallowest to deepest: Hollydale, Jefferson, Lynwood, and Silverado.

Groundwater flow in the underlying Exposition aquifer is generally to the east-southeastward with a horizontal hydraulic gradient of approximately 0.0003 ft/ft. This southeastward flow direction in the Exposition aquifer is roughly opposite the general groundwater flow direction of the uppermost groundwater zone. These distinctly different hydraulic conditions, consistently interpreted over time

1 California Department of Water Resources, Planned Utilization of the Groundwater Basins of the Coastal Plains of Los Angeles County, Groundwater Geology, Appendix A, Bulletin 104, 1961.

2 GTI, Assessment Report, Tank Farm Area, DFSP, October 21, 1994.

above and below the Bellflower aquitard, support the interpretation that the Bellflower aquitard in this area is laterally continuous and has a relatively low vertical hydraulic conductivity.

The Site is located within West Coast Subbasin of the Coastal Plain in Los Angeles County. Groundwater within this basin is designated for municipal, industrial service supply, industrial process supply, and agricultural. The nearest municipal supply well is Park Company Water Well #29K that is located approximately 0.5 miles northwest of the northwest corner of DFSP Norwalk. Water Well #29K is screened in the Silverado Aquifer with a screened production zone approximately between 684 and 718 feet below ground surface.

2.3 Previous Site Investigations and Distribution of Constituents of Concern

The lateral and vertical extent of hydrocarbon affected soil and groundwater at the Site was initially investigated by various consultants from 1985 to 1995. These investigations identified three principal areas that were impacted with hydrocarbons. The impacted areas consisted of two liquid hydrocarbon plumes in the northern portion of the facility; a dissolved-phase hydrocarbon plume beneath the central portion of the facility; and hydrocarbon impacts located in the unsaturated soil:

- The two liquid hydrocarbon plumes in the northern portion of the facility consisted of a larger plume and a smaller plume. The larger plume was located beneath tanks 80007 and 80008, southeast of tank 80002, and north and northeast of tank 55004. The smaller plume was located beneath tank 8006 and extended to the southwest of this tank (north central and northwestern plume).
- The northern and southern dissolved phase hydrocarbon plume and benzene plume commingled beneath the central portion of the facility to form one dissolved-phase plume. The benzene plume did not extend to the northern or western boundaries of the Site. But the dissolved phase hydrocarbon plume extended beyond Site boundaries. The off-site portion of this dissolved-phase hydrocarbon plume was not associated with the releases from the tank farm.
- Lastly, vadose zone hydrocarbon impacts were identified near tanks 80006, 80007, 80008, and 55004, and these impacts were located either in the deeper zone or in the shallower zone.

Based on these investigations, a final remedial action plan (RAP) was submitted in 1995, which identified the areas of concern, and proposed a remedial strategy. However, subsequent to the implementation of that RAP, additional areas of concern were identified, including several within the Eastern Portion of Site. A detailed summary of previous investigation and remediation activities specifically completed in the DLA-Energy responsible area of the Eastern Portion of the Site is provided in the Closure Report (SGI, 2016). Figures 5 through 8 show excavation areas, backfill origins, and stockpile and treatment areas used in the Eastern Portion of the Site. The following is a brief summary of the nature and extent of contaminants based on previous investigations:

- From 1994 to 2015, prior to soil remediation activities, two rounds of soil gas sampling and approximately 25 years of semi-annual groundwater monitoring and sampling indicated that prior operations at the Site resulted in the contamination of soil, groundwater, and soil gas in localized areas within the eastern 15 acres of the Site. The areas of soil impact within the 15 eastern acres included (1) the northeast corner suspected former settling ponds, (2), the eastern boundary and eastern boundary off-site area (within Holifield Park), (3) AST 80008, and (4) AST 55004. The constituents of concern included select fuel-related VOCs and TPH as gasoline and fuel product.
- From December 2010 through December 2011, prior to soil vapor remediation, soil gas monitoring was conducted for five consecutive quarters. The soil gas samples were collected from seven VMPs that border the northern site property boundary and three vapor monitoring locations in Holifield Park along the eastern park boundary, bordering Dolland Elementary School. The VOC detected at the highest concentration was isobutane at 0.45 µg/L at 15 feet bgs from the fourth quarter 2011. Benzene was not detected. The maximum concentrations of these detected soil gas VOCs were used in a *Human Health Risk Assessment Mode*l for the Site and *found to pose no unacceptable health risks* to potential residential, commercial or industrial Site receptors.
- In July 2014, a total of 82 soil samples were collected from 24 direct-push borings throughout the tank farm for California Assessment Metal (CAM) metals evaluation in July 2014. Metal analytical results were compared with California Human Health Screening Levels (CHHSLs) for industrial/commercial settings and in the case of arsenic, the California Environmental Protection Agency (CalEPA) Department of Toxic Substances Control (DTSC) screening level of 12 mg/kg. Either the 95-percent upper confidence limit of the mean (95UCL) or maximum detected concentration for metals did not exceed the commercial/industrial screening levels. Additional soil samples were collected from several soil stockpiles representing the eastern and western portions of the Site and submitted for analysis of polychlorinated biphenyls (PCBs) and semi-volatile organic compounds (SVOCs). PCBs and SVOCs were not detected at or above laboratory reporting limits in any of the analyzed soil samples, indicating that these compounds are not constituents of concern at this Site.
- Based on groundwater monitoring and sampling during previous investigations, the constituents of concern for groundwater beneath the Site include TPH and several VOCs including (BTEX) compounds, methyl tert-butyl ether (MTBE), and tert-butyl alcohol (TBA).
- During March 2016, soil gas data was collected from the Site at depths of 5 and 10 feet bgs. On the Eastern Portion of the Site, 29 soil gas samples were collected at 26 locations at 5 feet bgs and 27 soil gas samples were collected from 26 locations at 10 feet bgs, respectively. The constituents of concern for soil gas include BTEX compounds. The soil gas probe locations are shown on Figure 9.

3.0 CONCEPTUAL SITE MODEL

This section describes the conceptual site model (CSM) for the Eastern Portion of the DFSP Norwalk facility, based on the nature and extent of constituents of concern and current and future land uses. Based on the data collected during remediation activities in 2015 and 2016 for the Eastern Portion of the DFSP Norwalk facility, a human health screening-level risk assessment was conducted for the Site. To develop a conceptual understanding of the Site, information regarding potential chemical source, chemical release and transport mechanisms, locations of potentially exposed human receptors, and potential exposure routes were assessed. This information is outlined schematically in a CSM shown on Figure 10. The CSM assists in quantifying potential impacts to human health by identifying potentially exposed hypothetical receptors and the most likely ways they might be exposed to chemicals at the Site.

As defined by the U.S. Environmental Protection Agency (USEPA, 1989), all of the following four components are necessary for a chemical exposure pathway to be considered complete and for chemical exposure to occur:

- A chemical source and a mechanism of chemical release to the environment;
- An environmental transport medium (e.g., soil) for the released chemical;
- A point of contact between the contaminated medium and the receptor (i.e., the exposure point); and
- An exposure route (e.g., dermal contact with chemically-impacted soils) at the exposure point.

The following sections describe these components and provide a basis for the CSM.

3.1 Potential Sources

The sources of potential contamination at a Site are related to exposure setting (site characteristics and past and current site operations) and land and groundwater uses at the Site and surrounding area. The primary sources for potential contamination at the Site are related to former Site operations (ASTs, a truck loading area, and associated piping and facilities) and subsequent releases to on-site soil. Following a release to soil, secondary sources may include ambient air, fugitive dust, groundwater, and surface water.

3.2 Exposure Setting and Land Use

The DFSP Norwalk facility is a 50-acre facility previously occupied by 12 aboveground fuel storage tanks, a truck loading area, and associated piping and facilities (Figure 2). The facility was decommissioned in 2001 and the aboveground fuel tanks, truck loading area, and associated piping have been removed. While the DFSP Norwalk facility is no longer operational, the KMEP leased area contains active fuel-transmission pipelines that traverse the southern and eastern boundaries of the Site. KMEP currently has workers maintaining their pipeline and remediation systems. In the future, the eastern 15 acres of DFSP Norwalk will be re-developed into a public park owned and

operated by the city of Norwalk. Proposed park may include the construction of restroom facilities and potentially support buildings (e.g., equipment storage, etc).

Between March 2015 and February 2016, under the regulatory oversight of the LARWQCB, soil remediation was performed at the Site to address contaminants detected in soil and soil gas, principally TPH and VOCs. The remediation removed contaminants from the Eastern Portion of the DFSP Norwalk facility (i.e., future parkland) to a depth of 10 feet bgs. The results of historical (pre-soil remediation) and recent (post soil remediation) show that the residual concentrations of contaminants in Site soils are de minimus (SGI, 2016).

3.3 Chemical Release Mechanisms and Identification of Transport Media

Chemical properties of the Site-related chemicals and the physical characteristics of the Site were reviewed to identify the factors that might allow the release of a chemical to the environment, and transport to or through soil, soil gas, and groundwater.

Currently, portions of the Site are unpaved and future development may or may not include paving. Future development plans for the Eastern Portion of the DFSP Norwalk facility include a public park. Therefore, both current and future visitors to the Site may be directly exposed to soil on-site. Release of chemicals can potentially occur through volatilization, wind and/or mechanical erosion (i.e., during construction), migration of chemicals into the groundwater, lateral migration of chemicals in groundwater, or migration of chemicals via stormwater runoff. These types of releases may result in chemical vapor or dust (with sorbed chemicals) emissions in air, or the movement of chemicals downward into groundwater with infiltrating rain water (i.e., leaching from soil) or stormwater runoff. These potential release mechanisms are discussed in more detail below.

3.3.1 Volatilization of Chemical Vapors

Some of the chemicals detected at the Site are VOCs. These chemicals typically have a low organic-carbon partition coefficient (K_{oc}), a low molecular weight, and a high Henry's Law constant, indicating that these chemicals may volatilize. Therefore, volatilization of VOCs was considered a potential release mechanism.

3.3.2 Emission of Fugitive Dust

Some chemicals (e.g., metals in soil) adsorb readily to dust particles. Chemicals adsorbed to soil particles can be blown into the air by wind and/or mechanical erosion. This is referred to as fugitive dust. The predominant Site-related contaminants include TPH and VOCs, which typically volatilize. Therefore, exposure to chemicals in soil via fugitive dust emissions was not considered a significant release mechanism for Site-related contaminants.

3.3.3 Leaching

The potential for chemicals to leach from soil depends on the physical and chemical properties of the chemicals, soil type, pH (for metals), and other site-specific conditions. For example, chemicals

with high water solubilities tend to leach more readily than chemicals with lower solubilities. In addition, a chemical's K_{oc} is important for assessing the degree of chemical sorption to soil particles; chemicals with a high sorption potential do not tend to leach as readily (i.e., metals). Site-specific conditions are also important for assessing whether leaching may occur, such as soil type (leaching occurs more readily in sandy soils than in clayey or silty soils), amount of rainfall, gradient, etc. In addition, other competing migration pathways can affect the tendency of a chemical to leach.

The evaluation of chemical concentrations in soil for groundwater protection (soil leaching) is designed to address the potential leaching of chemicals from vadose zone soils and their subsequent impact on groundwater. Because non-volatile compounds are expected to sorb strongly to soil and sediment particles, and because VOCs are expected to volatilize, leaching is not expected to occur at the Site to any significant extent. In addition, because groundwater is recognized as historically impacted, it is assumed that equilibrium with soil has already been established. Regardless, the leaching potential of Site-related contaminants from vadose zone soil into groundwater may be a potential chemical release mechanism. Therefore, exposure to chemicals in groundwater via leaching, which is then secondarily released to the environment via lateral migration/discharge into surface water was considered a potential release mechanism.

3.3.4 Lateral Migration of Groundwater into Offsite Surface Water

The nearest surface water bodies to the Site are the San Gabriel River, located approximately 2 miles west of the Site, and the North Fork Coyote Creek, located approximately 3 miles to the east of the Site. Based on these distances from the Site, lateral migration of groundwater from Site into off-site surface water bodies was not considered a potential release mechanism.

3.3.5 Stormwater Runoff

Stormwater runoff from areas of contaminated soil has the potential to transport contaminants bound to soil particles. However, re-development at the Site will include engineering controls to control stormwater runoff from the Site. Additionally, Site-related contaminants are more likely to volatilize and less likely to be adsorbed to any surface soil runoff. Although the potential chemical release via stormwater runoff is possible, it was not considered a significant release mechanism.

3.4 Potential Human Receptors

The third component necessary for an exposure pathway to be complete is identification of potential receptors at the Site. Hypothetical human receptors were identified on the basis of proximity to the Site, proposed activities that could possibly result in direct or indirect contact with Site-related chemicals, and anticipated Site use. The following hypothetical on-site receptors were evaluated in this risk assessment:

- Construction Worker Receptor;
- Commercial/Industrial Worker Receptor; and
- Park Visitor Receptor.

These potential receptors are described further in Section 3.6. Trespassers may occasionally visit the Site. However, it should be noted that trespasser exposures are considerably lower than industrial workers; therefore, trespasser exposures are not evaluated.

3.5 Potential Exposure Points

The other portion of the third component necessary for an exposure pathway to be complete is a point of contact between the contaminated medium and the receptor (i.e., the exposure point). This risk assessment evaluates potential exposure of receptors assuming that access to the Site is unrestricted and that on-site receptors are exposed directly to contaminated soil and indirectly to soil gas and groundwater. For soil and soil gas, the exposure point is assumed to be the area within the Eastern Portion of the DFSP Norwalk facility.

Depth to shallow groundwater is approximately 30 feet bgs. In general, utility trenching or excavations do not exceed 10 feet bgs; therefore, it is unlikely a hypothetical on-site construction worker receptor would contact groundwater during re-development of the Site. In the event groundwater is encountered during re-development, any hypothetical construction worker receptor will be performing activities consistent with a Site Management Plan (SMP) and a Site Health and Safety Plan (HASP). The SMP, HASP, and best management practices (BMPs) will protect construction worker receptors from exposure to site-related contaminants. The SMP, HASP, and BMP will require dewatering to preclude any direct contact with groundwater for workers at the Site. Therefore, direct contact with groundwater for on-site workers was not considered in this assessment.

Volatile compounds can be released from the subsurface into indoor and outdoor air resulting in an indirect exposure to contaminants in soil gas. Inhalation of volatile compounds in outdoor air is generally negligible due to dispersion in ambient air. As recommended by the DTSC (2011), for the vapor intrusion pathway into indoor air, exposure to subsurface contamination is best characterized through the collection of soil gas samples. Therefore, concentrations detected in soil gas were used in the evaluation of potential indoor air impacts.

3.6 Exposure Pathways Considered Potentially Complete and Significant

The fourth and final component, a complete exposure pathway (i.e., route of exposure) is discussed in combination with the third component (i.e., presence of receptors at an exposure point) to define those exposure pathways considered to be complete and significant. The following sections summarize those pathways considered complete and significant for each receptor.

3.6.1 Hypothetical On-Site Construction Worker Receptor

The hypothetical on-site construction worker receptor is included in the event any construction or re-development occurs at the Site. This receptor spends the workday outdoors performing construction-related tasks. This receptor is expected to come in direct contact with soil. Inhalation of chemical vapors while indoors was not considered a complete and significant exposure pathway

because this receptor is not expected to be working inside buildings. The exposure pathways assumed to be complete and significant for the hypothetical on-site construction worker receptor include:

- Incidental ingestion of soil;
- Dermal contact with soil; and
- Inhalation of dust/vapors in outdoor air generated from the subsurface.

3.6.2 Hypothetical On-Site Commercial/Industrial Worker Receptor

The hypothetical on-site commercial/industrial worker receptor is included based on current and expected future land use. Currently, there are workers maintaining the KMEP pipeline and remediation systems. In the future as a public park, there will be workers maintaining the park facilities. This receptor is a long-term receptor (i.e., greater than 7 years [USEPA, 1989]). This receptor is a full-time employee that is assumed to spend 250 days per year at work for 25 years. This receptor primarily spends the workday conducting outdoor activities, which may include moderate soil invasive activities in surface or near surface soils. This receptor may spend part of the workday inside park facility buildings (i.e., maintaining restroom facilities). The exposure pathways assumed to be complete and significant for the hypothetical on-site commercial/industrial worker receptor include:

- Incidental ingestion of soil;
- Dermal contact with soil;
- Inhalation of dust/vapors in outdoor air generated from the subsurface; and
- Inhalation of vapors in indoor air generated from the subsurface.

3.6.3 Hypothetical On-Site Park Visitor Receptor

The hypothetical on-site park visitor receptor is included based on expected future land use as a public park. This receptor is a long-term receptor. This receptor is assumed to visit the park every weekend (104 days per year) for a period of 30 years (as both a child [6 years] and an adult [24 years]). This receptor spends the day (8 hours per day) outdoors. Potential exposures for this receptor are expected to occur from time spent outdoors only. Although this receptor may occasionally use indoor restroom facilities, indoor exposure will be infrequent and for short durations resulting in insignificant exposures. The exposure pathway assumed to be complete and significant for the hypothetical on-site park visitor receptor includes:

- Incidental ingestion of soil;
- Dermal contact with soil;
- Inhalation of dust/vapors in outdoor air generated from the subsurface.

4.0 HUMAN HEALTH SCREENING-LEVEL RISK ASSESSMENT

Typically, only the most toxic, persistent, and prevalent site-related chemicals detected at a site are fully evaluated in a risk assessment. In this way, the assessment can focus solely on those chemicals that are expected to account for the majority of the estimated health impacts at the Site. These selected chemicals are known as chemicals of potential concern (COPCs). The nature and extent of constituents of concern were discussed in Section 2.3. The CSM, including potentially exposed hypothetical receptors and the most likely ways they might be exposed to chemicals was discussed in Section 3.0. This section evaluates which chemical concentrations exceed applicable screening levels by media.

4.1 Data Evaluation and Exposure Point Concentrations

From March 2015 and February 2016, the remediation of shallow soils (0 to 10 feet bgs) and in selected areas deeper soil (from 10 feet bgs to 25 feet bgs) was conducted at the facility. This human health screening-level risk assessment focuses on the shallow soil (0 to 10 feet bgs) data. This work was conducted under the oversight of the LARWQCB and entailed the excavation, on-site treatment, and re-use of soil. The originally proposed excavations, as provided in the RAP, are shown on Figure 5; Excavations #3, #4, #5, #14, #19, #35, #37 were completed on the 15 eastern-most acres of the Site. Soil samples were collected to ensure that Site-specific soil cleanup goals had been achieved in excavation sidewalls and in the treated soil. Additionally, the data were provided to the LARWQCB in summary reports and are available on the Geotracker website for the Site. The soil and soil gas data used in this screening-level risk assessment are provided in Appendices A and B, respectively.

The exposure point concentration (EPC) represents the amount of a chemical to which a hypothetical receptor is assumed exposed. The EPC is a conservative estimate of the average chemical concentration in an environmental medium. The EPCs were used to compare with soil and soil gas screening levels. Under the screening-level risk assessment, a chemical was identified as a COPC if the EPC exceeded applicable screening levels. The EPCs for soil and soil gas are described in the following sections.

4.1.1 Exposure Point Concentrations in Soil

It is unlikely that a potential receptor will spend the entire exposure duration residing over maximum detected concentrations in soil. Therefore, it is relevant and appropriate to statistically evaluate the soil data on an area-wide basis. A USEPA software package, ProUCL Version 5.1 (USEPA, 2015a), was used to estimate the upper confidence limit of the mean concentration (UCL; [typically the 95UCL, but sometimes the 97.5 or 99UCL, depending on the data set]). ProUCL software makes recommendations for estimating UCLs and was developed as a tool to support risk assessment. Non-detect results were input into ProUCL as the detection limit value. Due to limitations of certain data sets (i.e., limited number of samples or low detection frequency), ProUCL was not used to estimate a UCL. UCLs were not estimated for analytes with fewer than five detected concentrations.

For those analytes with adequate data sets, the ProUCL output spreadsheets are presented in Appendix C. Consistent with USEPA (1989) procedures, the lesser of the maximum detected concentration and the 95UCL was selected as the soil EPC. Soil EPCs were used for evaluating the direct contact with soil exposure pathway. A summary of the maximum detected concentrations, recommended UCL concentrations, when estimated, and soil EPCs are presented in Table 1.

4.1.2 Exposure Point Concentrations in Soil Gas

The only complete exposure pathway associated with soil gas is inhalation of vapors in indoor air volatilizing from the subsurface. Based on the assumption that a building may be located anywhere on-site, it is assumed that hypothetical indoor receptors reside over maximum detected concentrations. A summary of the EPCs for soil gas at 5 feet bgs and 10 feet bgs are presented in Tables 4-2 and 4-3, respectively.

4.2 Site-Specific Cleanup Goals

The soil data were screened with the Site-specific soil cleanup goals that were approved by the LARWQCB in their letter entitled *Approval of Modification to Cleanup Goals*, July 16, 2015. In the absence of a Site-specific soil cleanup goals, San Francisco Bay Regional Water Quality Control Board (SFRWQCB) Environmental Screening Levels (ESLs, SFRWQCB, 2016) were used. The soil gas data were screened with the SFRWQCB ESLs (SFRWQCB, 2016) and USEPA/DTSC screening levels (USEPA, 2015b; DTSC, 2016). The results of the screening-level risk assessment were used to determine if further evaluation of potential exposures associated with proposed re-development was necessary.

Although the hypothetical on-site park visitor receptor is a potential future receptor with potentially complete exposure pathways, there are no known published regulatory screening levels to evaluate this specific receptor. The potentially complete exposure pathways for this receptor are associated with direct contact with soil. As described in the Section 4.2, the Site-specific soil cleanup goals have been approved by the LARWQCB for the Site and should be protective of the occasional park visitor receptor. For comparison, the conservative SFRWQCB Tier 1 ESLs, are essentially the same as the Site-specific soil cleanup goals and in some cases slightly higher. The Tier 1 ESLs are designed as conservative values for unrestricted land use. For the purposed of this screening-level risk assessment, both the Site-specific cleanup goals and the SFRWQCB Tier 1 ESLs should be appropriate screening levels to use for the evaluation of the hypothetical on-site park visitor receptor.

The soil and soil gas screening levels are described in more detail in the following sections.

4.2.1 Soil Screening Levels

Site-specific soil cleanup goals were calculated using the procedures proscribed in the Regional Water Quality Control Board, Los Angeles Region (LARWQCB), *Interim Site Assessment & Cleanup Guidebook* (Guidebook; LARWQCB, 1996). Cleanup goals were calculated in compliance with Table 4-1 of the Guidebook. Depth to groundwater at the Site was found to be between 25 and 30

feet bgs based on historical and recent groundwater gauging data. Site-specific soil parameters including thickness of the clay, sand, and silt layers were used when calculating attenuation factors - values calculated for the DFSP Norwalk cleanup Site were adopted when more conservative (lower). The Site-specific soil cleanup goals were approved by the LARWQCB in their letter entitled *Approval of Modification to Cleanup Goals*, July 16, 2015. The soil cleanup goals were determined for 3 soil profiles: 0 to 5 feet bgs, 5 to 10 feet bgs, and 11 to 30 feet bgs. The Site-specific soil cleanup goals are summarized on the data tables provided in Appendix A. In this screening-level risk assessment, the lesser of the soil cleanup goals for 0 to 5 feet bgs and 5 to 10 feet bgs were used (Table 1).

For TPH carbon range C_{33}-C_{44} and TPH carbon range C_{23}-C_{44}, o-xylene, and m,p-xylene, Site-specific soil cleanup goals were not available. Therefore, for the purposes of this screening-level risk assessment, the SFRWQCB ESLs for soil were used. The SFRWQCB ESLs include a broad scope of screening levels, some of which are not strictly risk-based. The risk-based ESLs correspond to an excess cancer risk of 1×10^{-6} or a hazard quotient of 1, based on standardized equations (SFRWQCB, 2016) that combine exposure assumptions with agency-derived toxicity data. The risk-based ESLs are developed for direct contact with soil exposure scenarios (i.e., ingestion, dermal contact, and inhalation of dust/vapor in outdoor air). The Tier 1 ESLs represent the most conservative ESLs and are designed for use at most sites for protection of sites with unrestricted land and water use, shallow soil contamination, shallow groundwater, and permeable soil. Although the groundwater at the Site is not shallow (i.e., approximately 30 feet bgs), the Tier 1 ESLs represent the most conservative values and were used for this screening-level risk assessment. The SFRWQCB Tier 1 ESLs are summarized in Table 1.

4.2.2 Soil Vapor Screening Levels

Soil vapor screening levels were selected from the following acceptable regulatory screening levels:

- SFRWQCB ESLs (SFRWQCB, 2016); and
- USEPA RSLs (USEPA, 2015b); and
- DTSC modified SLs (DTSC, 2016).

SFRWQCB ESLs have been developed for soil gas. The SFRWQCB ESLs for vapor intrusion of soil gas into indoor air correspond to an excess cancer risk of 1×10^{-6} or a hazard quotient of 1, based on standardized equations (SFRWQCB, 2016) that combine exposure assumptions with agency-derived toxicity data. The risk-based ESLs are developed for soil gas under residential and commercial/industrial exposure scenarios.

USEPA Regional Screening Levels (2015b) and California Department of Toxic Substances (DTSC) modified screening levels (2016) have been developed for indoor air, but not soil gas. Therefore, in accordance with methods presented in the *Preliminary Endangerment Assessment Guidance Manual* (DTSC, 2015), the air screening level was divided by the DTSC default attenuation factor of 0.001 for commercial (DTSC, 2011) to estimate a soil gas screening level. The lesser of the USEPA

RSL or DTSC modified screening level was used. The soil gas screening levels are summarized on the data tables provided in Appendix B.

4.3 Soil Results

Based on a comparison of Site data and the Site-specific soil cleanup goals, no COPCs were identified in soil at the Site. For compounds detected in one or more soil samples, Table 1 provides a summary of the soil data and applicable screening levels. The soil EPCs for all TPH and VOCs were below the soil screening levels for commercial land use. In addition, with the exception of two TPH carbon ranges (C_{13}-C_{22} and C_{23}-C_{32}), the maximum detected concentrations for TPH and VOCs were below the soil screening levels for commercial land use.

For TPH carbon ranges (C_{13}-C_{22} and C_{23}-C_{32}), the individual soil samples with detected concentrations that were above the soil screening levels were located within the upper shallow soil zone (0 to 5 feet bgs). This upper shallow soil zone (0 to 5 feet bgs) was further evaluated statistically to ensure that if the soil dataset were limited to the upper 5 feet, that the resulting soil EPC would remain below the soil screening level. The results of the evaluation of the upper shallow soil zone (0 to 5 feet bgs) indicated the following:

- For TPH carbon range C_{13}-C_{22} the maximum detected concentration was 604 mg/kg and the 95UCL was 8.8 mg/kg; and
- For TPH carbon range C_{23}-C_{32} the maximum detected concentration was 1,200 mg/kg and the 95UCL was 72 mg/kg.

This evaluation indicates that both soil EPCs from shallow soil (0 to 10 feet bgs) and upper shallow soil (0 to 5 feet bgs) are well below the soil screening levels for TPH carbon ranges (C_{13}-C_{22} and C_{23}-C_{32}) of 100 mg/kg and 1,000 mg/kg, respectively.

4.4 Soil Vapor Results

Based on a comparison of Site data and the soil gas screening levels, no COPCs were identified in soil gas at 5 feet bgs or 10 feet bgs. For compounds detected in one or more soil samples, Tables 2 and 3 provides a summary of the soil gas data and applicable screening levels. The soil gas EPCs (i.e., maximum detected concentrations) for all TPH and VOCs were below the soil screening levels for commercial land use.

4.5 Results of the Human Health Screening-Level Risk Assessment

A human health screening-level risk assessment was performed using Site-specific cleanup goals and acceptable regulatory screening levels. The soil EPCs and soil gas EPCs were below the screening levels. Therefore, further evaluation of potential exposures associated with proposed development is not necessary and no additional remediation or engineering solutions are necessary to adequately protect human health. Based on the results of the human health screening –level risk assessment, the Eastern Portion of the DFSP Norwalk Site is acceptable for current and anticipated future land use.

5.0 SUMMARY AND CONCLUSIONS

This report presents the human health risk assessment (HHRA) conducted for the Eastern Portion of the former Defense Fuel Support Point Norwalk facility located at 15306 Norwalk Boulevard in Norwalk, California (Site; Figure 1). The HHRA was prepared in order to identify whether any residual soil and soil gas contamination poses a risk to human receptors.

Between March 2015 and February 2016, soil remediation was performed to address contaminants detected in soil and soil gas, principally total petroleum hydrocarbons (TPH), and volatile organic carbons (VOCs). The remediation was performed under the regulatory oversight of the Los Angeles Regional Water Quality Control Board (LARWQCB) and in accordance with the *Soil Remedial Action Plan* (RAP), dated November 30, 2014, and the *Addendum to the Soil Remedial Action Plan* (Addendum), dated December 10, 2014. Between March 2015 and February 2016, the remediation of shallow soils (0 to 10 feet) and in selected areas deeper soil (from 10 feet to 25 feet) was conducted at the facility. As shown on the Figure 5; Excavations #3, #4, #5, #14, #19, #35, #37 were completed on the 15 eastern-most acres of the Site. Soil samples were collected to ensure that Site cleanup goals had been achieved in excavation sidewalls and in the treated soil.

As a requirement for soil closure by the LARWQCB, this HHRA was specifically prepared for DLA-Energy responsible area of the Eastern Portion of DFSP Norwalk. The human health screening-level risk assessment focuses on the data collected by SGI between March 2015 and February 2016. The purpose of the HHRA was to evaluate potential exposures in order to identify whether any residual soil and soil gas contamination poses a risk to human health.

In the human health screening-level risk assessment, the soil and soil gas data were screened with Site-specific cleanup goals and acceptable regulatory screening levels. Based on the results of the screening-level risk assessment, the following conclusions are made:

- The soil EPCs were below the human health screening levels.
- The soil gas EPCs were below the human health screening levels.
- Further evaluation of potential exposures associated with proposed development as a public park is not necessary.
- No additional remediation or engineering solutions are necessary to adequately protect human health.
- The Eastern Portion of the DFSP Norwalk Site is acceptable for current and anticipated future land use

Based on the currently encountered residual contaminant concentrations and distribution at the Site, no further remediation of soils or soil gas is considered necessary.

6.0 REFERENCES

Department of Toxic Substances Control (DTSC). 2011. Guidance for the Evaluation and Mitigation of Subsurface Vapor Intrusion to Indoor Air. California Environmental Protection Agency (CalEPA). October.

DTSC. 2015. Preliminary Endangerment Assessment Guidance Manual. California Environmental Protection Agency (CalEPA). October.

DTSC. 2016. Human Health Risk Assessment Note Number 3: DTSC-modified Screening Levels. California Environmental Protection Agency (CalEPA). January.

Los Angeles Regional Water Quality Control Board (LARWQCB). 1996. Interim Site Assessment & Cleanup Guidebook. Los Angeles and Venture Counties, Region 4. May.

LARWQCB. 2015. *Correspondence to DLA Installation Support - Review of Soil Remedial Action Plan and Soil Management Plan.* January 7.

Parsons. 2013. *Concrete Demolition and Soil Confirmation Sampling Report.* February.

San Francisco Bay Regional Water Quality Control Board (SFRWQCB). 2016. Environmental Screening Levels (ESLs). San Francisco Bay Region. Revision 3. February.

The Source Group, Inc. (SGI). 2014a. Soil Remedial Action Plan, Defense Fuel Support Point Norwalk. November 30.

SGI. 2014b. Addendum to Soil Remedial Action Plan, Defense Fuel Support Point Norwalk. December 10.

SGI. 2016. Shallow Soil Closure Report – Defense Logistics Agency Energy (DLA-Energy) Responsible Area of the Eastern Portion, Defense Fuel Support Point Norwalk, 15306 Norwalk Boulevard, Norwalk, California. April 18.

U.S. Environmental Protection Agency (USEPA). 1989. Risk Assessment Guidance for Superfund, Human Health Evaluation Manual, Part A. Interim Final. Solid Waste and Emergency Response. December.

USEPA. 2015a. ProUCL Version 5.1 User Guide, Statistical Software for Environmental Applications for Data Sets with and without Nondetect Observations. EPA/600/R-07/041. October

USEPA. 2015b. Regional Screening Levels for Chemical Contaminants at Superfund Sites. USEPA Region 3, Region 6, and Region 9. November.

7.0 LIMITATIONS

This document was prepared for the exclusive use of the Defense Logistics Agency - Energy (DLA Energy) and the California Regional Water Quality Control Board, Los Angeles Region (LARWQCB) for the express purpose of complying with a client or regulatory directive for environmental investigation or restoration. SGI and DLA Energy must approve any re-use of this work product in whole or in part for a different purpose or by others in writing. If any such unauthorized use occurs, it shall be at the user's sole risk without liability to SGI or DLA Energy. To the extent that this report is based on information provided to SGI by third parties, including DLA Energy, their direct contractors, previous workers, and other stakeholders, SGI cannot guarantee the completeness or accuracy of this information, even where efforts were made to verify third-party information. SGI has exercised professional judgment to collect and present findings and opinions of a scientific and technical nature. The opinions expressed are based on the conditions of the Site existing at the time of the field investigation, current regulatory requirements, and any specified assumptions. The presented findings and recommendations in this report are intended to be taken in their entirety to assist DLA Energy and LARWQCB personnel in applying their own professional judgment in making decisions related to the property. SGI cannot provide conclusions on environmental conditions outside the completed scope of work. SGI cannot guarantee that future conditions will not change and affect the validity of the presented conclusions and recommended work. No warranty or guarantee, whether expressed or implied, is made with respect to the data or the reported findings, observations, conclusions, and recommendations.

FIGURES

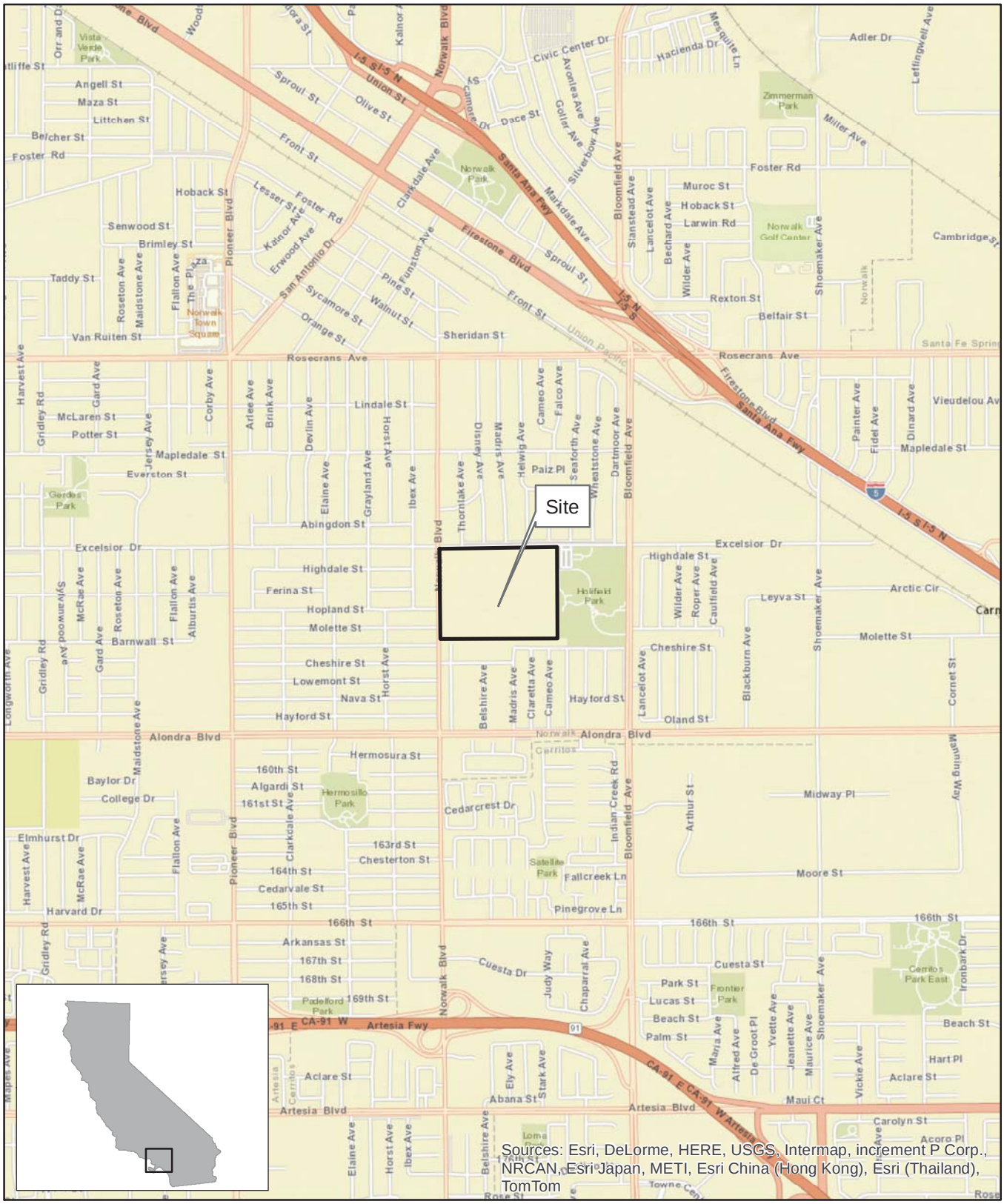

SOURCE:	PROJECT NO.:	DATE:	DR.BY:	APP.BY:	SCALE= 1:24,000	N
ESRI 7.5 MINUTE TOPOGRAPHIC MAP. http://resources.esri.com/arcgisonlineservices	04-NDLA-001	5/28/2014	JK	PP	0 1,000 2,000 4,000 Feet	

SGI environmental THE SOURCE GROUP, INC.
1962 FREEMAN AVENUE
SIGNAL HILL, CA 90755
(562) 597-1055

DEFENSE FUEL SUPPORT POINT NORWALK

15306 NORWALK BOULEVARD
NORWALK, CALIFORNIA

SITE LOCATION MAP

FIGURE **1**

Document Name: Fig-1 Norwalk Site Location Map

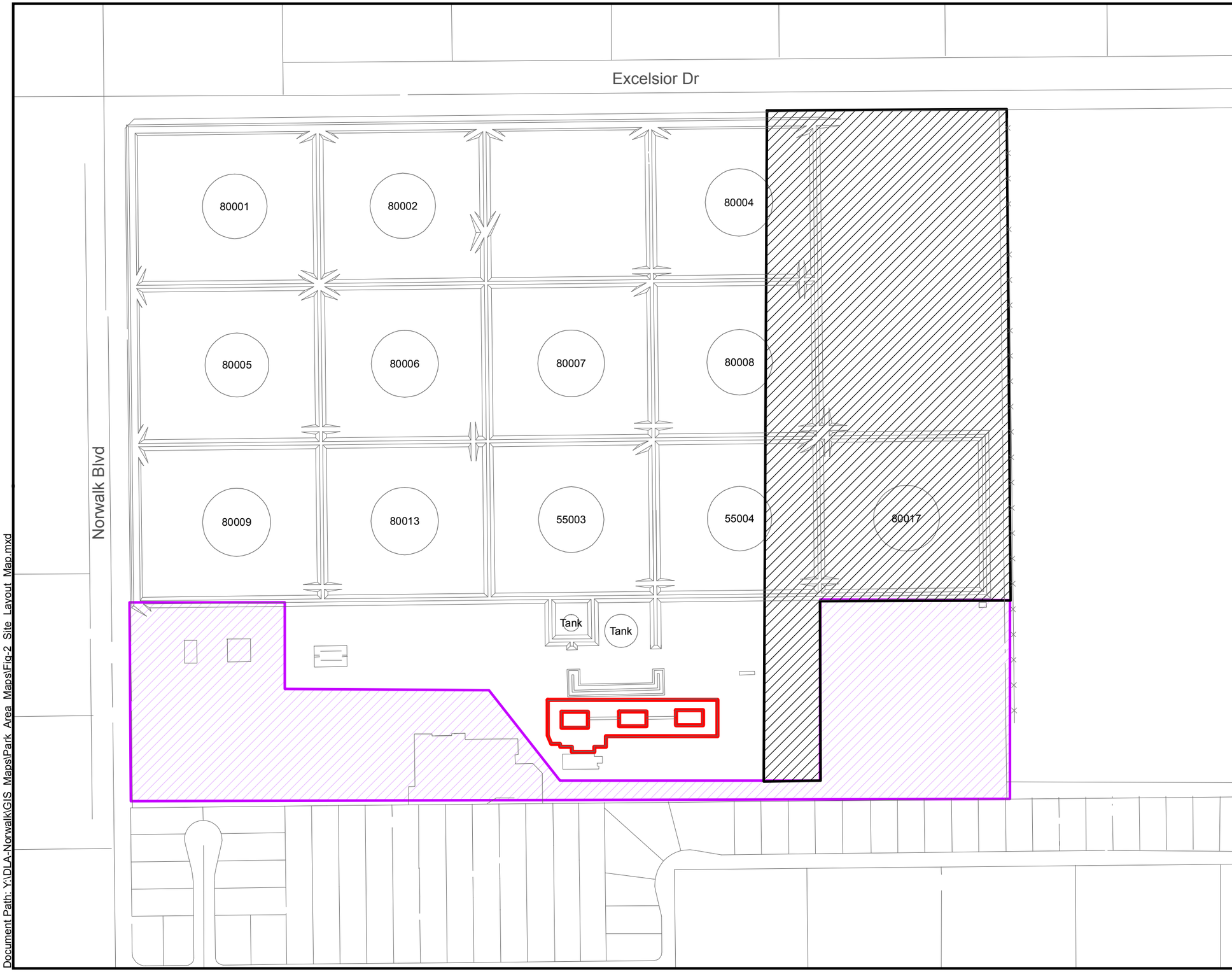

Legend

- Former Above Ground Storage Tanks
- DLA Responsible Area - Eastern Portion of DFSP Norwalk
- Former Truck Loading Racks
- Kinder Morgan Responsible Area

N

DFSP Norwalk
15306 Norwalk Boulevard
Norwalk, California

Project Number:	Date:	Drawn By:	Approved By:
04-NDLA-007	04/07/2016	P. Wu	N. Irish

0 90 180 360 Feet

Site Layout Map

SGI environmental THE SOURCE GROUP, INC.
1962 Freeman Avenue
Signal Hill, CA 90755
(562) 597-1055

Figure 2

Document Path: Y:\DLA-Norwalk\GIS_Maps\Park_Area_Maps\Fig-2_Site_Layout_Map.mxd

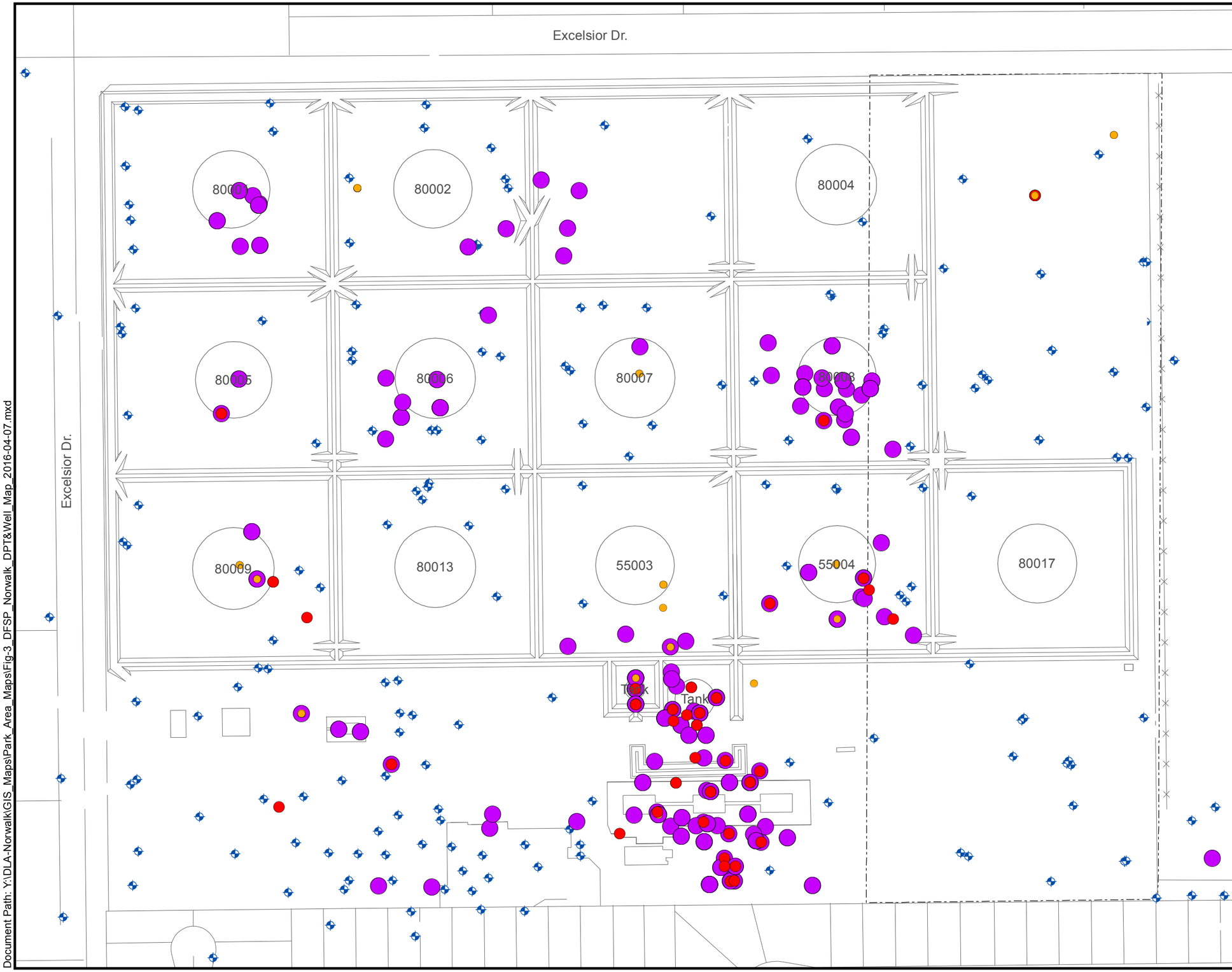

Legend

- Former Above Ground Storage Tanks
- DFSP Norwalk Border
- Expanded Holifield Park Boundary
- Groundwater Monitoring Well Locations
- Concentrations Exceeding Cleanup Goals of 500 mg/kg for TPHg or JP-5 or 100 mg/kg for TPHd in Soil 0 to 5 ft bgs
- Concentrations Exceeding Cleanup Goal of 100 mg/kg for TPHg or JP-5 or TPHd in Soil 5.5 to 10 ft bgs
- Concentrations Exceeding Cleanup Goal of 100 mg/kg for TPHg or JP-5 or TPHd in Soil 10.5 to 25 ft bgs

Notes:

Los Angeles Regional Water Quality Control Board 2012 Cleanup Goals

TPHg = Total Petroleum Hydrocarbons as Gasoline

JP-5 = Jet Propellant-5 (Jet Fuel)

TPHd = Total Petroleum Hydrocarbons as Diesel

bgs = Below Ground Surface

N

DFSP Norwalk
15306 Norwalk Boulevard
Norwalk, California

Project Number:	Date:	Drawn By:	Approved By:
04-NDLA-007	04/07/2016	A. Czuba	N. Irish

0 75 150 300 Feet

Locations of Groundwater Monitoring Wells and Soil Borings

SGI environmental THE SOURCE GROUP, INC.
1962 Freeman Avenue
Signal Hill, CA 90755
(562) 597-1055

Figure 3

Document Path: Y:\DLA-Norwalk\GIS_Maps\Park_Area_Maps\Fig-3_DFSP_Norwalk_DPT&Well_Map_2016-04-07.mxd

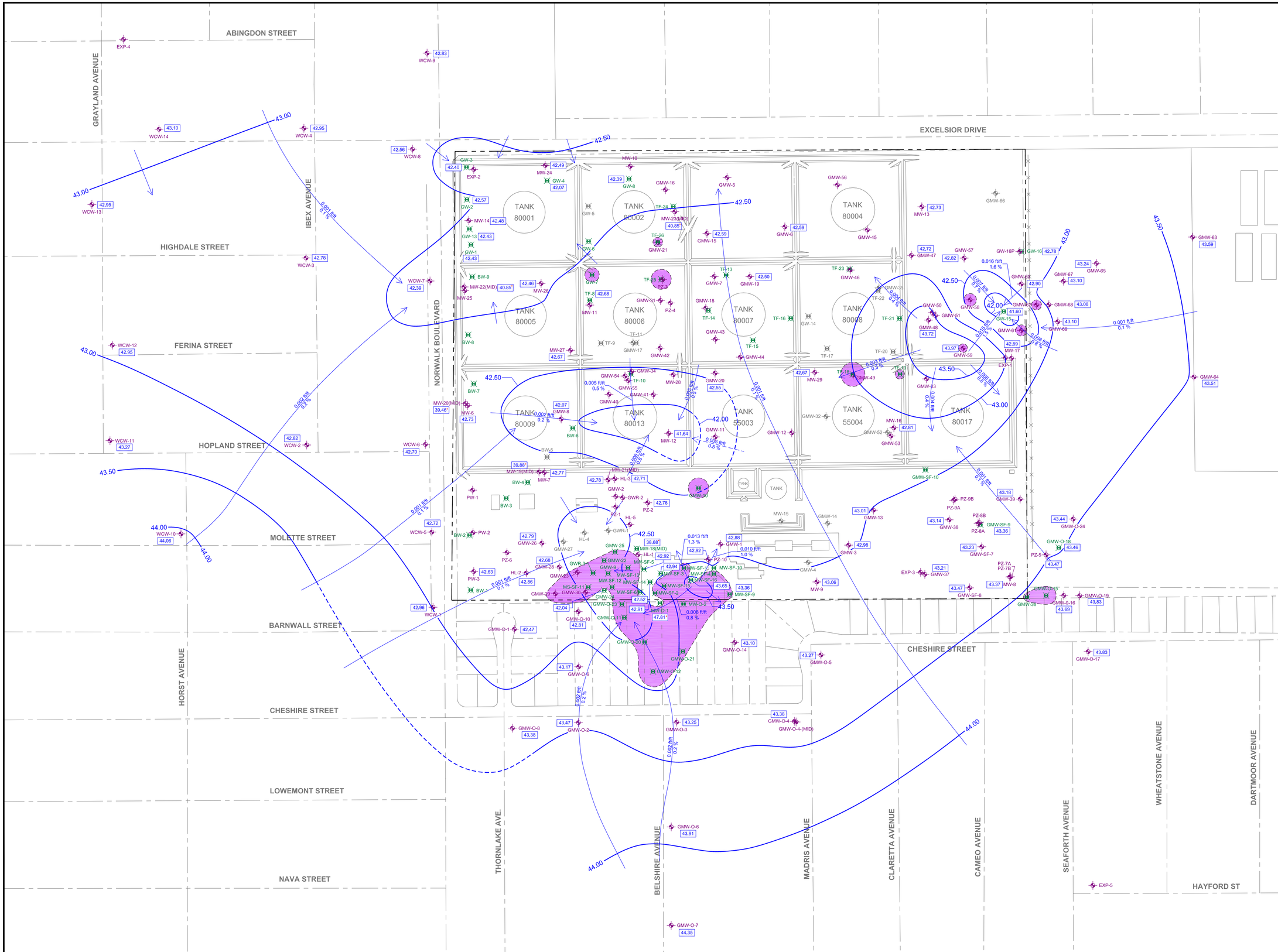

EXPLANATION:

- FORMER ABOVEGROUND STORAGE TANKS
- DFSP NORWALK BORDER
- WCW-14 — GROUNDWATER MONITORING WELL
- GMW-66 — WELLS SHOWN IN GREY WERE DECOMMISSIONED BY DLA ENERGY PRIOR TO REMEDIAL EXCAVATION
- TF-26 — EXTRACTION WELL USED FOR VAPOR, GROUNDWATER, TOTAL FLUIDS, OR FLOATING PRODUCT EXTRACTION
- 44.35 — GROUNDWATER ELEVATION IN FEET ABOVE MEAN SEA LEVEL MEASURED OCTOBER 19 - NOVEMBER 6, 2015
- * — ASTERISK INDICATES DATA NOT USED TO DEVELOP THIS EQUIPOTENTIAL MAP
- 43.50 — LINE OF EQUAL GROUNDWATER ELEVATION (REFERENCE = MEAN SEA LEVEL) CONTOUR INTERVAL = 0.50 FOOT DASHED WHERE INFERRED
- 0.001 ft/ft 0.1 % — GROUNDWATER GRADIENT DIRECTION WITH GRADIENT IN FEET PER FOOT (ft/ft) AND PERCENT; DASHED WHERE INFERRED
- ESTIMATED EXTENT OF MEASURABLE LIGHT NONAQUEOUS PHASE LIQUID (LNAPL, FLOATING PRODUCT) ON GROUNDWATER REFER TO FIGURE 4 OR TABLE 2 FOR MEASURED THICKNESSES

NOTES:

1. GROUNDWATER ELEVATIONS AND INTERPRETED PRODUCT EXTENT ARE BASED ON DATA COLLECTED BY SGI, BLAINE TECH, AND SFPP OCTOBER 19 - NOVEMBER 6, 2015.
2. DLA ENERGY'S AND SFPP'S REMEDIATION SYSTEMS WERE SHUT DOWN APPROXIMATELY 1 WEEK PRIOR TO COLLECTING FLUID LEVEL MEASUREMENTS IN OCTOBER 2015.
3. WELLS SCREENED IN THE EXPOSITION AQUIFER OR NEAR THE BOTTOM OF THE UPPERMOST AQUIFER ARE NOT USED IN CONTOURING.

SURVEY NOTES:

1. BASE MAP PREPARED FROM DATA PROVIDED BY FLUOR DANIEL GTI, DULIN & BOYNTON, GEOMATRIX, AND PARSONS
2. EXCEPT AS NOTED BELOW, WELL LOCATIONS SURVEYED BY DULIN & BOYNTON
3. LOCATIONS OF WELLS HL-1, HL-3, AND HL-4 BASED ON FIELD MEASUREMENTS BY FLOUR DANIEL GTI AND WOODWARD-CLYDE

0 120 240
APPROXIMATE SCALE IN FEET

N

DATE: 12/2015	FILE NAME: DFSP-Norwalk-SE2-16.dwg
PROJECT No.: 04-NDLA-009	CONTRACT: SPO-600-14-D-5410

GROUNDWATER EQUIPOTENTIAL AND GRADIENT MAP UPPERMOST GROUNDWATER ZONE OCTOBER 19 - NOVEMBER 6, 2015

DFSP NORWALK
15306 NORWALK BOULEVARD
NORWALK, CALIFORNIA

SGI environmental — THE SOURCE GROUP, INC.

FIGURE 4

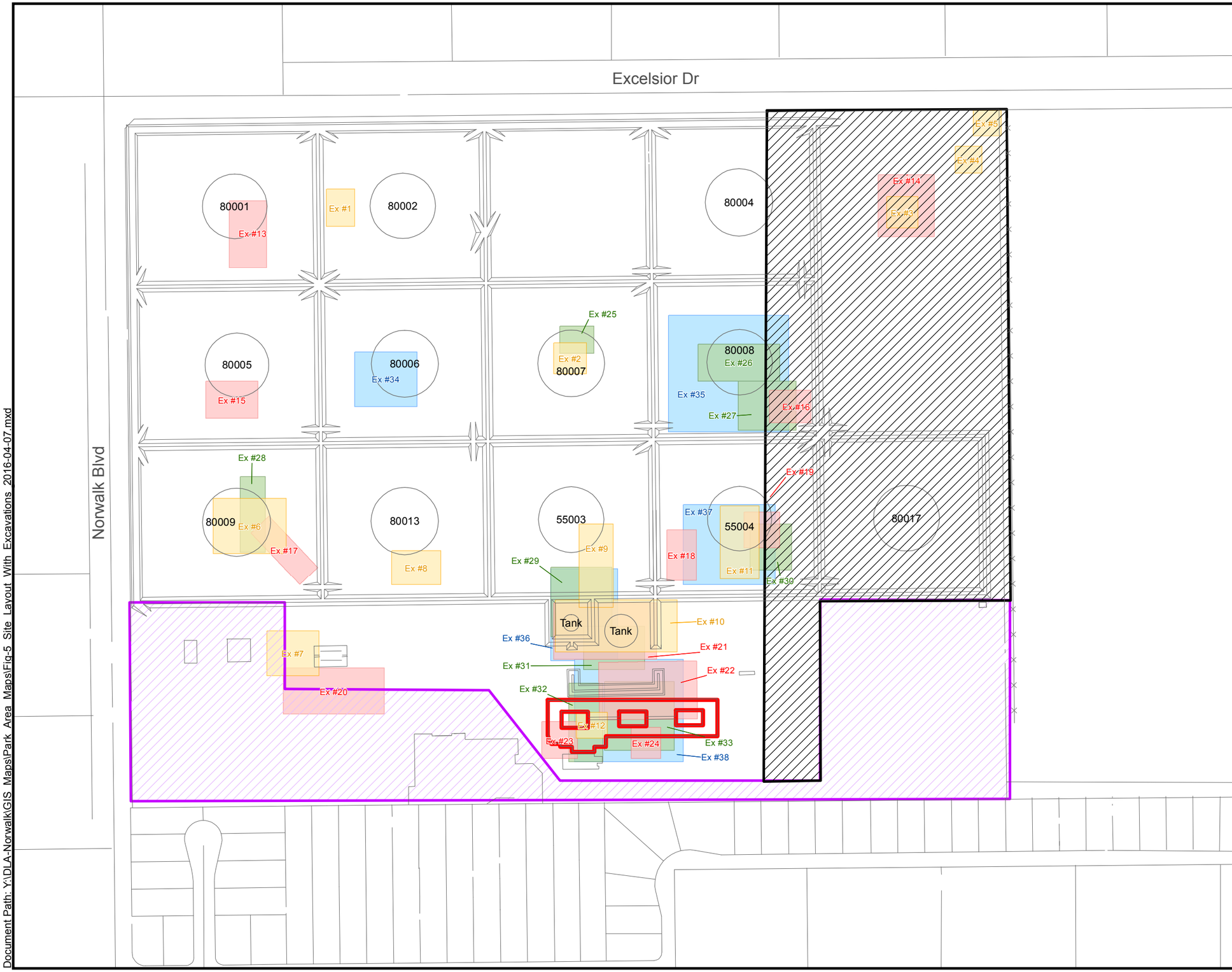

Legend

- Former Above Ground Storage Tanks
- EX # 12 — Excavations 0-5ft bgs
- EX # 24 — Excavation 5-10ft bgs
- EX # 33 — Excavation 10-15ft bgs
- EX # 38 — Excavation 15-25ft bgs
- DLA Responsible Area - Eastern Portion of DFSP Norwalk
- Former Truck Loading Racks
- Kinder Morgan Responsible Area

N

DFSP Norwalk
15306 Norwalk Boulevard
Norwalk, California

Project Number:	Date:	Drawn By:	Approved By:
04-NDLA-007	04/07/2016	P. Wu	N. Irish

0 90 180 360 Feet

Site Layout with Proposed Excavations

SGI environmental THE SOURCE GROUP, INC.
1962 Freeman Avenue
Signal Hill, CA 90755
(562) 597-1055

Figure 5

Document Path: Y:\DLA-Norwalk\GIS_Maps\Park_Area_Maps\Fig-5_Site_Layout_With_Excavations_2016-04-07.mxd

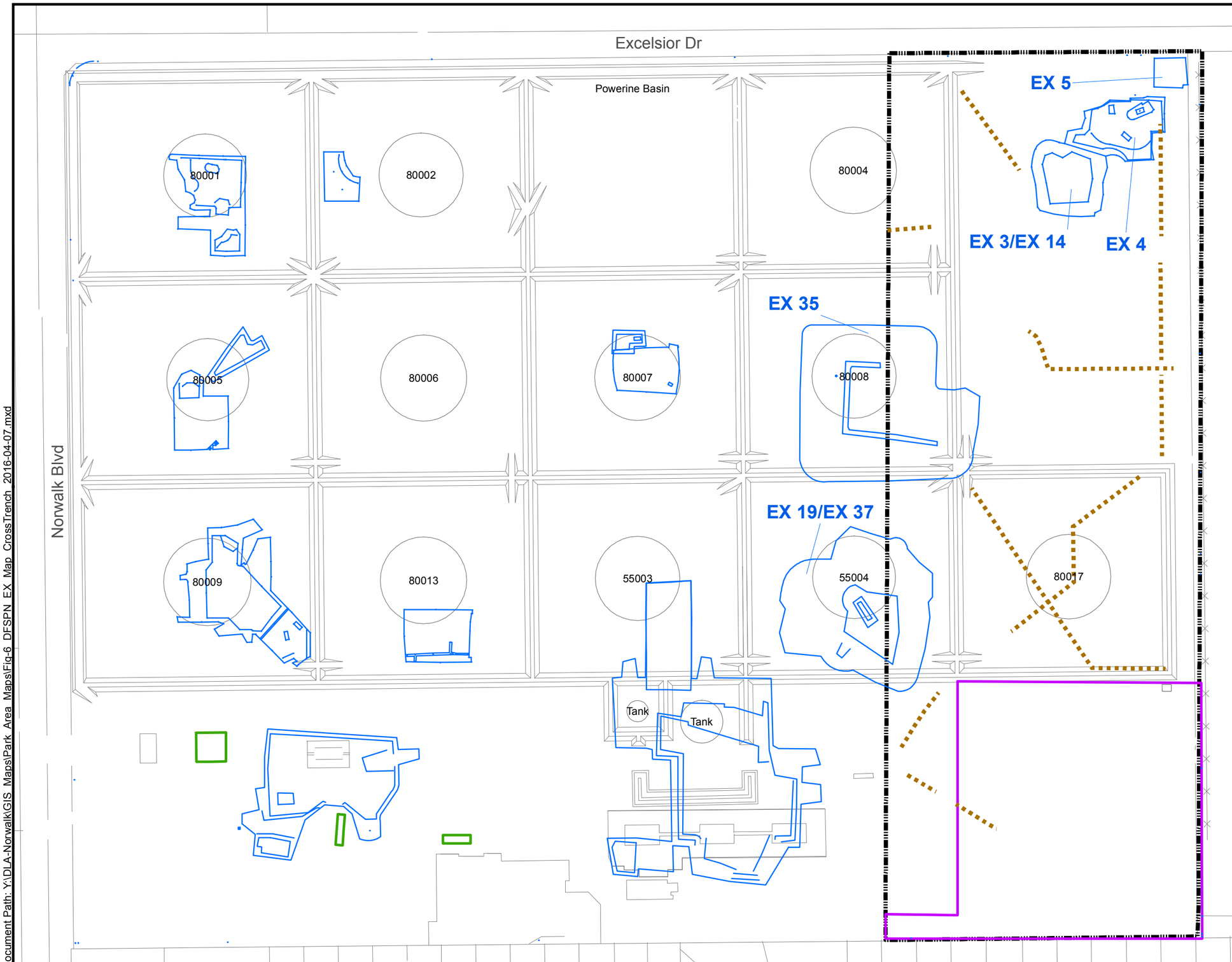

Legend

- Former Above Ground Storage Tanks
- Cross Trenches (Completed by SGI/DLA)
- Excavation Areas
- Buildings
- Kinder-Morgan Conveyance Area (Soil Conceptual Site Model, Parsons, September 4, 2012)
- Surveyed Park Boundary (by Coast Surveying, Inc., October 2015)

N

DFSP Norwalk
15306 Norwalk Boulevard
Norwalk, California

Project Number:	Date:	Drawn By:	Approved By:
04-NDLA-007	04/07/2016	P. W	N. I

0 70 140 280 Feet

EXCAVATION MAP WITH PARK AREA CROSS TRENCHES

SGI environmental THE SOURCE GROUP, INC.
1962 Freeman Avenue
Signal Hill, CA 90755
(562) 597-1055

Figure 6

Document Path: Y:\DLA-Norwalk\GIS_Maps\Park_Area_Maps\Fig-6_DFSPN_EX_Map_CrossTrench_2016-04-07.mxd

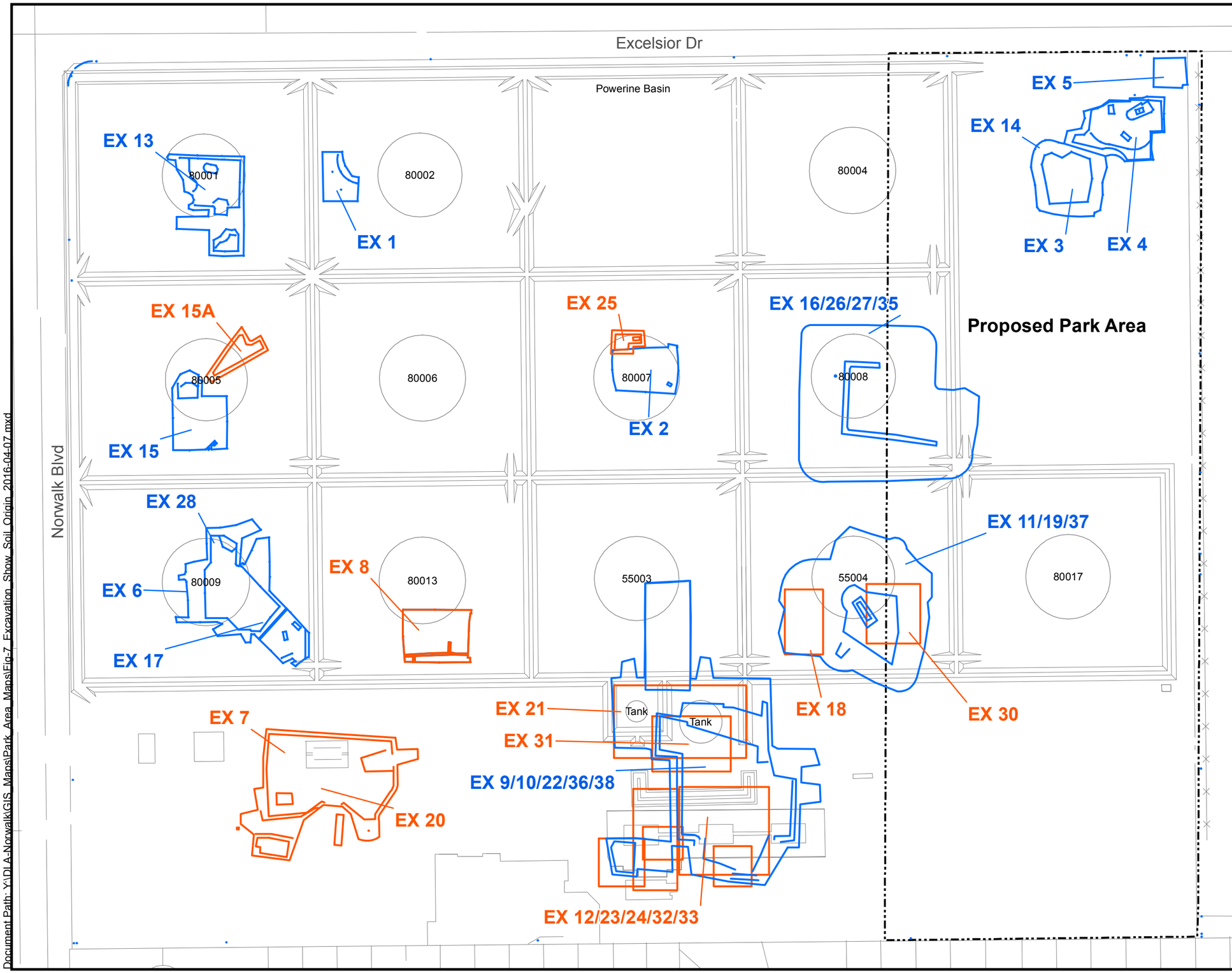

Legend

- Former Above Ground Storage Tanks
- Soil from excavations were fully or partially used as backfill for the proposed park
- Soil from excavations were not used as backfill for the proposed park
- Surveyed Park Boundary (by Coast Surveying, Inc., October 2015)

N

DFSP Norwalk
15306 Norwalk Boulevard
Norwalk, California

Project Number:	Date:	Drawn By:	Approved By:
04-NDLA-007	04/07/2016	A. C	N. I

0 70 140 280 Feet

EXCAVATION MAP WITH PARK AREA BACKFILL ORIGINS

SGI environmental THE SOURCE GROUP, INC.
1962 Freeman Avenue
Signal Hill, CA 90755
(562) 597-1055

Figure 7

Document Path: Y:\DLA-Norwalk\GIS_Maps\Park_Area_Maps\Fig-7_Excavation_Show_Soil_Origin_2016-04-07.mxd

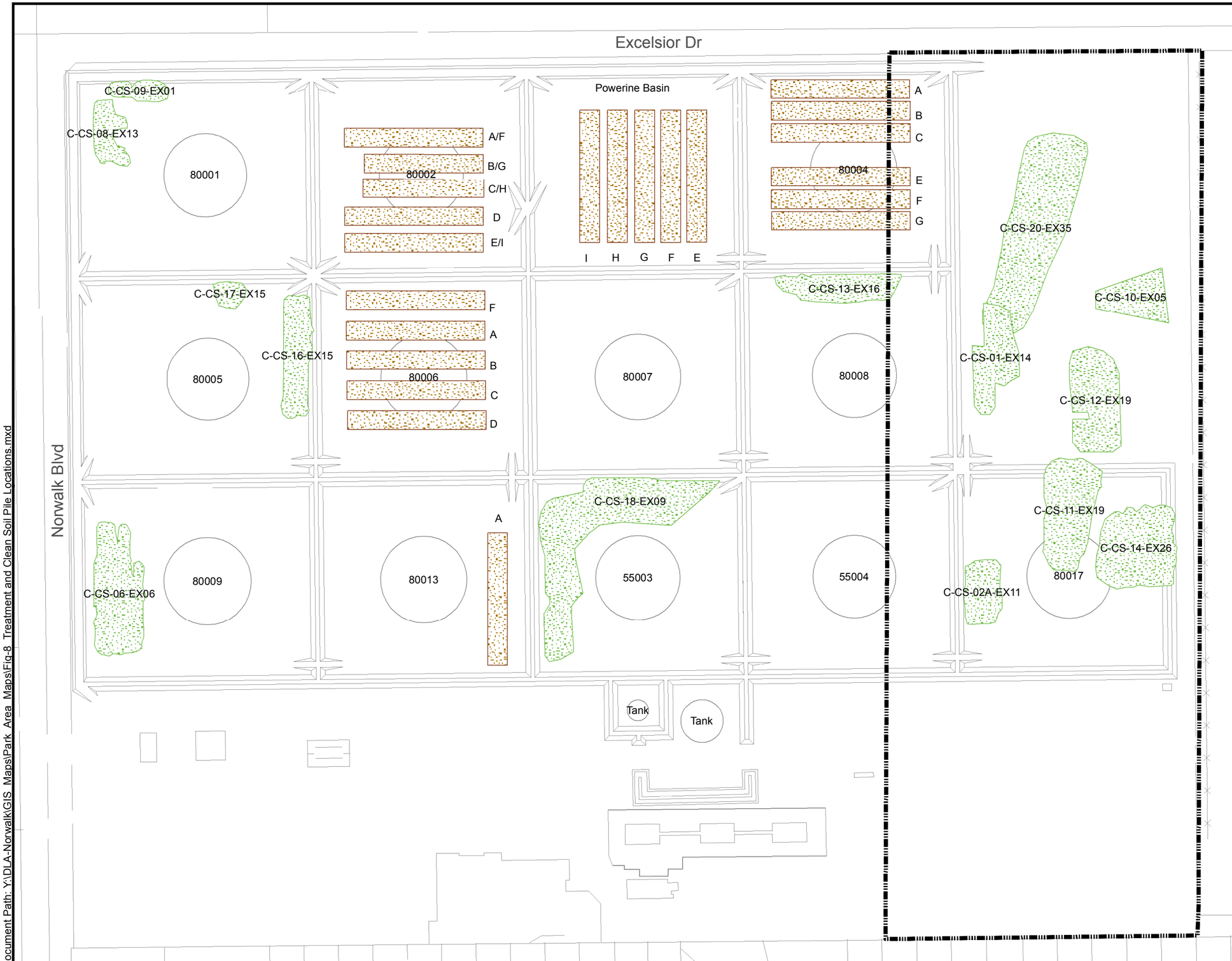

Legend

- Former Above Ground Storage Tanks
- Surveyed Park Boundary (by Coast Surveying, Inc., October 2015)
- Clean Stock Piles that Used to Proposed Park Area
- Treatment Piles that Used to Proposed Park Area

N

DFSP Norwalk
15306 Norwalk Boulevard
Norwalk, California

Project Number:	Date:	Drawn By:	Approved By:
04-NDLA-007	04/07/2016	P. W	N. I

0 70 140 280 Feet

Clean Stockpile and Treatment Stockpile Location

SGI environmental THE SOURCE GROUP, INC.
1962 Freeman Avenue
Signal Hill, CA 90755
(562) 597-1055

Figure 8

Document Path: Y:\DLA-Norwalk\GIS Maps\Park Area Maps\Fig-8 Treatment and Clean Soil Pile Locations.mxd

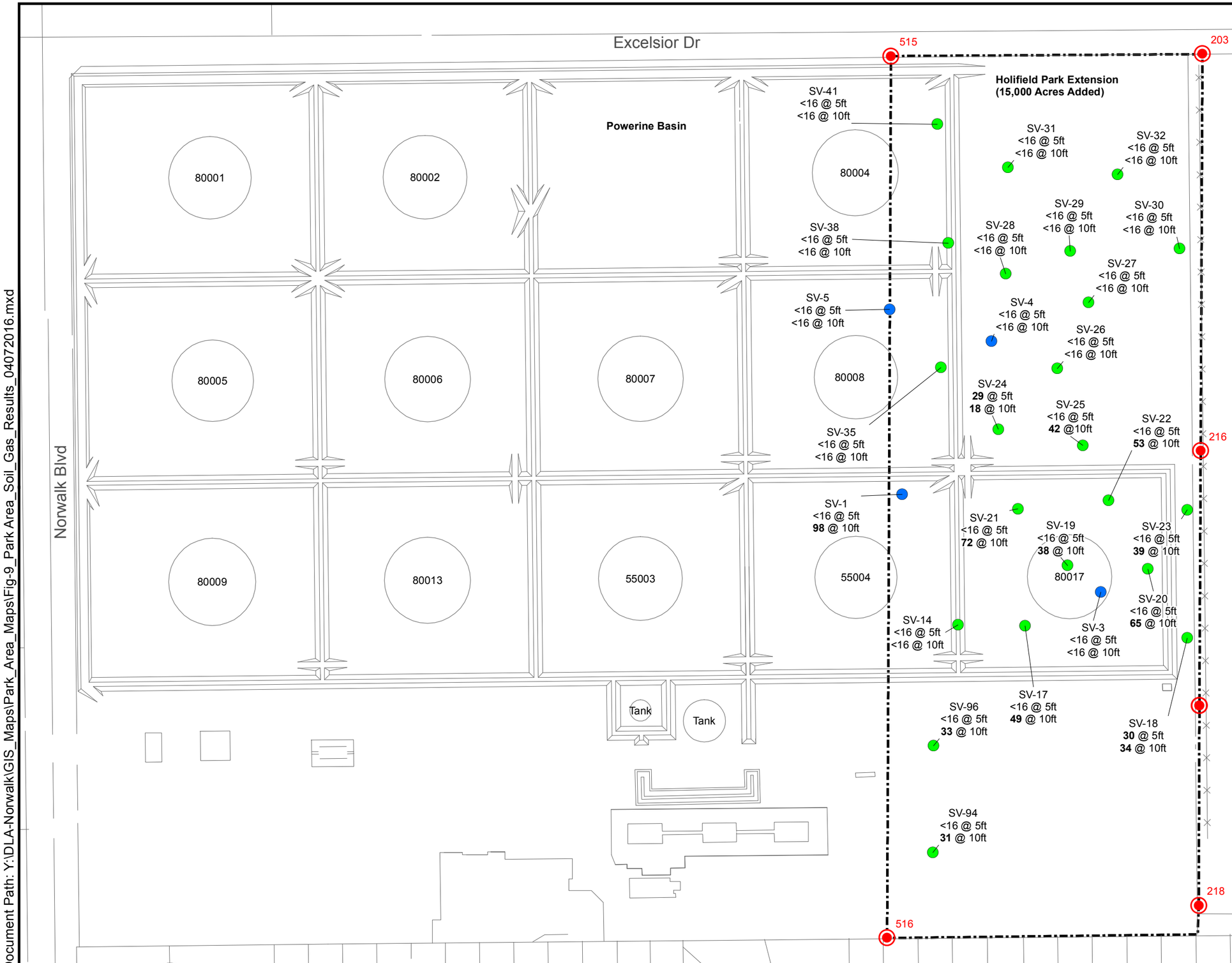

Legend

SV-13 — Proposed Soil Vapor Probe Locations

SV-1 — Soil Vapor Probe Locations (SGI 2015)

Surveyed Park Boundary (by Coast Surveying, Inc., Ocober 2015)

203 — Coast Surveying, Inc. Survey Points (October 2015)

Note

<16 @ 5ft: Concentration of Benzene at 5 feet below ground surface is not detected;

49 @ 10ft: Concentration of Benzene at 10 feet below ground surface is 49 µg/m3.

CHHSLs - Commercial Soil Gas for Benzene = 120 µg/m3

N

DFSP Norwalk
15306 Norwalk Boulevard
Norwalk, California

Project Number:	Date:	Drawn By:	Approved By:
04-NDLA-005	04/07/2016	P. W	N. I

0 70 140 280 Feet

Soil Gas Sampling Results (Park Area)

SGI environmental — THE SOURCE GROUP, INC.
1962 Freeman Avenue
Signal Hill, CA 90755
(562) 597-1055

Figure 9

Document Path: Y:\DLA-Norwalk\GIS_Maps\Park_Area_Maps\Fig-9_Park Area_Soil_Gas_Results_04072016.mxd

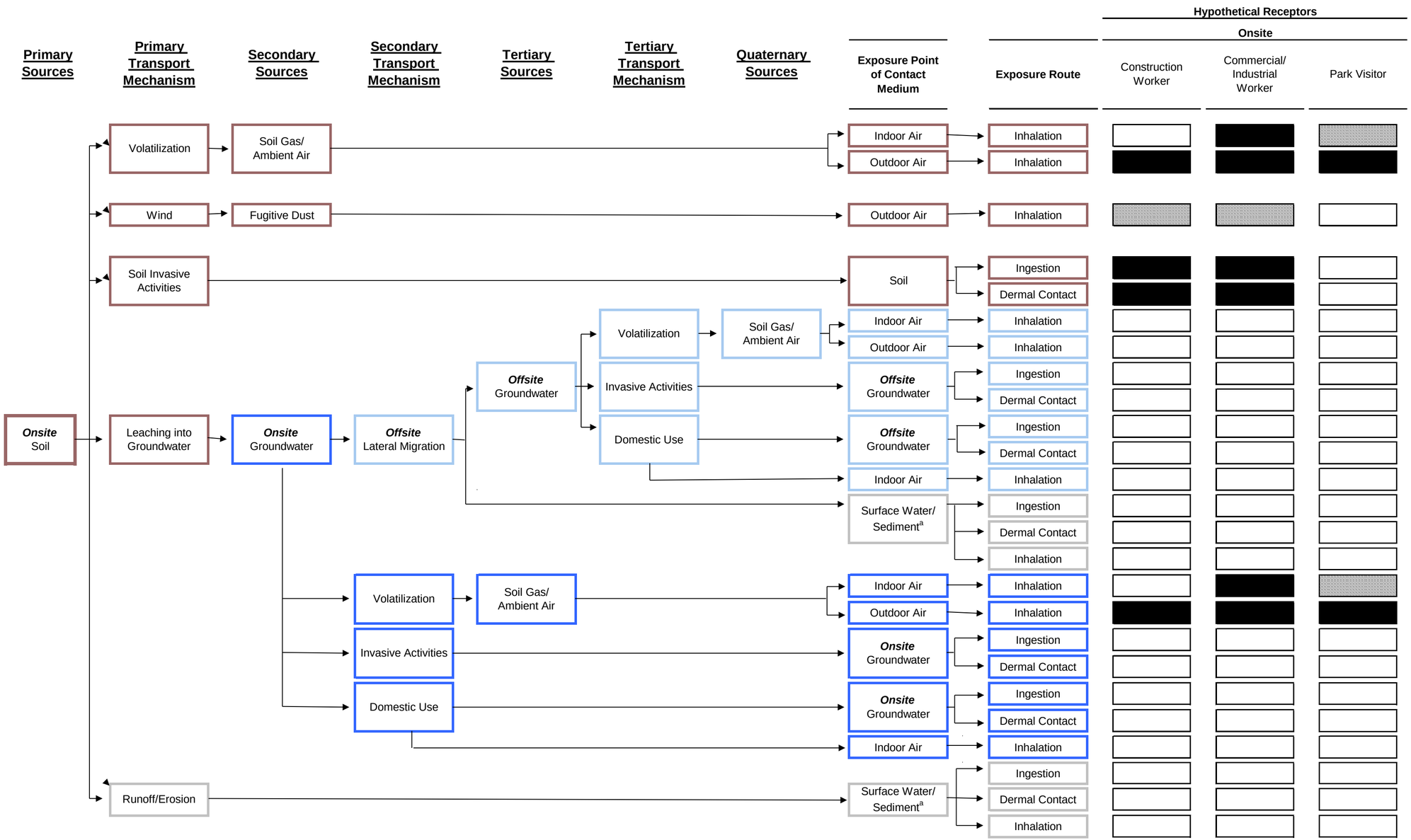

CSM components related to soil.

CSM components related to onsite groundwater.

CSM components related to offsite groundwater.

CSM components related to surface water.

Receptor likely to be exposed via this route, so pathway is considered potentially complete.

Receptor may be exposed via this route, so pathway is considered potentially complete; however, pathway is considered minor.

Pathway is incomplete, no further evaluation required.

[a] The nearest surface water bodies are greater than 2 miles from the Site; therefore, lateral migration of contaminants in groundwater or runoff from the site to surface water was not considered a complete pathway.

DEFENSE FUEL SUPPORT POINT NORWALK
15306 NORWALK BOULEVARD
NORWALK, CALIFORNIA

CONCEPTUAL SITE MODEL

PROJECT NO.	DATE	DRAWN BY	APP. BY
01-NDLA-007	05/28/16	II	II

SGI environmental APEX
1962 FREEMAN AVENUE
SIGNAL HILL, CA 90755

FIGURE 10

TABLES

Table 1

Statistical Summary of Analytical Data and Screening-Level Risk Assessment for Soil (0 to 10 feet bgs)[1]

Defense Fuel Support Point - Norwalk

Norwalk, California

Chemical	Site-Specific Cleanup Goals[2] (mg/kg)	Soil SL[3] (mg/kg)	Number of Samples	Number of Detections	Frequency of Detection	Arithmetic Mean of Detected (mg/kg)	Standard Deviation of Detected (mg/kg)	Minimum Detected Concentration (mg/kg)	Maximum Detected Concentration (mg/kg)	95 Percent Upper Confidence Limit of the Arithmetic Mean (95UCL)[4] (mg/kg)	Soil Exposure Point Concentration[5] EPC_{soil} (mg/kg)	Does EPC_{soil} Exceed Soil SL?
Total Petroleum Hydrocarbons (TPH)												
Carbon Range (C6-C12)	100	100	360	18	5%	4	7	0.55	31	1.0	1.0	No
Carbon Range (C13-C22)	100	230	936	277	30%	30	54	0.55	604	14	14	No
Carbon Range (C23-C32)	1000	5100	936	497	53%	83	112	0.60	1,200	58	58	No
Carbon Range (C33-C44)	---	5100	936	470	50%	76	104	0.55	1,268	51	51	No
Carbon Range (C23-C44)	---	5100	923	498	54%	154	202	1.00	1,710	108	108	No
Volatile Organic Compounds (VOCs)												
Acetone	0.994	0.5	<0.050	<0.050	0%	942.000	51.000	0.054	0.07	0.052	0.052	No
tert-Butyl alcohol (TBA)	0.02	0.075	<0.020	<0.020	0.0%	942.000	NE	0.001	0.023	NE	0.023	No
Ethylbenzene	1.07	1.4	<0.0020	<0.0020	0%	942.0000	10.0000	0.0106	0.0027	0.0020	0.0020	No
Toluene	0.356	2.9	0.0022	0.002	0%	942.0000	98.0000	0.1040	0.0029	0.0021	0.0021	No
1,2,4-Trimethylbenzene	0.12	---	<0.0050	<0.0050	0.0%	942.0000	5.00000	0.0053	0.0053	0.0050	0.0050	No
o-Xylene	---	2.3	<0.0020	<0.0020	0%	942.0000	13.0000	0.0138	0.0066	0.0021	0.0021	No
m,p-Xylenes	---	2.3	<0.0020	<0.0020	0%	942.0000	76.0000	0.0807	0.006	0.0026	0.0026	No
Gasoline Range Organics (GRO)	100	100	<0.50	<0.50	0.0%	942.00	7.00	0.01	0.8	0.50	0.50	No

Notes:

feet bgs = feet below ground surface.
mg/kg = milligrams per kilogram.
NE = Not estimated due to limitations in database (i.e., not detected in more than one sample).
--- = Not available or not applicable.

[1] Represents statistical summary of chemicals detected in one or more samples.
[2] Represents the final site-specific cleanup goals for soil, approved by the RWQCB in their letter entitled *Approval of Modification to Cleanup Goals* , July 16, 2015.
[3] In the absence of a final site-specific cleanup goal, this value represents California Regional Water Quality Control Board (CRWQCB) Environmental Screening Levels for soil (CRWQCB, 2016).
[4] Values are the upper confidence limit on the unknown mean as calculated and recommended by USEPA's ProUCL software. Non-detect results were entered as the detection limit value. UCLs were not calculated for analytes with fewer than five detected concentrations.
[5] Value represents the lesser of the maximum detected concentration and the 95UCL.

Table 2

Statistical Summary of Analytical Data and Screening-Level Risk Assessment for Soil Gas at 5 feet bgs[1]

Defense Fuel Support Point - Norwalk

Norwalk, California

Chemical	Soil Vapor SL Residential[2] ($\mu g/m^3$)	Soil Vapor SL Commercial[2] ($\mu g/m^3$)	Number of Samples	Number of Detections	Frequency of Detection	Arithmetic Mean of Detected ($\mu g/m^3$)	Standard Deviation of Detected ($\mu g/m^3$)	Minimum Detected Concentration ($\mu g/m^3$)	Maximum Detected Concentration ($\mu g/m^3$)	Soil Vapor Exposure Point Concentration[3] EPC_{sv} ($\mu g/m^3$)	Does EPC_{sv} Exceed Soil Vapor SL? ($\mu g/m^3$)
Acetone	16,000,000	140,000,000	29	16	55%	87	43	54	190	54	No
Benzene	48	420	29	3	10%	29	1.0	28	30	28	No
Toluene	160,000	1,300,000	29	6	21%	86	32	40	120	40	No
m,p-Xylene	52,000	440,000	29	3	10%	57	9.0	48	66	48	No

Notes:

feet bgs = feet below ground surface.

$\mu g/m^3$ = micrograms per liter.

NE = Not estimated due to limitations in database (i.e., not detected in more than one sample).

[1] Represents statistical summary of chemicals detected in one or more samples.

[2] Represents California Regional Water Quality Control Board (CRWQCB) Environmental Screening Levels for soil gas (CRWQCB, 2016).

[3] Value represents the maximum detected concentration.

Notes:

CRWQCB. 2016. Environmental Screening Levels (ESLs). Revision 2. February.

Table 3

Statistical Summary of Analytical Data and Screening-Level Risk Assessment for Soil Gas at 10 feet bgs[1]

Defense Fuel Support Point - Norwalk

Norwalk, California

Chemical	Soil Vapor SL Residential[2] (µg/m^3)	Soil Vapor SL Commercial[2] (µg/m^3)	Number of Samples	Number of Detections	Frequency of Detection	Arithmetic Mean of Detected (µg/m^3)	Standard Deviation of Detected (µg/m^3)	Minimum Detected Concentration (µg/m^3)	Maximum Detected Concentration (µg/m^3)	Soil Vapor Exposure Point Concentration[4] EPC_{sv} (µg/m^3)	Does EPC_{sv} Exceed Soil Vapor SL? (µg/m^3)
Acetone	16,000,000	140,000,000	27	17	63%	122	123	49	530	530	No
Benzene	48	420	27	13	48%	47	21	18	98	98	Yes (5)
Toluene	160,000	1,300,000	27	15	56%	180	104	40	390	390	No
Ethylbenzene	560	4,900	27	11	41%	36	14	25	69	69	No
m,p-Xylene	52,000	440,000	27	14	52%	103	65	46	270	270	No
o-Xylene	52,000	440,000	27	10	37%	39	15	28	74	74	No
2-Butanone (MEK)	2,600,000	22,000,000	27	2	7%	74	5	70	77	77	No
4-Ethyltoluene	160,000	1,300,000	27	1	4%	NE	NE	59	59	59	No
(3) 1,2,4-Trimethylbenzene	7,300	62,000	27	1	4%	NE	NE	52	52	52	No

Notes:

feet bgs = feet below ground surface.

µg/m^3 = micrograms per liter.

NE = Not estimated due to limitations in database (i.e., not detected in more than one sample).

[1] Represents statistical summary of chemicals detected in one or more samples.

[2] Represents California Regional Water Quality Control Board (CRWQCB) Environmental Screening Levels for soil gas (CRWQCB, 2016), unless otherwise noted.

[3] A CRWQCB ESL was not available for 1,2,4-trimethylbenzene. California Department of Toxic Substances (DTSC) modified screening levels (2016) and USEPA Regional Screening Levels (2015) have been developed for indoor air, but not soil vapor. The residential and commercial soil vapor screening levels (SLs) are based on applying a DTSC default attenuation factor to the lowest of DTSC and USEPA air screening levels. The resident air SLs and industrial air SLs were divided by DTSC default attenuation factors of 0.002 and 0.001, respectively (DTSC, 2011). The resulting value is the soil vapor SL.

[4] Value represents the maximum detected concentration.

[5] EPC_{sv} exceeds the soil vapor SL for residential land use.

Notes:

CalEPA. 2016. Human Health Risk Assessment Note Number 3: DTSC-modified Screening Levels. Department of Toxic Substances Control. October.

CRWQCB. 2016. Environmental Screening Levels (ESLs). Revision 3. February.

USEPA. 2015. Regional Screening Levels (RSLs). November.

APPENDIX A

ANALYTICAL RESULTS FOR TPH AND VOCS IN SOIL (0 TO 10 FEET BGS)

TABLE A-1
ANALYTICAL RESULTS FOR TPH IN SOIL (0 TO 10 FEET BGS)
Defense Fuel Support Point Norwalk
15306 Norwalk Boulevard, Norwalk, California

Sample ID	Sample Depth	Date Sampled	Gasoline Range Organics (GRO) (mg/kg)	Carbon Range (C6-C12) (mg/kg)	Carbon Range (C13-C22) (mg/kg)	Carbon Range (C23-C32) (mg/kg)	Carbon Range (C33-C44) (mg/kg)	Carbon Range (C23-C44) (mg/kg)
RWQCB Site-Specific Soil Cleanup Goal (0.5 ft below ground surface)			**500**	**500**	**1,000**	**---**	**---**	**10,000**
RWQCB Site-Specific Soil Cleanup Goal (5 ft below ground surface)			**500**	**500**	**1,000**	**---**	**---**	**10,000**
RWQCB Site-Specific Soil Cleanup Goal (10 ft below ground surface)			**100**	**100**	**100**	**---**	**---**	**1,000**
EX-03-E1-1	1	3/19/2015	<0.50	<1.0	**10**	**53**	**28**	**81**
EX-03-E1-3	3	3/19/2015	<0.50	<1.0	**88**	**440**	**158**	**597**
EX-03-E2-1	1	3/19/2015	<0.50	<2.0	**28**	**346**	**178**	**524**
EX-03-E2-3	3	3/19/2015	<0.50	<1.0	<1.0	<1.0	<1.0	<1.0
EX-03-E2-5	5	3/19/2015	<0.50	<1.0	**19**	**53**	**28**	**81**
EX-03-S1-1	1	3/19/2015	<0.50	<1.0	**1.3**	**12**	**13**	**25**
EX-03-S1-3	3	3/19/2015	<0.50	<1.0	<1.0	<1.0	<1.0	<1.0
EX-03-S1-5	5	3/19/2015	<0.50	<1.0	<1.0	<1.0	<1.0	<1.0
EX-03-S2-1	1	3/19/2015	<0.50	<1.0	<1.0	**6.9**	**5.9**	**13**
EX-03-S2-3	3	3/19/2015	<0.50	<1.0	<1.0	<1.0	<1.0	<1.0
EX-03-S2-5	5	3/19/2015	<0.50	<1.0	<1.0	<1.0	<1.0	<1.0
EX-03-W1-1	1	3/19/2015	<0.50	<1.0	<1.0	<1.0	<1.0	<1.0
EX-03-W1-3	3	3/19/2015	<0.50	<1.0	<1.0	**2.4**	<1.0	**2.4**
EX-03-W1-5	5	3/19/2015	<0.50	<1.0	<1.0	<1.0	<1.0	<1.0
EX-03-W2-1	1	3/19/2015	<0.50	<1.0	<1.0	<1.0	<1.0	<1.0
EX-03-W2-3	3	3/19/2015	<0.50	<1.0	<1.0	**3.0**	<1.0	**3**
EX-03-W2-5	5	3/19/2015	<0.50	<1.0	**23**	**112**	**50**	**162**
EX-03-N1-1	1	3/19/2015	<0.50	<1.0	<1.0	**2.3**	<1.0	**2.3**
EX-03-N1-3	3	3/19/2015	<0.50	<1.0	<1.0	<1.0	<1.0	<1.0
EX-03-N1-5	5	3/19/2015	<0.50	<1.0	<1.0	<1.0	<1.0	<1.0
EX-03-N2-1	1	3/19/2015	<0.50	<1.0	**22**	**91**	**64**	**155**
EX-03-N2-3	3	3/19/2015	<0.50	<1.0	<1.0	<1.0	<1.0	<1.0
EX-03-N2-5	5	3/19/2015	<0.50	<1.0	<1.0	<1.0	<1.0	<1.0
EX-03-F1-5	5	3/19/2015	<0.50	<1.0	<1.0	<1.0	**2.4**	**2.4**
EX-03-F2-5	5	3/19/2015	<0.50	<1.0	**7.0**	**47**	**36**	**83**
EX-03-F3-5	5	3/19/2015	<0.50	<1.0	<1.0	<1.0	<1.0	<1.0
EX-03-F4-5	5	3/19/2015	<0.50	<1.0	<1.0	<1.0	<1.0	<1.0
EX-03-F5-5	5	3/19/2015	<0.50	<10	**350**	**1,200**	**510**	**1,710**
EX-03-F6-5	5	3/19/2015	<0.50	<1.0	**76**	**285**	**111**	**396**
EX-4-E1-1	1	4/7/2015	<0.50	<1.0	<1.0	**2.5**	<1.0	<1.0
EX-4-E1-3	3	4/7/2015	<0.50	<1.0	<1.0	<1.0	<1.0	<1.0
EX-4-E1-5	5	4/7/2015	<0.50	<1.0	<1.0	**1.2**	<1.0	<1.0
EX-4-E2-3	3	4/7/2015	<0.50	<1.0	<1.0	<1.0	<1.0	<1.0
EX-4-E2-5	5	4/7/2015	<0.50	<1.0	<1.0	<1.0	<1.0	<1.0
EX-4-E3-1	1	4/7/2015	<0.50	<1.0	<1.0	**1.8**	<1.0	<1.0
EX-4-E3-3	3	4/7/2015	<0.50	<1.0	<1.0	**8.0**	**31**	**39**
EX-4-E3-5	5	4/7/2015	<0.50	<1.0	<1.0	<1.0	<1.0	<1.0
EX-4-E4-1	1	4/7/2015	<0.50	<1.0	<1.0	**2.7**	<1.0	<1.0
EX-4-E4-3	3	4/7/2015	<0.50	<1.0	<1.0	<1.0	<1.0	<1.0
EX-4-E4-5	5	4/7/2015	<0.50	<1.0	<1.0	**2.8**	<1.0	<1.0
EX-4-F1-5	5	4/8/2015	<0.50	<1.0	<1.0	<1.0	<1.0	<1.0

TABLE A-1
ANALYTICAL RESULTS FOR TPH IN SOIL (0 TO 10 FEET BGS)
Defense Fuel Support Point Norwalk
15306 Norwalk Boulevard, Norwalk, California

Sample ID	Sample Depth	Date Sampled	Gasoline Range Organics (GRO) (mg/kg)	Carbon Range (C6-C12) (mg/kg)	Carbon Range (C13-C22) (mg/kg)	Carbon Range (C23-C32) (mg/kg)	Carbon Range (C33-C44) (mg/kg)	Carbon Range (C23-C44) (mg/kg)
RWQCB Site-Specific Soil Cleanup Goal (0.5 ft below ground surface)			**500**	**500**	**1,000**	**---**	**---**	**10,000**
RWQCB Site-Specific Soil Cleanup Goal (5 ft below ground surface)			**500**	**500**	**1,000**	**---**	**---**	**10,000**
RWQCB Site-Specific Soil Cleanup Goal (10 ft below ground surface)			**100**	**100**	**100**	**---**	**---**	**1,000**
EX-4-F3-5	5	4/8/2015	<0.50	**0.60**	**17**	**62**	**26**	**88**
EX-4-F4-8-JD *	8	7/1/2015	<0.50	**---**	<10	<10	<10	**---**
EX-4-F5-5	5	4/8/2015	<0.50	<1.0	**7.1**	**4.7**	<1.0	<1.0
EX-4-F6-5	5	4/8/2015	<0.50	**0.70**	**604**	**953**	**370**	**1,322**
EX-4-F7-5	5	4/8/2015	<0.50	**1.8**	**99**	**215**	**61**	**276**
EX-4-F8-5	5	4/8/2015	<0.50	<1.0	<1.0	<1.0	<1.0	<1.0
EX-4-F9-5	5	4/8/2015	<0.50	<1.0	**83**	**235**	**121**	**355**
EX-04-F10-12 *	10	7/1/2015	<0.50	**---**	<10	<10	<10	**---**
EX-4-N1-1	1	4/7/2015	<0.50	**0.55**	**30**	**363**	**481**	**844**
EX-4-N1-3	3	4/7/2015	<0.50	<1.0	<1.0	<1.0	<1.0	<1.0
EX-4-N1-5	5	4/7/2015	<0.50	<1.0	**5.2**	**95**	**228**	**323**
EX-4-N2-1	1	4/7/2015	<0.50	**0.95**	**201**	**599**	**260**	**858**
EX-4-N2-3	3	4/7/2015	<0.50	<1.0	<1.0	<1.0	<1.0	<1.0
EX-4-N2-5	5	4/7/2015	<0.50	<1.0	<1.0	<1.0	<1.0	<1.0
EX-4-N3-3	3	4/7/2015	<0.50	<1.0	<1.0	<1.0	<1.0	<1.0
EX-4-N3-5	5	4/7/2015	<0.50	<1.0	<1.0	<1.0	<1.0	<1.0
EX-4-N4-1	1	4/7/2015	<0.50	<1.0	**3.7**	**95**	**45**	**140**
EX-4-N4-3	3	4/7/2015	<0.50	<1.0	<1.0	<1.0	<1.0	<1.0
EX-4-N4-5	5	4/7/2015	<0.50	<1.0	<1.0	<1.0	<1.0	<1.0
EX-4-S1-3	3	4/7/2015	<0.50	<1.0	<1.0	<1.0	<1.0	<1.0
EX-4-S1-5	5	4/7/2015	<0.50	<1.0	<1.0	<1.0	<1.0	<1.0
EX-4-S2-1	1	4/7/2015	<0.50	<1.0	**1.8**	**43**	**15**	**58**
EX-4-S2-3	3	4/7/2015	<0.50	<1.0	<1.0	<1.0	<1.0	<1.0
EX-4-S2-5	5	4/7/2015	<0.50	<1.0	<1.0	<1.0	<1.0	<1.0
EX-4-S3-1	1	4/7/2015	<0.50	<1.0	<1.0	**1.4**	<1.0	<1.0
EX-4-S3-3	3	4/7/2015	<0.50	<1.0	**78**	**414**	**479**	**892**
EX-4-S3-5	5	4/7/2015	<0.50	<1.0	**9.6**	**81**	**2.0**	**83**
EX-4-W1-1	1	4/7/2015	<0.50	**4.7**	**168**	**194**	**214**	**408**
EX-4-W1-3	3	4/7/2015	<0.50	<1.0	**2.9**	**49**	**29**	**78**
EX-4-W1-5	5	4/7/2015	<0.50	<1.0	**10**	**66**	**32**	**98**
EX-4-W2-1	1	4/7/2015	<0.50	<1.0	**4.7**	**119**	**293**	**412**
EX-4-W2-3	3	4/7/2015	<0.50	<1.0	**16**	**137**	**204**	**340**
EX-4-W3-1	1	4/7/2015	<0.50	**5.0**	**211**	**569**	**1,040**	**1,609**
EX-4-W3-5	5	4/7/2015	**0.91**	**9.4**	**116**	**306**	**296**	**601**
EX-4-W4-1	1	4/7/2015	<0.50	<1.0	**95**	**457**	**291**	**748**
EX-4-W4-3	3	4/7/2015	<0.50	<1.0	<1.0	<1.0	<1.0	<1.0
EX-4-W4-5	5	4/7/2015	<0.50	<5.0	**5.5**	**382**	**1,268**	**1,650**
EX-04-F2-12 *	2	7/1/2015	<0.50	**---**	<10	<10	<10	**---**
EX-4-E2-1-JD *	2	7/1/2015	<0.50	**---**	**---**	**---**	**---**	**---**
EX-4-F10-8-JD *	8	7/1/2015	<0.50	**---**	<10	<10	<10	**---**
EX-4-F11-5-JD *	5	7/1/2015	<0.50	**---**	<10	<10	<10	**---**

TABLE A-1
ANALYTICAL RESULTS FOR TPH IN SOIL (0 TO 10 FEET BGS)
Defense Fuel Support Point Norwalk
15306 Norwalk Boulevard, Norwalk, California

Sample ID	Sample Depth	Date Sampled	Gasoline Range Organics (GRO) (mg/kg)	Carbon Range (C6-C12) (mg/kg)	Carbon Range (C13-C22) (mg/kg)	Carbon Range (C23-C32) (mg/kg)	Carbon Range (C33-C44) (mg/kg)	Carbon Range (C23-C44) (mg/kg)
RWQCB Site-Specific Soil Cleanup Goal (0.5 ft below ground surface)			**500**	**500**	**1,000**	**---**	**---**	**10,000**
RWQCB Site-Specific Soil Cleanup Goal (5 ft below ground surface)			**500**	**500**	**1,000**	**---**	**---**	**10,000**
RWQCB Site-Specific Soil Cleanup Goal (10 ft below ground surface)			**100**	**100**	**100**	**---**	**---**	**1,000**
EX-4-F2-5-JD *	5	7/1/2015	<0.50	---	---	---	---	---
EX-4-N3-3-JD *	3	7/1/2015	<0.50	---	<10	<10	<10	---
EX-4-S1-1-JD *	1	7/1/2015	<0.50	---	---	---	---	---
EX-4-W3-1-JD *	1	7/1/2015	<0.50	---	---	---	---	---
EX-4-W3-5-JD *	5	7/1/2015	<0.50	---	---	---	---	---
EX-5-E1-1	1	4/8/2015	<0.50	<1.0	**22**	**121**	**115**	**236**
EX-5-E1-3	3	4/8/2015	<0.50	<1.0	**34**	**261**	**325**	**586**
EX-5-E1-5	5	4/8/2015	<0.50	<1.0	**4.8**	**52**	**38**	**90**
EX-5-E2-1	1	4/8/2015	<0.50	<1.0	**5.3**	**85**	**147**	**232**
EX-5-E2-3	3	4/8/2015	<0.50	<1.0	<1.0	<1.0	<1.0	<1.0
EX-5-E2-5	5	4/8/2015	<0.50	<1.0	<1.0	<1.0	<1.0	<1.0
EX-5-F1-5	5	4/8/2015	<0.50	<1.0	<1.0	<1.0	<1.0	<1.0
EX-5-F2-5	5	4/8/2015	<0.50	<1.0	<1.0	**1.3**	<1.0	<1.0
EX-5-F3-5	5	4/8/2015	<0.50	<1.0	<1.0	<1.0	<1.0	<1.0
EX-5-N1-1	1	4/8/2015	<0.50	<1.0	**50**	**276**	**180**	**456**
EX-5-N1-3	3	4/8/2015	<0.50	<1.0	<1.0	<1.0	<1.0	<1.0
EX-5-N1-5	5	4/8/2015	<0.50	<1.0	**3.7**	**31.5**	**24**	**55**
EX-5-N2-1	1	4/8/2015	<0.50	<1.0	**3.3**	**48**	**67**	**115**
EX-5-N2-3	3	4/8/2015	<0.50	<1.0	<1.0	**16**	**8.0**	**24**
EX-5-N2-5	5	4/8/2015	<0.50	<1.0	<1.0	<1.0	<1.0	<1.0
EX-5-N3-1	1	4/8/2015	<0.50	<1.0	**15**	**112**	**96**	**208**
EX-5-N3-3	3	4/8/2015	<0.50	<1.0	**21**	**125**	**73**	**197**
EX-5-N3-5	5	4/8/2015	<0.50	<1.0	**14**	**106**	**87**	**193**
EX-5-S1-1	1	4/8/2015	<0.50	<1.0	<1.0	**1.7**	<1.0	<1.0
EX-5-S1-3	3	4/8/2015	<0.50	<1.0	<1.0	<1.0	<1.0	<1.0
EX-5-S1-5	5	4/8/2015	<0.50	<1.0	<1.0	<1.0	<1.0	<1.0
EX-5-S2-1	1	4/8/2015	<0.50	<1.0	<1.0	**14**	**16**	**30**
EX-5-S2-3	3	4/8/2015	<0.50	<1.0	<1.0	<1.0	<1.0	<1.0
EX-5-S2-5	5	4/8/2015	<0.50	<1.0	<1.0	<1.0	<1.0	<1.0
EX-5-W1-1	1	4/8/2015	<0.50	<1.0	**23**	**285**	**320**	**604**
EX-5-W1-3	3	4/8/2015	<0.50	<1.0	<1.0	<1.0	<1.0	<1.0
EX-5-W1-5	5	4/8/2015	<0.50	<1.0	**7.5**	**151**	**151**	**302**
EX-5-E1-3-JD *	3	7/1/2015	<0.50	---	---	---	---	---
EX-5-F4-5 *	5	7/1/2015	<0.50	---	<10	<10	<10	---
EX-5-N1-3-JD *	3	7/1/2015	<0.50	---	<10	<10	<10	---
EX-5-S1-3-JD *	3	7/1/2015	<0.50	---	<10	<10	<10	---
EX-5-W1-1-JD *	1	7/1/2015	<0.50	---	---	---	---	---
EX-14-E1-1	1	3/25/2015	<0.50	<1.0	<1.0	<1.0	<1.0	<1.0
EX-14-E1-3	3	3/25/2015	<0.50	<1.0	<1.0	<1.0	<1.0	<1.0
EX-14-E1-5	5	3/25/2015	<0.50	<1.0	<1.0	<1.0	<1.0	<1.0
EX-14-E1-8	8	3/25/2015	<0.50	<1.0	<1.0	<1.0	<1.0	<1.0

TABLE A-1
ANALYTICAL RESULTS FOR TPH IN SOIL (0 TO 10 FEET BGS)
Defense Fuel Support Point Norwalk
15306 Norwalk Boulevard, Norwalk, California

Sample ID	Sample Depth	Date Sampled	Gasoline Range Organics (GRO) (mg/kg)	Carbon Range (C6-C12) (mg/kg)	Carbon Range (C13-C22) (mg/kg)	Carbon Range (C23-C32) (mg/kg)	Carbon Range (C33-C44) (mg/kg)	Carbon Range (C23-C44) (mg/kg)
RWQCB Site-Specific Soil Cleanup Goal (0.5 ft below ground surface)			**500**	**500**	**1,000**	**---**	**---**	**10,000**
RWQCB Site-Specific Soil Cleanup Goal (5 ft below ground surface)			**500**	**500**	**1,000**	**---**	**---**	**10,000**
RWQCB Site-Specific Soil Cleanup Goal (10 ft below ground surface)			**100**	**100**	**100**	**---**	**---**	**1,000**
EX-14-E1-10	10	3/25/2015	<0.50	<1.0	<1.0	<1.0	<1.0	<1.0
EX-14-E2-1	1	3/25/2015	<0.50	<1.0	<1.0	<1.0	<1.0	<1.0
EX-14-E2-3	3	3/25/2015	<0.50	<1.0	<1.0	<1.0	<1.0	<1.0
EX-14-E2-5	5	3/25/2015	<0.50	<1.0	<1.0	<1.0	<1.0	<1.0
EX-14-E2-8	8	3/25/2015	<0.50	<1.0	<1.0	<1.0	<1.0	<1.0
EX-14-E2-10	10	3/25/2015	<0.50	<1.0	<1.0	<1.0	<1.0	<1.0
EX-14-E3-1	1	3/25/2015	<0.50	<1.0	<1.0	**2.7**	<1.0	<1.0
EX-14-E3-3	3	3/25/2015	<0.50	<1.0	<1.0	<1.0	<1.0	<1.0
EX-14-E3-5	5	3/25/2015	<0.50	<1.0	<1.0	<1.0	<1.0	<1.0
EX-14-E3-8	8	3/25/2015	<0.50	<1.0	<1.0	<1.0	<1.0	<1.0
EX-14-E3-10	10	3/25/2015	<0.50	<1.0	<1.0	<1.0	<1.0	<1.0
EX-14-E4-1	1	3/25/2015	<0.50	<1.0	<1.0	<1.0	<1.0	<1.0
EX-14-E4-3	3	3/25/2015	<0.50	<1.0	**0.65**	**8.5**	**5.2**	**14**
EX-14-E4-5	5	3/25/2015	<0.50	<1.0	<1.0	<1.0	<1.0	<1.0
EX-14-E4-8	8	3/25/2015	<0.50	<1.0	<1.0	<1.0	<1.0	<1.0
EX-14-E4-10	10	3/25/2015	<0.50	<1.0	<1.0	<1.0	<1.0	<1.0
EX-14-E5-1	1	3/25/2015	<0.50	<1.0	<1.0	**1.7**	<1.0	<1.0
EX-14-E5-3	3	3/25/2015	<0.50	<1.0	<1.0	**2.8**	**2.1**	**4.8**
EX-14-E5-5	5	3/25/2015	<0.50	<1.0	<1.0	<1.0	<1.0	<1.0
EX-14-E5-8	8	3/25/2015	<0.50	<1.0	<1.0	<1.0	<1.0	<1.0
EX-14-E5-10	10	3/25/2015	<0.50	<1.0	<1.0	<1.0	<1.0	<1.0
EX-14-N1-1	1	3/25/2015	<0.50	<1.0	<1.0	<1.0	<1.0	<1.0
EX-14-N1-3	3	3/25/2015	<0.50	<1.0	<1.0	<1.0	<1.0	<1.0
EX-14-N1-5	5	3/25/2015	<0.50	<1.0	<1.0	<1.0	<1.0	<1.0
EX-14-N1-8	8	3/25/2015	<0.50	<1.0	<1.0	<1.0	<1.0	<1.0
EX-14-N1-10	10	3/25/2015	<0.50	<1.0	<1.0	<1.0	<1.0	<1.0
EX-14-N2-1	1	3/25/2015	<0.50	<1.0	<1.0	<1.0	<1.0	<1.0
EX-14-N2-3	3	3/25/2015	<0.50	**3.2**	**8.3**	**25**	**47**	**72**
EX-14-N2-5	5	3/25/2015	<0.50	<1.0	<1.0	<1.0	<1.0	<1.0
EX-14-N2-8	8	3/25/2015	<0.50	<1.0	<1.0	<1.0	<1.0	<1.0
EX-14-N2-10	10	3/25/2015	<0.50	<1.0	<1.0	<1.0	<1.0	<1.0
EX-14-N3-1	1	3/25/2015	<0.50	<1.0	**0.55**	**12**	**38**	**50**
EX-14-N3-3	3	3/25/2015	<0.50	<1.0	<1.0	<1.0	<1.0	<1.0
EX-14-N3-5	5	3/25/2015	<0.50	<1.0	<1.0	<1.0	<1.0	<1.0
EX-14-N3-8	8	3/25/2015	<0.50	<1.0	<1.0	<1.0	<1.0	<1.0
EX-14-N3-10	10	3/25/2015	<0.50	<1.0	<1.0	<1.0	<1.0	<1.0
EX-14-N4-1	1	3/25/2015	<0.50	<1.0	<1.0	**7.1**	**37**	**44**
EX-14-N4-3	3	3/25/2015	<0.50	<1.0	<1.0	**6.6**	**37**	**44**
EX-14-N4-5	5	3/25/2015	<0.50	<1.0	<1.0	<1.0	<1.0	<1.0
EX-14-N4-8	8	3/25/2015	<0.50	<1.0	<1.0	<1.0	<1.0	<1.0
EX-14-N4-10	10	3/25/2015	<0.50	<1.0	<1.0	<1.0	<1.0	<1.0

TABLE A-1
ANALYTICAL RESULTS FOR TPH IN SOIL (0 TO 10 FEET BGS)
Defense Fuel Support Point Norwalk
15306 Norwalk Boulevard, Norwalk, California

Sample ID	Sample Depth	Date Sampled	Gasoline Range Organics (GRO) (mg/kg)	Carbon Range (C6-C12) (mg/kg)	Carbon Range (C13-C22) (mg/kg)	Carbon Range (C23-C32) (mg/kg)	Carbon Range (C33-C44) (mg/kg)	Carbon Range (C23-C44) (mg/kg)
RWQCB Site-Specific Soil Cleanup Goal (0.5 ft below ground surface)			**500**	**500**	**1,000**	**---**	**---**	**10,000**
RWQCB Site-Specific Soil Cleanup Goal (5 ft below ground surface)			**500**	**500**	**1,000**	**---**	**---**	**10,000**
RWQCB Site-Specific Soil Cleanup Goal (10 ft below ground surface)			**100**	**100**	**100**	**---**	**---**	**1,000**
EX-14-S1-1	1	3/25/2015	<0.50	<1.0	<1.0	**5.1**	**8.6**	**14**
EX-14-S1-3	3	3/25/2015	<0.50	<1.0	<1.0	<1.0	<1.0	<1.0
EX-14-S1-5	5	3/25/2015	<0.50	<1.0	<1.0	**2.8**	**0.55**	**3.3**
EX-14-S1-8	8	3/25/2015	<0.50	<1.0	<1.0	<1.0	<1.0	<1.0
EX-14-S1-10	10	3/25/2015	<0.50	<1.0	<1.0	<1.0	<1.0	<1.0
EX-14-S2-1	1	3/25/2015	<0.50	<1.0	<1.0	**6.0**	**3.0**	**9.0**
EX-14-S2-3	3	3/25/2015	<0.50	<1.0	<1.0	<1.0	<1.0	<1.0
EX-14-S2-5	5	3/25/2015	<0.50	<1.0	<1.0	<1.0	<1.0	<1.0
EX-14-S2-8	8	3/25/2015	<0.50	<1.0	<1.0	<1.0	<1.0	<1.0
EX-14-S2-10	10	3/25/2015	<0.50	<1.0	<1.0	<1.0	<1.0	<1.0
EX-14-S3-1	1	3/25/2015	<0.50	<1.0	<1.0	<1.0	<1.0	<1.0
EX-14-S3-3	3	3/25/2015	<0.50	<1.0	<1.0	<1.0	<1.0	<1.0
EX-14-S3-5	5	3/25/2015	<0.50	<1.0	<1.0	<1.0	<1.0	<1.0
EX-14-S3-8	8	3/25/2015	<0.50	<1.0	<1.0	<1.0	<1.0	<1.0
EX-14-S3-10	10	3/25/2015	<0.50	<1.0	<1.0	<1.0	<1.0	<1.0
EX-14-W1-1	1	3/25/2015	<0.50	<1.0	<1.0	**1.3**	**4.6**	**5.9**
EX-14-W1-3	3	3/25/2015	<0.50	<1.0	<1.0	<1.0	<1.0	<1.0
EX-14-W1-5	5	3/25/2015	<0.50	<1.0	<1.0	<1.0	<1.0	<1.0
EX-14-W1-8	8	3/25/2015	<0.50	<1.0	<1.0	<1.0	<1.0	<1.0
EX-14-W1-10	10	3/25/2015	<0.50	<1.0	<1.0	<1.0	<1.0	<1.0
EX-14-W2-1	1	3/25/2015	<0.50	<1.0	<1.0	<1.0	<1.0	<1.0
EX-14-W2-5	5	3/25/2015	<0.50	**0.75**	**52**	**103**	**81**	**183**
EX-14-W2-8	8	3/25/2015	<0.50	<1.0	<1.0	<1.0	<1.0	<1.0
EX-14-W2-10	10	3/25/2015	<0.50	<1.0	<1.0	<1.0	<1.0	<1.0
EX-14-W3-1	1	3/25/2015	<0.50	<1.0	**47**	**89**	**122**	**211**
EX-14-W3-3	3	3/25/2015	<0.50	<1.0	<1.0	<1.0	<1.0	<1.0
EX-14-W3-5	5	3/25/2015	<0.50	<1.0	<1.0	<1.0	<1.0	<1.0
EX-14-W3-8	8	3/25/2015	<0.50	<1.0	<1.0	<1.0	<1.0	<1.0
EX-14-W3-10	10	3/25/2015	<0.50	<1.0	<1.0	<1.0	<1.0	<1.0
EX-14-B10-10	10	3/27/2015	<0.50	<1.0	<1.0	<1.0	<1.0	<1.0
EX-14-B1-10	10	3/27/2015	<0.50	<1.0	<1.0	<1.0	<1.0	<1.0
EX-14-B2-10	10	3/27/2015	<0.50	<1.0	<1.0	<1.0	<1.0	<1.0
EX-14-B3-10	10	3/27/2015	<0.50	<1.0	<1.0	<1.0	<1.0	<1.0
EX-14-B4-10	10	3/27/2015	<0.50	<1.0	<1.0	<1.0	<1.0	<1.0
EX-14-B5-10	10	3/27/2015	<0.50	<1.0	<1.0	<1.0	<1.0	<1.0
EX-14-B6-10	10	3/27/2015	<0.50	<1.0	<1.0	<1.0	<1.0	<1.0
EX-14-B7-10	10	3/27/2015	<0.50	<1.0	<1.0	<1.0	<1.0	<1.0
EX-14-B8-10	10	3/27/2015	<0.50	<1.0	**12**	**18**	**2.7**	**20**
EX-14-B9-10	10	3/27/2015	<0.50	<1.0	<1.0	<1.0	<1.0	<1.0
EX-14-B11-10 *	10	7/1/2015	<0.50	---	<10	<10	<10	---
EX-14-B12-10 *	10	7/1/2015	<0.50	---	<10	<10	<10	---

TABLE A-1
ANALYTICAL RESULTS FOR TPH IN SOIL (0 TO 10 FEET BGS)
Defense Fuel Support Point Norwalk
15306 Norwalk Boulevard, Norwalk, California

Sample ID	Sample Depth	Date Sampled	Gasoline Range Organics (GRO) (mg/kg)	Carbon Range (C6-C12) (mg/kg)	Carbon Range (C13-C22) (mg/kg)	Carbon Range (C23-C32) (mg/kg)	Carbon Range (C33-C44) (mg/kg)	Carbon Range (C23-C44) (mg/kg)
RWQCB Site-Specific Soil Cleanup Goal (0.5 ft below ground surface)			**500**	**500**	**1,000**	**---**	**---**	**10,000**
RWQCB Site-Specific Soil Cleanup Goal (5 ft below ground surface)			**500**	**500**	**1,000**	**---**	**---**	**10,000**
RWQCB Site-Specific Soil Cleanup Goal (10 ft below ground surface)			**100**	**100**	**100**	**---**	**---**	**1,000**
EX-14-E1-3-JD *	3	7/1/2015	<0.50	---	---	---	---	---
EX-14-E5-1-JD *	1	7/1/2015	<0.50	---	---	---	---	---
EX-14-N1-1-JD *	1	7/1/2015	<0.50	---	---	---	---	---
EX-14-S1-5-JD *	5	7/1/2015	<0.50	---	<10	<10	<10	---
EX-14-S3-8-JD *	8	7/1/2015	<0.50	---	---	---	---	---
EX-14-W1-8-JD *	8	7/1/2015	<0.50	---	<10	**55**	**55**	---
EX-14-W2-3-JD *	3	7/1/2015	<0.50	---	---	---	---	---
EX-35-N1-3	3	10/20/2015	<0.50	---	<10	**23**	**24**	**47**
EX-35-N1-6	6	10/20/2015	<0.50	---	<10	<10	<10	<10
EX-35-N1-9	9	10/20/2015	<0.50	---	**27**	**240**	**180**	**420**
EX-35-N2-3	3	10/20/2015	<0.50	---	<10	<10	<10	<10
EX-35-N2-6	6	10/20/2015	<0.50	---	<10	<10	<10	<10
EX-35-N2-9	9	10/20/2015	<0.50	---	<10	<10	<10	<10
EX-35-N3-3	3	10/20/2015	<0.50	---	**12**	**63**	**54**	**117**
EX-35-N3-6	6	10/20/2015	<0.50	---	<10	<10	<10	<10
EX-35-N3-9	9	10/20/2015	<0.50	---	<10	<10	<10	<10
EX-35-N4-3	3	10/20/2015	<0.50	---	<10	<10	<10	<10
EX-35-N4-6	6	10/20/2015	<0.50	---	<10	<10	<10	<10
EX-35-N4-9	9	10/20/2015	<0.50	---	<10	<10	<10	<10
EX-35-N5-3	3	10/20/2015	<0.50	---	<10	<10	<10	<10
EX-35-N5-6	6	10/20/2015	<0.50	---	<10	<10	<10	<10
EX-35-N5-9	9	10/20/2015	<0.50	---	<10	<10	<10	<10
EX-35-N6-3	3	10/20/2015	<0.50	---	<10	<10	<10	<10
EX-35-N6-6	6	10/20/2015	<0.50	---	<10	<10	<10	<10
EX-35-N6-9	9	10/20/2015	<0.50	---	<10	<10	<10	<10
EX-35-N7-3	3	10/20/2015	<0.50	---	<10	<10	<10	<10
EX-35-N7-6	6	10/20/2015	<0.50	---	<10	<10	<10	<10
EX-35-N7-9	9	10/20/2015	<0.50	---	<10	<10	<10	<10
EX-35-N8-3	3	10/20/2015	<0.50	---	<10	<10	<10	<10
EX-35-N8-6	6	10/20/2015	<0.50	---	<10	<10	<10	<10
EX-35-N8-9	9	10/20/2015	<0.50	---	<10	<10	<10	<10
EX-35-W1-3	3	10/20/2015	<0.50	---	<10	<10	<10	<10
EX-35-W1-6	6	10/20/2015	<0.50	---	<10	<10	<10	<10
EX-35-W1-9	9	10/20/2015	<0.50	---	<10	<10	<10	<10
EX-35-W2-3	3	10/20/2015	<0.50	---	<10	<10	<10	<10
EX-35-W2-6	6	10/20/2015	<0.50	---	<10	**17**	**20**	**37**
EX-35-W2-9	9	10/20/2015	<0.50	---	<10	<10	<10	<10
EX-35-W3-3	3	10/20/2015	<0.50	---	<10	<10	<10	<10
EX-35-W3-6	6	10/20/2015	<0.50	---	<10	<10	<10	<10
EX-35-W3-9	9	10/20/2015	<0.50	---	<10	<10	<10	<10
EX-35-W4-3	3	10/20/2015	<0.50	---	<10	<10	<10	<10

TABLE A-1
ANALYTICAL RESULTS FOR TPH IN SOIL (0 TO 10 FEET BGS)
Defense Fuel Support Point Norwalk
15306 Norwalk Boulevard, Norwalk, California

Sample ID	Sample Depth	Date Sampled	Gasoline Range Organics (GRO) (mg/kg)	Carbon Range (C6-C12) (mg/kg)	Carbon Range (C13-C22) (mg/kg)	Carbon Range (C23-C32) (mg/kg)	Carbon Range (C33-C44) (mg/kg)	Carbon Range (C23-C44) (mg/kg)
RWQCB Site-Specific Soil Cleanup Goal (0.5 ft below ground surface)			**500**	**500**	**1,000**	**---**	**---**	**10,000**
RWQCB Site-Specific Soil Cleanup Goal (5 ft below ground surface)			**500**	**500**	**1,000**	**---**	**---**	**10,000**
RWQCB Site-Specific Soil Cleanup Goal (10 ft below ground surface)			**100**	**100**	**100**	**---**	**---**	**1,000**
EX-35-W4-6	6	10/20/2015	<0.50	---	<10	<10	<10	<10
EX-35-W4-9	9	10/20/2015	<0.50	---	<10	<10	<10	<10
EX-35-W5-3	3	10/20/2015	<0.50	---	<10	<10	<10	<10
EX-35-W5-6	6	10/20/2015	<0.50	---	<10	<10	<10	<10
EX-35-W5-9	9	10/20/2015	<0.50	---	<10	<10	<10	<10
EX-35-W6-3	3	10/20/2015	<0.50	---	<10	<10	<10	<10
EX-35-W6-6	6	10/20/2015	<0.50	---	<10	<10	<10	<10
EX-35-W6-9	9	10/20/2015	<0.50	---	<10	<10	<10	<10
EX-35-W7-3	3	10/20/2015	<0.50	---	<10	**20**	**21**	**41**
EX-35-W7-6	6	10/20/2015	<0.50	---	**52**	**430**	**230**	**660**
EX-35-W7-9	9	10/20/2015	<0.50	---	<10	**16**	**21**	**37**
EX-35-W8-3	3	10/20/2015	<0.50	---	<10	<10	<10	<10
EX-35-W8-6	6	10/20/2015	<0.50	---	<10	<10	<10	<10
EX-35-W8-9	9	10/20/2015	<0.50	---	<10	**21**	**22**	**43**
EX-35-W9-3	3	10/20/2015	<0.50	---	<10	<10	<10	<10
EX-35-W9-6	6	10/20/2015	<0.50	---	**98**	**110**	<50	**110**
EX-35-W9-9	9	10/20/2015	<0.50	---	**54**	**350**	**270**	**620**
EX-35-E10-3	3	11/17/2015	<0.50	---	<10	<10	<10	<10
EX-35-E10-6	6	11/17/2015	<0.50	---	<10	<10	<10	<10
EX-35-E10-9	9	11/17/2015	<0.50	---	<10	<10	<10	<10
EX-35-E11-3	3	11/17/2015	<0.50	---	<10	<10	<10	<10
EX-35-E11-6	6	11/17/2015	<0.50	---	<10	<10	<10	<10
EX-35-E11-9	9	11/17/2015	<0.50	---	<10	<10	<10	<10
EX-35-E1-3	3	11/17/2015	<0.50	---	<10	<10	<10	<10
EX-35-E1-6	6	11/17/2015	<0.50	---	<10	<10	<10	<10
EX-35-E1-9	9	11/17/2015	<0.50	---	<10	<10	<10	<10
EX-35-E2-3	3	11/17/2015	<0.50	---	<10	<10	<10	<10
EX-35-E2-6	6	11/17/2015	<0.50	---	<10	<10	<10	<10
EX-35-E2-9	9	11/17/2015	<0.50	---	<10	<10	<10	<10
EX-35-E3-3	3	11/17/2015	<0.50	---	<10	<10	<10	<10
EX-35-E3-6	6	11/17/2015	<0.50	---	<10	<10	<10	<10
EX-35-E3-9	9	11/17/2015	<0.50	---	<10	<10	<10	<10
EX-35-E4-3	3	11/17/2015	<0.50	---	<10	<10	<10	<10
EX-35-E4-6	6	11/17/2015	**0.66**	---	<10	<10	<10	<10
EX-35-E4-9	9	11/17/2015	<0.50	---	<10	<10	<10	<10
EX-35-E12-3	3	12/3/2015	<0.50	---	<10	<10	<10	<10
EX-35-E12-6	6	12/3/2015	<0.50	---	<10	<10	<10	<10
EX-35-E5-9	9	11/17/2015	**0.61**	---	<10	<10	<10	<10
EX-35-E6-3	3	11/17/2015	<0.50	---	<10	<10	<10	<10
EX-35-E6-6	6	11/17/2015	<0.50	---	<10	<10	<10	<10
EX-35-E6-9	9	11/17/2015	**0.61**	---	<10	<10	<10	<10

TABLE A-1
ANALYTICAL RESULTS FOR TPH IN SOIL (0 TO 10 FEET BGS)
Defense Fuel Support Point Norwalk
15306 Norwalk Boulevard, Norwalk, California

Sample ID	Sample Depth	Date Sampled	Gasoline Range Organics (GRO) (mg/kg)	Carbon Range (C6-C12) (mg/kg)	Carbon Range (C13-C22) (mg/kg)	Carbon Range (C23-C32) (mg/kg)	Carbon Range (C33-C44) (mg/kg)	Carbon Range (C23-C44) (mg/kg)
RWQCB Site-Specific Soil Cleanup Goal (0.5 ft below ground surface)			**500**	**500**	**1,000**	**---**	**---**	**10,000**
RWQCB Site-Specific Soil Cleanup Goal (5 ft below ground surface)			**500**	**500**	**1,000**	**---**	**---**	**10,000**
RWQCB Site-Specific Soil Cleanup Goal (10 ft below ground surface)			**100**	**100**	**100**	**---**	**---**	**1,000**
EX-35-E7-3	3	11/17/2015	<0.50	---	<10	**15**	**14**	**29**
EX-35-E7-6	6	11/17/2015	<0.50	---	<10	<10	<10	<10
EX-35-E7-9	9	11/17/2015	<0.50	---	<10	<10	<10	<10
EX-35-E8-3	3	11/17/2015	<0.50	---	<10	<10	<10	<10
EX-35-E8-6	6	11/17/2015	<0.50	---	<10	<10	<10	<10
EX-35-E8-9	9	11/17/2015	<0.50	---	<10	<10	<10	<10
EX-35-E9-3	3	11/17/2015	<0.50	---	<10	<10	<10	<10
EX-35-E9-6	6	11/17/2015	<0.50	---	<10	<10	<10	<10
EX-35-E9-9	9	11/17/2015	<0.50	---	<10	<10	<10	<10
EX-35-S10-3	3	11/17/2015	<0.50	---	<10	<10	<10	<10
EX-35-S10-6	6	11/17/2015	<0.50	---	<10	<10	<10	<10
EX-35-S10-9	9	11/17/2015	<0.50	---	<10	<10	<10	<10
EX-35-S11-3	3	11/17/2015	<0.50	---	<10	<10	<10	<10
EX-35-S11-6	6	11/17/2015	<0.50	---	<10	<10	<10	<10
EX-35-S11-9	9	11/17/2015	<0.50	---	<10	<10	<10	<10
EX-35-S1-3	3	11/17/2015	<0.50	---	<10	<10	<10	<10
EX-35-S1-6	6	11/17/2015	<0.50	---	<10	<10	<10	<10
EX-35-S1-9	9	11/17/2015	<0.50	---	<10	<10	<10	<10
EX-35-S2-3	3	11/17/2015	<0.50	---	<10	<10	<10	<10
EX-35-S2-6	6	11/17/2015	<0.50	---	<10	<10	<10	<10
EX-35-S2-9	9	11/17/2015	<0.50	---	<10	<10	<10	<10
EX-35-S3-3	3	11/17/2015	<0.50	---	<10	<10	<10	<10
EX-35-S3-6	6	11/17/2015	<0.50	---	<10	<10	<10	<10
EX-35-S3-9	9	11/17/2015	<0.50	---	<10	<10	<10	<10
EX-35-S4-3	3	11/17/2015	<0.50	---	<10	<10	<10	<10
EX-35-S4-6	6	11/17/2015	<0.50	---	<10	<10	<10	<10
EX-35-S4-9	9	11/17/2015	<0.50	---	<10	<10	<10	<10
EX-35-S5-3	3	11/17/2015	<0.50	---	<10	<10	<10	<10
EX-35-S5-6	6	11/17/2015	<0.50	---	<10	<10	<10	<10
EX-35-S5-9	9	11/17/2015	<0.50	---	<10	<10	<10	<10
EX-35-S6-3	3	11/17/2015	<0.50	---	<10	<10	<10	<10
EX-35-S6-6	6	11/17/2015	<0.50	---	<10	<10	<10	<10
EX-35-S6-9	9	11/17/2015	<0.50	---	<10	<10	<10	<10
EX-35-S7-3	3	11/17/2015	<0.50	---	<10	<10	<10	<10
EX-35-S7-6	6	11/17/2015	<0.50	---	<10	<10	<10	<10
EX-35-S7-9	9	11/17/2015	<0.50	---	<10	<10	<10	<10
EX-35-S8-3	3	11/17/2015	<0.50	---	<10	<10	<10	<10
EX-35-S8-6	6	11/17/2015	<0.50	---	<10	<10	<10	<10
EX-35-S8-9	9	11/17/2015	<0.50	---	<10	<10	<10	<10
EX-35-S9-3	3	11/17/2015	<0.50	---	<10	<10	<10	<10
EX-35-S9-6	6	11/17/2015	<0.50	---	<10	<10	<10	<10

TABLE A-1
ANALYTICAL RESULTS FOR TPH IN SOIL (0 TO 10 FEET BGS)
Defense Fuel Support Point Norwalk
15306 Norwalk Boulevard, Norwalk, California

Sample ID	Sample Depth	Date Sampled	Gasoline Range Organics (GRO) (mg/kg)	Carbon Range (C6-C12) (mg/kg)	Carbon Range (C13-C22) (mg/kg)	Carbon Range (C23-C32) (mg/kg)	Carbon Range (C33-C44) (mg/kg)	Carbon Range (C23-C44) (mg/kg)
RWQCB Site-Specific Soil Cleanup Goal (0.5 ft below ground surface)			**500**	**500**	**1,000**	**---**	**---**	**10,000**
RWQCB Site-Specific Soil Cleanup Goal (5 ft below ground surface)			**500**	**500**	**1,000**	**---**	**---**	**10,000**
RWQCB Site-Specific Soil Cleanup Goal (10 ft below ground surface)			**100**	**100**	**100**	**---**	**---**	**1,000**
EX-35-S9-9	9	11/17/2015	<0.50	---	<10	<10	<10	<10
EX-19-GP-1	---	5/22/2015	---	<1.0	<1.0	<1.0	<1.0	<1.0
EX-19-GP-2	---	5/22/2015	---	<1.0	<1.0	<1.0	<1.0	<1.0
EX-19-GP-3	---	5/22/2015	---	<1.0	<1.0	<1.0	<1.0	<1.0
EX-19-GP-4	---	5/22/2015	---	<1.0	<1.0	<1.0	<1.0	<1.0
EX-19-GP-5	---	5/22/2015	---	<1.0	<1.0	<1.0	<1.0	<1.0
EX-19-N1-3	3	9/1/2015	<0.50	---	<10	<10	<10	<10
EX-19-N1-6	6	9/1/2015	<0.50	---	<10	<10	<10	<10
EX-19-N1-9	9	9/1/2015	<0.50	---	<10	<10	<10	<10
EX-19-N2-3	3	9/1/2015	<0.50	---	<10	<10	<10	<10
EX-19-N2-6	6	9/1/2015	<0.50	---	<10	<10	<10	<10
EX-19-N2-9	9	9/1/2015	<0.50	---	<10	<10	<10	<10
EX-19-N3-3	3	9/1/2015	<0.50	---	**24**	**130**	**120**	**250**
EX-19-N3-6	6	9/1/2015	<0.50	---	<10	<10	<10	<10
EX-19-N3-9	9	9/1/2015	<0.50	---	<10	<10	<10	<10
EX-19-N4-3	3	9/1/2015	<0.50	---	**11**	**71**	**24**	**95**
EX-19-N4-6	6	9/1/2015	<0.50	---	<10	<10	<10	<10
EX-19-N4-9	9	9/1/2015	<0.50	---	<10	<10	<10	<10
EX-19-N5-3	3	9/1/2015	<0.50	---	<10	<10	<10	<10
EX-19-N5-6	6	9/1/2015	<0.50	---	<10	**51**	**18**	**69**
EX-19-N5-9	9	9/1/2015	<0.50	---	<10	<10	<10	<10
EX-19-N6-3	3	9/1/2015	<0.50	---	<10	**10**	<10	**10**
EX-19-N6-6	6	9/1/2015	<0.50	---	<10	**35**	**30**	**65**
EX-19-N6-9	9	9/1/2015	<0.50	---	**19**	**110**	**61**	**171**
EX-19-N7-3	3	9/1/2015	<0.50	---	<10	<10	<10	<10
EX-19-N7-6	6	9/1/2015	<0.50	---	<10	<10	<10	<10
EX-19-N7-9	9	9/1/2015	<0.50	---	<10	<10	<10	<10
EX-19-N8-3	3	9/1/2015	<0.50	---	<10	<10	<10	<10
EX-19-N8-6	6	9/1/2015	<0.50	---	<10	<10	<10	<10
EX-19-N8-9	9	9/1/2015	<0.50	---	<10	<10	<10	<10
EX-19-W1-3	3	9/1/2015	<0.50	---	**420**	**390**	**140**	**530**
EX-19-W1-6	6	9/1/2015	<0.50	---	**24**	**25**	**12**	**37**
EX-19-W1-9	9	9/1/2015	<0.50	---	<10	<10	<10	<10
EX-19-W2-3	3	9/1/2015	<0.50	---	<10	**30**	**23**	**53**
EX-19-W2-6	6	9/1/2015	<0.50	---	<10	**26**	**24**	**50**
EX-19-W2-9	9	9/1/2015	<0.50	---	<10	<10	<10	<10
EX-19-W3-3	3	9/1/2015	<0.50	---	**32**	**98**	**110**	**208**
EX-19-W3-6	6	9/1/2015	<0.50	---	<10	<10	<10	<10
EX-19-W3-9	9	9/1/2015	<0.50	---	<10	<10	<10	<10
EX-19-W4-3	3	9/1/2015	<0.50	---	<10	<10	<10	<10
EX-19-W4-6	6	9/1/2015	<0.50	---	<10	<10	<10	<10

TABLE A-1
ANALYTICAL RESULTS FOR TPH IN SOIL (0 TO 10 FEET BGS)
Defense Fuel Support Point Norwalk
15306 Norwalk Boulevard, Norwalk, California

Sample ID	Sample Depth	Date Sampled	Gasoline Range Organics (GRO) (mg/kg)	Carbon Range (C6-C12) (mg/kg)	Carbon Range (C13-C22) (mg/kg)	Carbon Range (C23-C32) (mg/kg)	Carbon Range (C33-C44) (mg/kg)	Carbon Range (C23-C44) (mg/kg)
RWQCB Site-Specific Soil Cleanup Goal (0.5 ft below ground surface)			**500**	**500**	**1,000**	**---**	**---**	**10,000**
RWQCB Site-Specific Soil Cleanup Goal (5 ft below ground surface)			**500**	**500**	**1,000**	**---**	**---**	**10,000**
RWQCB Site-Specific Soil Cleanup Goal (10 ft below ground surface)			**100**	**100**	**100**	**---**	**---**	**1,000**
EX-19-W4-9	9	9/1/2015	<0.50	---	<10	<10	<10	<10
EX-19-W5-3	3	9/1/2015	<0.50	---	<10	<10	<10	<10
EX-19-W5-6	6	9/1/2015	<0.50	---	<10	<10	<10	<10
EX-19-W5-9	9	9/1/2015	<0.50	---	<10	<10	<10	<10
EX-19-W6-3	3	9/1/2015	<0.50	---	<10	<10	<10	<10
EX-19-W6-6	6	9/1/2015	<0.50	---	<10	<10	<10	<10
EX-19-W6-9	9	9/1/2015	<0.50	---	<10	<10	<10	<10
EX-19-E1-3	3	12/7/2015	<0.50	---	<10	<10	<10	<10
EX-19-E1-6	6	12/7/2015	<0.50	---	<10	<10	<10	<10
EX-19-E1-9	9	12/7/2015	<0.50	---	<10	<10	<10	<10
EX-19-E2-3	3	12/7/2015	<0.50	---	<10	<10	<10	<10
EX-19-E2-6	6	12/7/2015	<0.50	---	<10	<10	<10	<10
EX-19-E2-9	9	12/7/2015	<0.50	---	<10	<10	<10	<10
EX-19-E3-3	3	12/7/2015	<0.50	---	<10	<10	<10	<10
EX-19-E3-6	6	12/7/2015	<0.50	---	<10	<10	<10	<10
EX-19-E3-9	9	12/7/2015	<0.50	---	**14**	**92**	**75**	**167**
EX-19-E4-3	3	12/7/2015	<0.50	---	<10	<10	<10	<10
EX-19-E4-6	6	12/7/2015	<0.50	---	<10	<10	<10	<10
EX-19-E4-9	9	12/7/2015	<0.50	---	<10	<10	<10	<10
EX-19-E5-3	3	12/7/2015	<0.50	---	<10	<10	<10	<10
EX-19-E5-6	6	12/7/2015	<0.50	---	<10	<10	<10	<10
EX-19-E5-9	9	12/7/2015	<0.50	---	<10	<10	<10	<10
EX-19-E6-3	3	12/7/2015	<0.50	---	**15**	**140**	**130**	**270**
EX-19-E6-6	6	12/7/2015	<0.50	---	<10	<10	<10	<10
EX-19-E6-9	9	12/7/2015	<0.50	---	<10	<10	<10	<10
EX-19-E7-3	3	12/7/2015	<0.50	---	<10	<10	<10	<10
EX-19-E7-6	6	12/7/2015	<0.50	---	<10	<10	<10	<10
EX-19-E7-9	9	12/7/2015	<0.50	---	<10	<10	<10	<10
EX-19-S1-3	3	12/7/2015	<0.50	---	<10	**23**	**16**	**39**
EX-19-S1-6	6	12/7/2015	<0.50	---	<10	<10	<10	<10
EX-19-S1-9	9	12/7/2015	<0.50	---	<10	<10	<10	<10
EX-19-S2-3	3	12/7/2015	<0.50	---	<10	<10	<10	<10
EX-19-S2-6	6	12/7/2015	<0.50	---	<10	<10	<10	<10
EX-19-S2-9	9	12/7/2015	<0.50	---	<10	<10	<10	<10
EX-19-S3-3	3	12/7/2015	<0.50	---	<10	<10	<10	<10
EX-19-S3-6	6	12/7/2015	<0.50	---	<10	<10	<10	<10
EX-19-S3-9	9	12/7/2015	<0.50	---	<10	<10	<10	<10
EX-19-S4-3	3	12/7/2015	<0.50	---	<10	**71**	**80**	**151**
EX-19-S4-6	6	12/7/2015	<0.50	---	<10	**27**	**20**	**47**
EX-19-S4-9	9	12/7/2015	<0.50	---	<10	<10	<10	<10
EX-19-S5-3	3	12/7/2015	<0.50	---	<10	<10	<10	<10

TABLE A-1
ANALYTICAL RESULTS FOR TPH IN SOIL (0 TO 10 FEET BGS)
Defense Fuel Support Point Norwalk
15306 Norwalk Boulevard, Norwalk, California

Sample ID	Sample Depth	Date Sampled	Gasoline Range Organics (GRO) (mg/kg)	Carbon Range (C6-C12) (mg/kg)	Carbon Range (C13-C22) (mg/kg)	Carbon Range (C23-C32) (mg/kg)	Carbon Range (C33-C44) (mg/kg)	Carbon Range (C23-C44) (mg/kg)
RWQCB Site-Specific Soil Cleanup Goal (0.5 ft below ground surface)			**500**	**500**	**1,000**	**---**	**---**	**10,000**
RWQCB Site-Specific Soil Cleanup Goal (5 ft below ground surface)			**500**	**500**	**1,000**	**---**	**---**	**10,000**
RWQCB Site-Specific Soil Cleanup Goal (10 ft below ground surface)			**100**	**100**	**100**	**---**	**---**	**1,000**
EX-19-S5-6	6	12/7/2015	<0.50	---	<10	<10	<10	<10
EX-19-S5-9A	9	12/21/2015	<0.50	---	<10	<10	<10	<10
EX-19-S6-3	3	12/7/2015	<0.50	---	<10	**22**	**22**	**44**
EX-19-S6-6	6	12/7/2015	<0.50	---	<10	<10	<10	<10
EX-19-S6-9	9	12/7/2015	<0.50	---	<10	<10	<10	<10
EX-19-S7-3	3	12/7/2015	<0.50	---	<10	<10	<10	<10
EX-19-S7-6	6	12/7/2015	<0.50	---	<10	<10	<10	<10
EX-19-S7-9	9	12/7/2015	<0.50	---	<10	<10	<10	<10
EX-19-S8-3	3	12/7/2015	<0.50	---	**28**	**200**	**140**	**340**
EX-19-S8-6	6	12/7/2015	<0.50	---	<10	<10	<10	<10
EX-19-S8-9	9	12/7/2015	<0.50	---	**11**	**29**	**23**	**52**
C00066	---	5/5/2015	<0.50	<1.0	**16**	**97**	**47**	**144**
C00067	---	5/5/2015	<0.50	<1.0	**0.60**	**30**	**28**	**58**
C00068	---	5/5/2015	<0.50	<1.0	<1.0	<1.0	<1.0	<1.0
C00069	---	5/5/2015	<0.50	<1.0	<1.0	<1.0	<1.0	<1.0
C00070	---	5/5/2015	<0.50	<1.0	<1.0	<1.0	<1.0	<1.0
C00071	---	5/5/2015	<0.50	<1.0	<1.0	**4.8**	**0.90**	**5.7**
C00072	---	5/5/2015	<0.50	<1.0	**6.3**	**43**	**26**	**69**
C00073	---	5/5/2015	<0.50	<1.0	**7.2**	**47**	**24**	**71**
C00074	---	5/5/2015	<0.50	<1.0	**15**	**88**	**46**	**134**
C00075	---	5/5/2015	<0.50	<1.0	**31**	**196**	**115**	**311**
C00076	---	5/5/2015	<0.50	<1.0	**6.0**	**36**	**23**	**59**
C00077	---	5/5/2015	<0.50	<1.0	<1.0	**4.4**	<1.0	**4.4**
C00078	---	5/5/2015	<0.50	<1.0	**0.65**	**10**	**0.80**	**11**
C00079	---	5/5/2015	<0.50	<1.0	<1.0	**2.8**	<1.0	**2.8**
C00080	---	5/5/2015	<0.50	<1.0	<1.0	**6.3**	**1.9**	**8.2**
C00081	---	5/5/2015	<0.50	<1.0	**11**	**85**	**76**	**161**
C00082	---	5/5/2015	<0.50	<1.0	**26**	**153**	**82**	**235**
C00083	---	5/5/2015	<0.50	<1.0	**10**	**14**	**4.0**	**18**
C00084	---	5/5/2015	<0.50	<1.0	**0.65**	**8.5**	**4.3**	**13**
C00086	---	5/5/2015	<0.50	<1.0	**17**	**42**	**22**	**65**
C00087	---	5/5/2015	<0.50	<1.0	<1.0	<1.0	<1.0	<1.0
C00088	---	5/5/2015	<0.50	<1.0	**8.4**	**43**	**19**	**63**
C00089	---	5/5/2015	<0.50	<1.0	**0.85**	**14**	**7.5**	**22**
CS-1-69A-L *	Lower	7/1/2015	<0.50	---	<10	<10	<10	<10
CS-1-69A-M *	Middle	7/1/2015	<0.50	---	**11**	**120**	**140**	**260**
CS-1-71A-L *	Lower	7/1/2015	<0.50	---	<10	**33**	**32**	**65**
CS-1-71A-M *	Middle	7/1/2015	<0.50	---	<10	**21**	**24**	**45**
CS-1-73A-JD *	---	7/1/2015	<0.50	---	**13**	**100**	**140**	**240**
CS-1-75A-JD *	---	7/1/2015	<0.50	---	<10	**87**	**130**	**217**
CS-1-75-JD *	---	7/1/2015	<0.50	---	**13**	**120**	**150**	**270**
CS-1-78A-JD *	---	7/1/2015	<0.50	---	<10	**21**	**20**	**41**
CS-1-85-JD *	---	7/1/2015	<0.50	---	**53**	**290**	**210**	**500**
CS-1-86A-JD *	---	7/1/2015	<0.50	---	**37**	**200**	**160**	**360**
C00121	---	5/28/2015	<0.50	<1.0	<1.0	**4.8**	**4.3**	**9.1**
C00122	---	5/28/2015	<0.50	<1.0	<1.0	**9.2**	**8.5**	**18**
C00123	---	5/28/2015	<0.50	<1.0	<1.0	<1.0	<1.0	<1.0
C00124	---	5/28/2015	<0.50	<1.0	<1.0	**5.1**	**3.6**	**8.7**

TABLE A-1
ANALYTICAL RESULTS FOR TPH IN SOIL (0 TO 10 FEET BGS)
Defense Fuel Support Point Norwalk
15306 Norwalk Boulevard, Norwalk, California

Sample ID	Sample Depth	Date Sampled	Gasoline Range Organics (GRO) (mg/kg)	Carbon Range (C6-C12) (mg/kg)	Carbon Range (C13-C22) (mg/kg)	Carbon Range (C23-C32) (mg/kg)	Carbon Range (C33-C44) (mg/kg)	Carbon Range (C23-C44) (mg/kg)
RWQCB Site-Specific Soil Cleanup Goal (0.5 ft below ground surface)			**500**	**500**	**1,000**	**---**	**---**	**10,000**
RWQCB Site-Specific Soil Cleanup Goal (5 ft below ground surface)			**500**	**500**	**1,000**	**---**	**---**	**10,000**
RWQCB Site-Specific Soil Cleanup Goal (10 ft below ground surface)			**100**	**100**	**100**	**---**	**---**	**1,000**
C00125	---	5/28/2015	<0.50	<1.0	**2.8**	**21**	**22**	**42**
C00126	---	5/28/2015	<0.50	<1.0	<1.0	**8.1**	**12**	**20**
C00127	---	5/28/2015	<0.50	<1.0	**5.3**	**29**	**36**	**64**
C00128	---	5/28/2015	<0.50	<1.0	**2.3**	**21**	**26**	**47**
C00129	---	5/28/2015	<0.50	<1.0	<1.0	**3.2**	**7.9**	**11**
C00130	---	5/28/2015	<0.50	<1.0	**2.7**	**26**	**27**	**53**
C00131	---	5/28/2015	<0.50	<1.0	<1.0	**2.2**	**3.7**	**5.9**
C00132	---	5/28/2015	<0.50	<1.0	<1.0	**5.4**	**11**	**16**
C00133	---	5/28/2015	<0.50	<1.0	<1.0	**6.5**	**6.5**	**13**
C00134	---	5/28/2015	<0.50	<1.0	<1.0	<1.0	<1.0	<1.0
C00135	---	5/28/2015	<0.50	<1.0	<1.0	**1.1**	<1.0	**1.1**
C00136	---	5/28/2015	<0.50	<1.0	<1.0	<1.0	<1.0	<1.0
C00137	---	5/28/2015	<0.50	<1.0	<1.0	**6.6**	**6.9**	**14**
C00138	---	5/28/2015	<0.50	<1.0	**1.1**	**14**	**9.6**	**23**
C00139	---	5/28/2015	<0.50	<1.0	<1.0	<1.0	<1.0	<1.0
C00140	---	5/28/2015	<0.50	<1.0	<1.0	<1.0	<1.0	<1.0
C00141	---	5/28/2015	<0.50	<1.0	**1.0**	**5.7**	**0.55**	**6.2**
C00142	---	5/28/2015	<0.50	<1.0	**0.95**	**16**	**11**	**27**
C00143	---	5/28/2015	<0.50	<1.0	<1.0	**2.9**	**0.65**	**3.5**
C00144	---	5/28/2015	<0.50	<1.0	**2.5**	**16**	**12**	**28**
C00145	---	5/28/2015	<0.50	<1.0	<1.0	**10**	**10**	**20**
C00146	---	5/28/2015	<0.50	<1.0	<1.0	**2.3**	**0.65**	**2.9**
C00147	---	5/28/2015	<0.50	<1.0	<1.0	**7.6**	**5.1**	**13**
C00148	---	5/28/2015	<0.50	<1.0	<1.0	**3.3**	**0.85**	**4.1**
C00149	---	5/28/2015	<0.50	<1.0	**11**	**67**	**41**	**108**
CS-2A-126A-JD *	---	7/1/2015	<0.50	---	<10	<10	<10	<10
CS-2A-129A-JD *	---	7/1/2015	<0.50	---	<10	<10	<10	<10
CS-2A-130-JD *	---	7/1/2015	<0.50	---	---	---	---	---
CS-2A-135A-JD *	---	7/1/2015	<0.50	---	<10	<10	<10	<10
CS-2A-138A-JD *	---	7/1/2015	<0.50	---	<10	**18**	**43**	**61**
CS-2A-142-JD *	---	7/1/2015	<0.50	---	---	---	---	---
CS-2A-143A-L *	Lower	7/1/2015	<0.50	---	<10	**10**	**14**	**24**
CS-2A-143A-M *	Middle	7/1/2015	<0.50	---	<10	**15**	**16**	**31**
CS-2A-148A-L *	Lower	7/1/2015	<0.50	---	<10	<10	<10	<10
CS-2A-148A-M *	Middle	7/1/2015	<0.50	---	<10	<10	<10	<10
C00352	---	9/21/2015	<0.50	---	<10	<10	<10	<10
C00353	---	9/21/2015	<0.50	---	<10	**59**	**40**	**99**
C00354	---	9/21/2015	<0.50	---	**19**	**130**	**170**	**300**
C00356	---	9/21/2015	<0.50	---	<10	**12**	**14**	**26**
C00357	---	9/21/2015	<0.50	---	<10	**18**	**15**	**33**
C00358	---	9/21/2015	<0.50	---	<10	**88**	**160**	**248**
C00359	---	9/21/2015	<0.50	---	<10	**34**	**37**	**71**
C00360	---	9/21/2015	<0.50	---	**17**	**120**	**160**	**280**
C00361	---	9/21/2015	<0.50	---	<10	**12**	**15**	**27**
C00362	---	9/21/2015	<0.50	---	<10	**79**	**120**	**199**
C00363	---	9/21/2015	<0.50	---	**11**	**49**	**49**	**98**
C00364	---	9/21/2015	<0.50	---	**70**	**230**	**270**	**500**

TABLE A-1
ANALYTICAL RESULTS FOR TPH IN SOIL (0 TO 10 FEET BGS)
Defense Fuel Support Point Norwalk
15306 Norwalk Boulevard, Norwalk, California

Sample ID	Sample Depth	Date Sampled	Gasoline Range Organics (GRO) (mg/kg)	Carbon Range (C6-C12) (mg/kg)	Carbon Range (C13-C22) (mg/kg)	Carbon Range (C23-C32) (mg/kg)	Carbon Range (C33-C44) (mg/kg)	Carbon Range (C23-C44) (mg/kg)
RWQCB Site-Specific Soil Cleanup Goal (0.5 ft below ground surface)			**500**	**500**	**1,000**	**---**	**---**	**10,000**
RWQCB Site-Specific Soil Cleanup Goal (5 ft below ground surface)			**500**	**500**	**1,000**	**---**	**---**	**10,000**
RWQCB Site-Specific Soil Cleanup Goal (10 ft below ground surface)			**100**	**100**	**100**	**---**	**---**	**1,000**
C00365	---	9/21/2015	<0.50	---	<10	**41**	**89**	**130**
C00366	---	9/21/2015	<0.50	---	<10	**24**	**47**	**71**
C00367	---	9/21/2015	<0.50	---	<10	<10	<10	<10
C00368-4.5	---	9/21/2015	<0.50	---	<10	**17**	**38**	**55**
C00369-4.5	---	9/21/2015	<0.50	---	**43**	**250**	**290**	**540**
C00370	---	9/21/2015	<0.50	---	<10	<10	**14**	**14**
C00371	---	9/21/2015	<0.50	---	**25**	**130**	**150**	**280**
C00372	---	9/21/2015	<0.50	---	<10	**48**	**92**	**140**
C00373	---	9/21/2015	<0.50	---	<10	**25**	**40**	**65**
C00374	---	9/21/2015	<0.50	---	**13**	**120**	**78**	**198**
C00375	---	9/21/2015	<0.50	---	<10	**37**	**26**	**63**
C00376	---	9/21/2015	<0.50	---	<10	<10	<10	<10
C00377-4.5	---	9/21/2015	<0.50	---	**25**	**130**	**66**	**196**
C00459 *	---	11/18/2015	<0.50	---	**22**	**200**	**160**	**360**
C00460 *	---	11/18/2015	<0.50	---	**17**	**150**	**150**	**300**
C00461 *	---	11/18/2015	<0.50	---	<10	<10	<10	<10
C00462 *	---	11/18/2015	<0.50	---	<10	**28**	**34**	**62**
C00463 *	---	11/18/2015	<0.50	---	**13**	**100**	**110**	**210**
C00464 *	---	11/18/2015	<0.50	---	**55**	**130**	**74**	**204**
C00465 *	---	11/18/2015	<0.50	---	**27**	**210**	**180**	**390**
C00466 *	---	11/18/2015	<0.50	---	<10	<10	<10	<10
C00467 *	---	11/18/2015	<0.50	---	<10	<10	<10	<10
C00468 *	---	11/18/2015	<0.50	---	<10	**46**	**54**	**100**
C00388	---	9/23/2015	<0.50	---	<10	<10	<10	<10
C00389	---	9/23/2015	<0.50	---	<10	<10	<10	<10
C00390	---	9/23/2015	<0.50	---	<10	<10	<10	<10
C00391	---	9/23/2015	<0.50	---	<10	<10	<10	<10
C00392	---	9/23/2015	<0.50	---	<10	<10	<10	<10
C00393	---	9/23/2015	<0.50	---	<10	**33**	**47**	**80**
C00394	---	9/23/2015	<0.50	---	<10	**53**	**82**	**135**
C00395	---	9/23/2015	<0.50	---	**19**	**58**	**79**	**137**
C00396	---	9/23/2015	<0.50	---	<10	**47**	**57**	**104**
C00397	---	9/23/2015	<0.50	---	<50	**86**	**140**	**226**
C00398	---	9/23/2015	<0.50	---	<10	<10	<10	<10
C00399	---	9/23/2015	<0.50	---	<10	<10	<10	<10
C00400	---	9/23/2015	<0.50	---	**83**	**220**	**220**	**440**
C00401	---	9/23/2015	<0.50	---	**26**	**150**	**240**	**390**
C00402	---	9/23/2015	<0.50	---	<10	<10	<10	<10
C00403	---	9/23/2015	<0.50	---	<10	<10	**16**	**16**
C00404	---	9/23/2015	<0.50	---	<10	<10	<10	<10
C00405	---	9/23/2015	<0.50	---	<10	<10	**14**	**14**

TABLE A-1
ANALYTICAL RESULTS FOR TPH IN SOIL (0 TO 10 FEET BGS)
Defense Fuel Support Point Norwalk
15306 Norwalk Boulevard, Norwalk, California

Sample ID	Sample Depth	Date Sampled	Gasoline Range Organics (GRO) (mg/kg)	Carbon Range (C6-C12) (mg/kg)	Carbon Range (C13-C22) (mg/kg)	Carbon Range (C23-C32) (mg/kg)	Carbon Range (C33-C44) (mg/kg)	Carbon Range (C23-C44) (mg/kg)
RWQCB Site-Specific Soil Cleanup Goal (0.5 ft below ground surface)			**500**	**500**	**1,000**	**---**	**---**	**10,000**
RWQCB Site-Specific Soil Cleanup Goal (5 ft below ground surface)			**500**	**500**	**1,000**	**---**	**---**	**10,000**
RWQCB Site-Specific Soil Cleanup Goal (10 ft below ground surface)			**100**	**100**	**100**	**---**	**---**	**1,000**
C00406	---	9/23/2015	<0.50	---	<10	<10	<10	<10
C00407	---	9/23/2015	<0.50	---	<10	**29**	**39**	**68**
C00408	---	9/23/2015	<0.50	---	<10	<10	<10	<10
C00294	---	6/4/2015	<0.50	---	**66**	**430**	**290**	**720**
C00295	---	6/4/2015	<0.50	---	**81**	**400**	**290**	**690**
C00296	---	6/4/2015	<0.50	---	**25**	**170**	**190**	**360**
C00297	---	6/4/2015	<0.50	---	**18**	**120**	**130**	**250**
C00298	---	6/4/2015	<0.50	---	**18**	**130**	**140**	**270**
C00299	---	6/4/2015	<0.50	---	**20**	**140**	**150**	**290**
C00300	---	6/4/2015	<0.50	---	<10	<10	<10	<10
C00301	---	6/4/2015	<0.50	---	**12**	**100**	**120**	**220**
C00302	---	6/4/2015	<0.50	---	**18**	**160**	**160**	**320**
C00303	---	6/4/2015	<0.50	---	<10	**81**	**85**	**166**
C00304	---	6/4/2015	<0.50	---	**21**	**160**	**170**	**330**
C00305	---	6/4/2015	<0.50	---	**18**	**170**	**170**	**340**
C00306	---	6/4/2015	<0.50	---	**15**	**120**	**130**	**250**
C00307	---	6/4/2015	<0.50	---	**14**	**130**	**130**	**260**
C00308	---	6/4/2015	<0.50	---	<10	**99**	**110**	**209**
C00309	---	6/4/2015	<0.50	---	**24**	**160**	**150**	**310**
C00310	---	6/4/2015	<0.50	---	**27**	**200**	**180**	**380**
C00311	---	6/4/2015	<0.50	---	**27**	**170**	**160**	**330**
C00312	---	6/4/2015	<0.50	---	**62**	**360**	**290**	**650**
C00313	---	6/4/2015	<0.50	---	**29**	**220**	**190**	**410**
C00040	---	4/30/2015	<0.50	**1.9**	**39**	**150**	**90**	**239**
C00041	---	4/30/2015	<0.50	<1.0	**27**	**111**	**67**	**178**
C00042	---	4/30/2015	<0.50	<1.0	**23**	**107**	**71**	**177**
C00043	---	4/30/2015	<0.50	<1.0	**19**	**90**	**59**	**148**
C00044	---	4/30/2015	<0.50	<1.0	<1.0	**5.7**	**1.1**	**6.8**
C00045	---	4/30/2015	<0.50	<1.0	**31**	**163**	**81**	**244**
C00046	---	4/30/2015	<0.50	<1.0	**41**	**187**	**99**	**286**
C00047	---	4/30/2015	<0.50	<1.0	**37**	**194**	**97**	**291**
C00048	---	4/30/2015	<0.50	**6.4**	**93**	**267**	**109**	**376**
C00049	---	4/30/2015	<0.50	**0.55**	**45**	**125**	**87**	**212**
C00050	---	4/30/2015	<0.50	<1.0	**17**	**76**	**50**	**126**
C00051	---	4/30/2015	<0.50	<1.0	**17**	**90**	**80**	**169**
C00052	---	4/30/2015	<0.50	<1.0	**3.1**	**24**	**7.2**	**31**
C00053	---	4/30/2015	<0.50	<1.0	<1.0	**1.0**	<1.0	**1.0**
C00054	---	4/30/2015	<0.50	<1.0	**4.4**	**39**	**26**	**65**
C00055	---	4/30/2015	<0.50	<1.0	**18**	**88**	**49**	**137**
C00056	---	4/30/2015	<0.50	<1.0	**33**	**153**	**79**	**232**
C00057	---	4/30/2015	<0.50	**0.55**	**28**	**250**	**193**	**443**
C00058	---	4/30/2015	<0.50	<1.0	**6.7**	**49**	**30**	**79**
C00059	---	4/30/2015	<0.50	<1.0	**0.80**	**26**	**24**	**50**
C00060	---	4/30/2015	<0.50	<1.0	**6.2**	**132**	**117**	**249**
C00061	---	4/30/2015	<0.50	<1.0	**31**	**165**	**89**	**253**

TABLE A-1
ANALYTICAL RESULTS FOR TPH IN SOIL (0 TO 10 FEET BGS)
Defense Fuel Support Point Norwalk
15306 Norwalk Boulevard, Norwalk, California

Sample ID	Sample Depth	Date Sampled	Gasoline Range Organics (GRO) (mg/kg)	Carbon Range (C6-C12) (mg/kg)	Carbon Range (C13-C22) (mg/kg)	Carbon Range (C23-C32) (mg/kg)	Carbon Range (C33-C44) (mg/kg)	Carbon Range (C23-C44) (mg/kg)
RWQCB Site-Specific Soil Cleanup Goal (0.5 ft below ground surface)			**500**	**500**	**1,000**	**---**	**---**	**10,000**
RWQCB Site-Specific Soil Cleanup Goal (5 ft below ground surface)			**500**	**500**	**1,000**	**---**	**---**	**10,000**
RWQCB Site-Specific Soil Cleanup Goal (10 ft below ground surface)			**100**	**100**	**100**	**---**	**---**	**1,000**
C00062	---	4/30/2015	<0.50	<1.0	**46**	**224**	**110**	**334**
C00063	---	4/30/2015	<0.50	<1.0	**19**	**107**	**56**	**163**
C00064	---	4/30/2015	<0.50	<1.0	**30**	**156**	**88**	**244**
C00065	---	4/30/2015	<0.50	**1.1**	**28**	**150**	**97**	**246**
CS-10-40A-JD *	---	7/1/2015	<0.50	**---**	**16**	**110**	**120**	**230**
CS-10-42A-L *	Lower	7/1/2015	<0.50	**---**	**26**	**120**	**120**	**240**
CS-10-42A-M *	Middle	7/1/2015	<0.50	**---**	**18**	**130**	**130**	**260**
CS-10-46A-L *	Lower	7/1/2015	<0.50	**---**	**37**	**220**	**220**	**440**
CS-10-46A-M *	Middle	7/1/2015	<0.50	**---**	**56**	**320**	**270**	**590**
CS-10-48A-JD *	---	7/1/2015	<0.50	**---**	**---**	**---**	**---**	**---**
CS-10-54A-JD *	---	7/1/2015	<0.50	**---**	<10	**29**	**26**	**55**
CS-10-61A-JD *	---	7/1/2015	<0.50	**---**	**31**	**190**	**170**	**360**
CS-10-65-JD *	---	7/1/2015	<0.50	**---**	**---**	**---**	**---**	**---**
C00090	---	5/28/2015	<0.50	<1.0	**12**	**68**	**98**	**165**
C00091	---	5/28/2015	<0.50	<1.0	**0.80**	**13**	**17**	**30**
C00092	---	5/28/2015	<0.50	<1.0	<1.0	<1.0	**1.2**	**1.2**
C00093	---	5/28/2015	<0.50	<1.0	**2.6**	**22**	**25**	**47**
C00094	---	5/28/2015	<0.50	<1.0	**6.0**	**35**	**41**	**76**
C00095	---	5/28/2015	<0.50	<1.0	**2.1**	**26**	**39**	**65**
C00096	---	5/28/2015	<0.50	<1.0	**9.2**	**46**	**42**	**88**
C00097	---	5/28/2015	<0.50	<1.0	<1.0	<1.0	<1.0	<1.0
C00098	---	5/28/2015	<0.50	<1.0	**12**	**32**	**45**	**78**
C00099	---	5/28/2015	<0.50	<1.0	<1.0	**6.7**	**12**	**18**
C00100	---	5/28/2015	<0.50	<1.0	**1.5**	**11**	**6.2**	**17**
C00101	---	5/28/2015	<0.50	<1.0	**18**	**58**	**26**	**84**
C00102	---	5/28/2015	<0.50	<1.0	<1.0	**5.7**	**3.9**	**10**
C00103	---	5/28/2015	<0.50	<1.0	**11**	**58**	**39**	**98**
C00104	---	5/28/2015	<0.50	<1.0	**1.5**	**28**	**18**	**46**
C00105	---	5/28/2015	<0.50	<1.0	**2.2**	**20**	**17**	**37**
C00106	---	5/28/2015	<0.50	<1.0	<1.0	<1.0	<1.0	<1.0
C00107	---	5/28/2015	<0.50	<1.0	<1.0	<1.0	<1.0	<1.0
C00108	---	5/28/2015	<0.50	<1.0	**3.4**	**25**	**14**	**40**
C00109	---	5/28/2015	<0.50	<1.0	**2.5**	**18**	**9.7**	**27**
C00110	---	5/28/2015	<0.50	<1.0	**10**	**52**	**35**	**87**
C00111	---	5/28/2015	<0.50	<1.0	**7.0**	**39**	**28**	**67**
C00112	---	5/28/2015	<0.50	<1.0	**12**	**80**	**51**	**131**
C00113	---	5/28/2015	<0.50	<1.0	<1.0	**2.6**	<1.0	**2.6**
C00114	---	5/28/2015	<0.50	<1.0	**2.5**	**17**	**4.5**	**22**
C00115	---	5/28/2015	<0.50	<1.0	<1.0	**1.0**	<1.0	**1.0**
C00116	---	5/28/2015	<0.50	<1.0	**2.7**	**19**	**9.6**	**29**
C00117	---	5/28/2015	<0.50	<1.0	**6.8**	**36**	**23**	**59**
C00118	---	5/28/2015	<0.50	<1.0	<1.0	**6.0**	**3.8**	**10**
C00119	---	5/28/2015	<0.50	<1.0	**26**	**109**	**67**	**176**

TABLE A-1
ANALYTICAL RESULTS FOR TPH IN SOIL (0 TO 10 FEET BGS)
Defense Fuel Support Point Norwalk
15306 Norwalk Boulevard, Norwalk, California

Sample ID	Sample Depth	Date Sampled	Gasoline Range Organics (GRO) (mg/kg)	Carbon Range (C6-C12) (mg/kg)	Carbon Range (C13-C22) (mg/kg)	Carbon Range (C23-C32) (mg/kg)	Carbon Range (C33-C44) (mg/kg)	Carbon Range (C23-C44) (mg/kg)
RWQCB Site-Specific Soil Cleanup Goal (0.5 ft below ground surface)			**500**	**500**	**1,000**	**---**	**---**	**10,000**
RWQCB Site-Specific Soil Cleanup Goal (5 ft below ground surface)			**500**	**500**	**1,000**	**---**	**---**	**10,000**
RWQCB Site-Specific Soil Cleanup Goal (10 ft below ground surface)			**100**	**100**	**100**	**---**	**---**	**1,000**
C00120	---	5/28/2015	<0.50	<1.0	**0.55**	**10**	**7.1**	**17**
C00209	---	6/2/2015	<0.50	**---**	<10	<10	**12**	**12**
C00210	---	6/2/2015	<0.50	**---**	<10	<10	<10	<10
C00211	---	6/2/2015	<0.50	**---**	<10	<10	<10	<10
C00212	---	6/2/2015	<0.50	**---**	<10	<10	<10	<10
C00213	---	6/2/2015	<0.50	**---**	**11**	**100**	**120**	**220**
C00214	---	6/2/2015	<0.50	**---**	<10	<10	<10	<10
C00215	---	6/2/2015	<0.50	**---**	**42**	**62**	**51**	**113**
C00216	---	6/2/2015	<0.50	**---**	<10	<10	<10	<10
C00217	---	6/2/2015	<0.50	**---**	<10	<10	<10	<10
C00218	---	6/2/2015	<0.50	**---**	<10	<10	<10	<10
C00219	---	6/2/2015	<0.50	**---**	<10	**44**	**46**	**90**
C00220	---	6/2/2015	<0.50	**---**	<10	<10	<10	<10
C00221	---	6/2/2015	<0.50	**---**	<10	**25**	**33**	**58**
C00222	---	6/2/2015	<0.50	**---**	<10	**12**	**20**	**32**
C00223	---	6/2/2015	<0.50	**---**	<10	<10	<10	<10
C00224	---	6/2/2015	<0.50	**---**	<10	<10	<10	<10
C00225	---	6/2/2015	<0.50	**---**	<10	**58**	**65**	**123**
C00226	---	6/2/2015	<0.50	**---**	<10	<10	**15**	**15**
C00227	---	6/2/2015	<0.50	**---**	<10	<10	<10	<10
C00228	---	6/2/2015	<0.50	**---**	<10	**29**	**40**	**69**
C00229	---	6/2/2015	<0.50	**---**	<10	**40**	**60**	**100**
C00230	---	6/2/2015	<0.50	**---**	<10	<10	<10	<10
C00231	---	6/2/2015	<0.50	**---**	**13**	**78**	**84**	**162**
C00232	---	6/2/2015	<0.50	**---**	<10	**49**	**58**	**107**
C00233	---	6/2/2015	<0.50	**---**	<10	**52**	**61**	**113**
C00234	---	6/2/2015	<0.50	**---**	<10	**55**	**58**	**113**
C00235	---	6/2/2015	<0.50	**---**	<10	<10	**21**	**21**
C00236	---	6/2/2015	<0.50	**---**	**13**	**83**	**81**	**164**
C00237	---	6/2/2015	<0.50	**---**	<10	**39**	**52**	**91**
C00238	---	6/2/2015	<0.50	**---**	<10	**21**	**32**	**53**
C00239	---	6/2/2015	<0.50	**---**	<10	<10	<10	<10
C00240	---	6/2/2015	<0.50	**---**	<10	<10	<10	<10
CS-12-212A-JD *	---	7/1/2015	<0.50	**---**	<10	<10	<10	<10
CS-12-213-JD *	---	7/1/2015	<0.50	**---**	**---**	**---**	**---**	**---**
CS-12-215A-JD *	---	7/1/2015	<0.50	**---**	<10	<10	**19**	**19**
CS-12-218A-JD *	---	7/1/2015	<0.50	**---**	<10	**13**	**41**	**54**
CS-12-223A-JD *	---	7/1/2015	<0.50	**---**	<10	**25**	**78**	**103**
CS-12-226A-JD *	---	7/1/2015	<0.50	**---**	<10	**21**	**53**	**74**
CS-12-233A-L *	Lower	7/1/2015	<0.50	**---**	<10	**20**	**55**	**75**
CS-12-233A-M *	Middle	7/1/2015	<0.50	**---**	<10	**49**	**120**	**169**
CS-12-233-JD *	---	7/1/2015	<0.50	**---**	**---**	**---**	**---**	**---**
CS-12-236A-L *	Lower	7/1/2015	<0.50	**---**	<10	**61**	**140**	**201**
CS-12-236A-M *	Middle	7/1/2015	<0.50	**---**	<10	**32**	**83**	**115**
CS-12-238A-L *	Lower	7/1/2015	<0.50	**---**	<10	<10	**11**	**11**
CS-12-238A-M *	Middle	7/1/2015	<0.50	**---**	<10	<10	<10	<10
CS-12-240A-JD *	---	7/1/2015	<0.50	**---**	<10	<10	<10	<10
C00150	---	6/1/2015	<0.50	<1.0	**31**	**40**	**19**	**60**

TABLE A-1
ANALYTICAL RESULTS FOR TPH IN SOIL (0 TO 10 FEET BGS)
Defense Fuel Support Point Norwalk
15306 Norwalk Boulevard, Norwalk, California

Sample ID	Sample Depth	Date Sampled	Gasoline Range Organics (GRO) (mg/kg)	Carbon Range (C6-C12) (mg/kg)	Carbon Range (C13-C22) (mg/kg)	Carbon Range (C23-C32) (mg/kg)	Carbon Range (C33-C44) (mg/kg)	Carbon Range (C23-C44) (mg/kg)
RWQCB Site-Specific Soil Cleanup Goal (0.5 ft below ground surface)			**500**	**500**	**1,000**	**---**	**---**	**10,000**
RWQCB Site-Specific Soil Cleanup Goal (5 ft below ground surface)			**500**	**500**	**1,000**	**---**	**---**	**10,000**
RWQCB Site-Specific Soil Cleanup Goal (10 ft below ground surface)			**100**	**100**	**100**	**---**	**---**	**1,000**
C00151	---	6/1/2015	<0.50	<1.0	**16**	**52**	**26**	**77**
C00152	---	6/1/2015	<0.50	**31**	**46**	**156**	**78**	**234**
C00153	---	6/1/2015	<0.50	<1.0	**3.0**	**21**	**11**	**32**
C00154	---	6/1/2015	<0.50	<1.0	**7.5**	**44**	**26**	**70**
C00155	---	6/1/2015	<0.50	<1.0	**16**	**80**	**53**	**134**
C00156	---	6/1/2015	<0.50	<1.0	**15**	**74**	**43**	**117**
C00157	---	6/1/2015	<0.50	<1.0	**17**	**37**	**20**	**57**
C00158	---	6/1/2015	<0.50	<1.0	**1.7**	**10**	**7.2**	**17**
C00159	---	6/1/2015	<0.50	<1.0	**1.2**	**8.2**	**2.6**	**11**
C00160	---	6/1/2015	<0.50	<1.0	<1.0	<1.0	<1.0	<1.0
C00161	---	6/1/2015	<0.50	<1.0	**7.9**	**39**	**22**	**61**
C00162	---	6/1/2015	<0.50	<1.0	**6.1**	**33**	**22**	**54**
C00163	---	6/1/2015	<0.50	<1.0	<1.0	**7.3**	**2.8**	**10**
C00164	---	6/1/2015	<0.50	<1.0	**3.4**	**19**	**9.4**	**29**
C00165	---	6/1/2015	<0.50	<1.0	**42**	**66**	**29**	**95**
C00166	---	6/1/2015	<0.50	<1.0	**7.2**	**33**	**16**	**49**
C00167	---	6/1/2015	<0.50	<1.0	**3.9**	**22**	**8.8**	**31**
C00168	---	6/1/2015	<0.50	<1.0	**7.7**	**52**	**52**	**104**
C00169	---	6/1/2015	<0.50	**1.5**	**38**	**122**	**69**	**191**
C00170	---	6/1/2015	<0.50	<1.0	**11**	**27**	**28**	**55**
C00171	---	6/1/2015	<0.50	<1.0	**14**	**57**	**64**	**121**
C00172	---	6/1/2015	<0.50	<1.0	**16**	**20**	**13**	**33**
C00173	---	6/1/2015	<0.50	<1.0	<1.0	**2.8**	**3.9**	**6.7**
C00174	---	6/1/2015	<0.50	<1.0	**14**	**73**	**63**	**136**
C00175	---	6/1/2015	<0.50	<1.0	<1.0	**2.6**	**2.3**	**4.8**
C00176	---	6/1/2015	<0.50	<1.0	<1.0	<1.0	<1.0	<1.0
C00177	---	6/1/2015	<0.50	<1.0	<1.0	<1.0	<1.0	<1.0
C00178	---	6/1/2015	<0.50	<1.0	**40**	**287**	**286**	**573**
C00179	---	6/1/2015	<0.50	<1.0	**6.7**	**52**	**49**	**101**
C00180	---	6/1/2015	<0.50	<1.0	<1.0	**2.5**	**0.65**	**3.1**
C00181	---	6/1/2015	<0.50	<1.0	**6.3**	**43**	**38**	**81**
C00182	---	6/1/2015	<0.50	<1.0	**8.9**	**46**	**44**	**90**
C00183	---	6/1/2015	<0.50	<1.0	**0.70**	**13**	**17**	**30**
C00184	---	6/1/2015	<0.50	<1.0	**4.0**	**33**	**32**	**65**
C00185	---	6/1/2015	<0.50	<1.0	<1.0	<1.0	<1.0	<1.0
C00186	---	6/1/2015	<0.50	<1.0	**2.7**	**20**	**21**	**41**
C00187	---	6/1/2015	<0.50	**4.1**	**59**	**121**	**88**	**209**
C00188	---	6/1/2015	<0.50	<1.0	<1.0	<1.0	<1.0	<1.0
C00189	---	6/1/2015	<0.50	<1.0	<1.0	**8.1**	**10**	**18**
C00190	---	6/1/2015	<0.50	<1.0	<1.0	<1.0	<1.0	<1.0
C00191	---	6/1/2015	<0.50	<1.0	<1.0	**1.4**	<1.0	**1.4**
C00192	---	6/1/2015	<0.50	<1.0	<1.0	<1.0	<1.0	<1.0
C00193	---	6/1/2015	<0.50	<1.0	<1.0	**7.2**	**2.1**	**9.3**
C00194	---	6/1/2015	<0.50	<1.0	**0.65**	**22**	**30**	**52**

TABLE A-1
ANALYTICAL RESULTS FOR TPH IN SOIL (0 TO 10 FEET BGS)
Defense Fuel Support Point Norwalk
15306 Norwalk Boulevard, Norwalk, California

Sample ID	Sample Depth	Date Sampled	Gasoline Range Organics (GRO) (mg/kg)	Carbon Range (C6-C12) (mg/kg)	Carbon Range (C13-C22) (mg/kg)	Carbon Range (C23-C32) (mg/kg)	Carbon Range (C33-C44) (mg/kg)	Carbon Range (C23-C44) (mg/kg)
RWQCB Site-Specific Soil Cleanup Goal (0.5 ft below ground surface)			**500**	**500**	**1,000**	**---**	**---**	**10,000**
RWQCB Site-Specific Soil Cleanup Goal (5 ft below ground surface)			**500**	**500**	**1,000**	**---**	**---**	**10,000**
RWQCB Site-Specific Soil Cleanup Goal (10 ft below ground surface)			**100**	**100**	**100**	**---**	**---**	**1,000**
C00195	---	6/1/2015	<0.50	<1.0	<1.0	<1.0	<1.0	<1.0
C00196	---	6/1/2015	<0.50	<1.0	<1.0	**0.60**	**1.6**	**2.2**
C00197	---	6/1/2015	<0.50	<1.0	**0.75**	**13**	**13**	**26**
C00198	---	6/1/2015	<0.50	<1.0	<1.0	**3.0**	**4.1**	**7.0**
C00199	---	6/1/2015	<0.50	<1.0	<1.0	**3.2**	**2.4**	**5.5**
C00200	---	6/1/2015	<0.50	<1.0	<1.0	**3.1**	**1.8**	**4.9**
C00201	---	6/1/2015	<0.50	<1.0	<1.0	**2.7**	**2.9**	**5.6**
C00202	---	6/1/2015	<0.50	<1.0	**33**	**195**	**208**	**402**
C00203	---	6/1/2015	<0.50	<1.0	<1.0	**1.4**	<1.0	**1.4**
C00204	---	6/1/2015	<0.50	<1.0	<1.0	<1.0	<1.0	<1.0
C00205	---	6/1/2015	<0.50	<1.0	**0.90**	**11**	**10**	**21**
C00206	---	6/1/2015	<0.50	<1.0	<1.0	**1.2**	<1.0	**1.2**
C00207	---	6/1/2015	<0.50	<1.0	<1.0	<1.0	<1.0	<1.0
C00208	---	6/1/2015	<0.50	<1.0	**10**	**70**	**74**	**144**
CS-14-179A-JD *	---	7/1/2015	<0.50	**---**	**11**	**79**	**72**	**151**
CS-14-180-JD *	---	7/1/2015	<0.50	**---**	**---**	**---**	**---**	**---**
CS-14-183A-JD *	---	7/1/2015	<0.50	**---**	<10	**14**	**14**	**28**
CS-14-186A-JD *	---	7/1/2015	<0.50	**---**	<10	**34**	**34**	**68**
CS-14-190A-JD *	---	7/1/2015	<0.50	**---**	<10	<10	<10	<10
CS-14-193A-JD *	---	7/1/2015	<0.50	**---**	<10	**17**	**19**	**36**
CS-14-197A-JD *	---	7/1/2015	<0.50	**---**	<10	<10	<10	<10
CS-14-200A-L *	Lower	7/1/2015	<0.50	**---**	<10	<10	<10	<10
CS-14-200A-M *	Middle	7/1/2015	<0.50	**---**	<10	<10	<10	<10
CS-14-202A-L *	Lower	7/1/2015	<0.50	**---**	**22**	**150**	**120**	**270**
CS-14-202A-M *	Middle	7/1/2015	<0.50	**---**	<10	<10	<10	<10
CS-14-202-JD *	---	7/1/2015	<0.50	**---**	**---**	**---**	**---**	**---**
CS-14-207A-L *	Lower	7/1/2015	<0.50	**---**	<10	<10	<10	<10
CS-14-207A-M *	Middle	7/1/2015	<0.50	**---**	**17**	**85**	**67**	**152**
C00266	---	6/3/2015	<0.50	**---**	<10	**36**	**35**	**71**
C00267	---	6/3/2015	<0.50	**---**	**39**	**190**	**200**	**390**
C00268	---	6/3/2015	<0.50	**---**	<10	**15**	**14**	**29**
C00269	---	6/3/2015	<0.50	**---**	<10	**23**	**21**	**44**
C00270	---	6/3/2015	<0.50	**---**	<10	<10	<10	<10
C00271	---	6/3/2015	<0.50	**---**	<10	**16**	**20**	**36**
C00272	---	6/3/2015	<0.50	**---**	<10	<10	<10	<10
C00273	---	6/3/2015	<0.50	**---**	<10	**64**	**69**	**133**
C00274	---	6/3/2015	<0.50	**---**	<10	**38**	**40**	**78**
C00275	---	6/3/2015	<0.50	**---**	<10	**22**	**28**	**50**
C00276	---	6/3/2015	<0.50	**---**	<10	**21**	**28**	**49**
C00277	---	6/3/2015	<0.50	**---**	**21**	**120**	**130**	**250**
C00278	---	6/3/2015	<0.50	**---**	<10	<10	<10	<10
C00279	---	6/3/2015	<0.50	**---**	<10	<10	<10	<10
C00280	---	6/3/2015	<0.50	**---**	<10	<10	<10	<10
C00281	---	6/3/2015	<0.50	**---**	<10	**24**	**28**	**52**
C00282	---	6/3/2015	<0.50	**---**	<10	**52**	**68**	**120**
C00283	---	6/3/2015	<0.50	**---**	<10	<10	<10	<10

TABLE A-1
ANALYTICAL RESULTS FOR TPH IN SOIL (0 TO 10 FEET BGS)
Defense Fuel Support Point Norwalk
15306 Norwalk Boulevard, Norwalk, California

Sample ID	Sample Depth	Date Sampled	Gasoline Range Organics (GRO) (mg/kg)	Carbon Range (C6-C12) (mg/kg)	Carbon Range (C13-C22) (mg/kg)	Carbon Range (C23-C32) (mg/kg)	Carbon Range (C33-C44) (mg/kg)	Carbon Range (C23-C44) (mg/kg)
RWQCB Site-Specific Soil Cleanup Goal (0.5 ft below ground surface)			**500**	**500**	**1,000**	**---**	**---**	**10,000**
RWQCB Site-Specific Soil Cleanup Goal (5 ft below ground surface)			**500**	**500**	**1,000**	**---**	**---**	**10,000**
RWQCB Site-Specific Soil Cleanup Goal (10 ft below ground surface)			**100**	**100**	**100**	**---**	**---**	**1,000**
C00284	---	6/3/2015	<0.50	**---**	<10	**27**	**35**	**62**
C00285	---	6/4/2015	<0.50	**---**	<10	<10	<10	<10
C00286	---	6/4/2015	<0.50	**---**	<10	<10	<10	<10
C00287	---	6/4/2015	<0.50	**---**	<10	<10	<10	<10
C00288	---	6/4/2015	<0.50	**---**	**47**	**31**	<10	**31**
C00289	---	6/4/2015	<0.50	**---**	<10	<10	<10	<10
C00290	---	6/4/2015	<0.50	**---**	**26**	**35**	**23**	**58**
C00291	---	6/4/2015	<0.50	**---**	<10	<10	<10	<10
C00292	---	6/4/2015	<0.50	**---**	<10	<10	<10	<10
C00293	---	6/4/2015	<0.50	**---**	<10	<10	<10	<10
C00378	---	9/22/2015	<0.50	**---**	<10	**68**	**68**	**136**
C00379	---	9/22/2015	<0.50	**---**	<10	**24**	**31**	**55**
C00381	---	9/22/2015	<0.50	**---**	<10	**22**	**27**	**49**
C00382	---	9/22/2015	<0.50	**---**	<10	<10	<10	<31
C00383	---	9/22/2015	<0.50	**---**	<10	**12**	**14**	**26**
C00384	---	9/22/2015	<0.50	**---**	**17**	**140**	**140**	**280**
C00385	---	9/22/2015	<0.50	**---**	**23**	**190**	**170**	**360**
C00386	---	9/22/2015	<0.50	**---**	<10	<10	<10	<31
C00314	---	9/21/2015	<0.50	**---**	<10	**11**	**13**	**24**
C00315	---	9/21/2015	<0.50	**---**	<10	**47**	**63**	**110**
C00316	---	9/21/2015	<0.50	**---**	<10	**80**	**120**	**200**
C00317	---	9/21/2015	<0.50	**---**	**19**	**160**	**170**	**330**
C00318	---	9/21/2015	<0.50	**---**	<10	<10	**14**	**14**
C00319	---	9/21/2015	<0.50	**---**	**99**	**300**	**280**	**580**
C00320	---	9/21/2015	<0.50	**---**	<10	<10	<10	<10
C00321	---	9/21/2015	<0.50	**---**	<10	**20**	**37**	**57**
C00322	---	9/21/2015	<0.50	**---**	<10	**50**	**76**	**126**
C00323	---	9/21/2015	<0.50	**---**	**60**	**320**	**300**	**620**
C00324	---	9/21/2015	<0.50	**---**	<10	**24**	**37**	**61**
C00325	---	9/21/2015	<0.50	**---**	<10	<10	**12**	**12**
C00326	---	9/21/2015	<0.50	**---**	<10	<10	<10	<10
C00327	---	9/21/2015	<0.50	**---**	<10	**31**	**39**	**70**
C00328	---	9/21/2015	<0.50	**---**	<10	<10	<10	<10
C00329	---	9/21/2015	<0.50	**---**	<10	**11**	**19**	**30**
C00330	---	9/21/2015	<0.50	**---**	<10	<10	<10	<10
C00331	---	9/21/2015	<0.50	**---**	<10	<10	**14**	**14**
C00332	---	9/21/2015	<0.50	**---**	<10	**20**	**25**	**45**
C00333	---	9/21/2015	<0.50	**---**	<10	**17**	**31**	**48**
C00334	---	9/21/2015	<0.50	**---**	**79**	**210**	**98**	**308**
C00335	---	9/21/2015	<0.50	**---**	**13**	**65**	**58**	**123**
C00336	---	9/21/2015	<0.50	**---**	**24**	**110**	**79**	**189**

TABLE A-1
ANALYTICAL RESULTS FOR TPH IN SOIL (0 TO 10 FEET BGS)
Defense Fuel Support Point Norwalk
15306 Norwalk Boulevard, Norwalk, California

Sample ID	Sample Depth	Date Sampled	Gasoline Range Organics (GRO) (mg/kg)	Carbon Range (C6-C12) (mg/kg)	Carbon Range (C13-C22) (mg/kg)	Carbon Range (C23-C32) (mg/kg)	Carbon Range (C33-C44) (mg/kg)	Carbon Range (C23-C44) (mg/kg)
RWQCB Site-Specific Soil Cleanup Goal (0.5 ft below ground surface)			**500**	**500**	**1,000**	**---**	**---**	**10,000**
RWQCB Site-Specific Soil Cleanup Goal (5 ft below ground surface)			**500**	**500**	**1,000**	**---**	**---**	**10,000**
RWQCB Site-Specific Soil Cleanup Goal (10 ft below ground surface)			**100**	**100**	**100**	**---**	**---**	**1,000**
C00337	---	9/21/2015	<0.50	---	<10	**30**	**22**	**52**
C00338	---	9/21/2015	<0.50	---	**30**	**130**	**92**	**222**
C00339	---	9/21/2015	<0.50	---	**37**	**160**	**110**	**270**
C00340	---	9/21/2015	<0.50	---	**73**	**160**	**100**	**260**
C00341	---	9/21/2015	<0.50	---	**12**	**65**	**51**	**116**
C00342	---	9/21/2015	<0.50	---	**11**	**59**	**46**	**105**
C00343	---	9/21/2015	<0.50	---	<10	<10	<10	<10
C00344	---	9/21/2015	<0.50	---	<10	**46**	**34**	**80**
C00345	---	9/21/2015	<0.50	---	**11**	**71**	**35**	**106**
C00346	---	9/21/2015	<0.50	---	<10	**20**	**21**	**41**
C00347	---	9/21/2015	<0.50	---	<10	**24**	**22**	**46**
C00348	---	9/21/2015	<0.50	---	<10	<10	<10	<10
C00349	---	9/21/2015	<0.50	---	<10	<10	<10	<10
C00350	---	9/21/2015	<0.50	---	<10	**35**	**24**	**59**
C00410	---	10/27/2015	<0.50	---	**40**	**160**	**120**	**280**
C00411	---	10/27/2015	<0.50	---	<10	<10	<10	<10
C00412	---	10/27/2015	<0.50	---	<10	<10	<10	<10
C00413	---	10/27/2015	<0.50	---	<10	**39**	**25**	**64**
C00414	---	10/27/2015	<0.50	---	<10	<10	<10	<10
C00415	---	10/27/2015	<0.50	---	<10	<10	<10	<10
C00416	---	10/27/2015	<0.50	---	<10	<10	<10	<10
C00417	---	10/27/2015	<0.50	---	<10	**32**	**33**	**65**
C00418	---	10/27/2015	<0.50	---	<10	**12**	<10	**12**
C00419	---	10/27/2015	<0.50	---	**18**	**89**	**61**	**150**
C00420	---	10/27/2015	<0.50	---	<10	**23**	**15**	**38**
C00421	---	10/27/2015	<0.50	---	<10	<10	<10	<10
C00422	---	10/27/2015	<0.50	---	**14**	**31**	**20**	**51**
C00423	---	10/27/2015	<0.50	---	<10	<10	<10	<10
C00424	---	10/27/2015	<0.50	---	<10	<10	<10	<10
C00425	---	10/27/2015	<0.50	---	<10	<10	<10	<10
C00426	---	10/27/2015	<0.50	---	<10	**39**	**30**	**69**
C00427	---	10/27/2015	<0.50	---	**13**	**110**	**85**	**195**
C00428	---	10/27/2015	<0.50	---	<10	<10	<10	<10
C00429	---	10/27/2015	<0.50	---	<10	<10	<10	<10
C00430	---	10/27/2015	<0.50	---	<10	<10	<10	<10
C00431	---	10/27/2015	<0.50	---	<10	<10	<10	<10
C00432	---	10/27/2015	<0.50	---	**67**	**120**	**58**	**178**
C00433	---	10/27/2015	<0.50	---	<10	**23**	**17**	**40**
C00434	---	10/27/2015	<0.50	---	<10	**33**	**31**	**64**
C00435	---	10/27/2015	<0.50	---	<10	<10	<10	<10
C00436	---	10/28/2015	<0.50	---	<10	<10	<10	<10

TABLE A-1
ANALYTICAL RESULTS FOR TPH IN SOIL (0 TO 10 FEET BGS)
Defense Fuel Support Point Norwalk
15306 Norwalk Boulevard, Norwalk, California

Sample ID	Sample Depth	Date Sampled	Gasoline Range Organics (GRO) (mg/kg)	Carbon Range (C6-C12) (mg/kg)	Carbon Range (C13-C22) (mg/kg)	Carbon Range (C23-C32) (mg/kg)	Carbon Range (C33-C44) (mg/kg)	Carbon Range (C23-C44) (mg/kg)
RWQCB Site-Specific Soil Cleanup Goal (0.5 ft below ground surface)			**500**	**500**	**1,000**	**---**	**---**	**10,000**
RWQCB Site-Specific Soil Cleanup Goal (5 ft below ground surface)			**500**	**500**	**1,000**	**---**	**---**	**10,000**
RWQCB Site-Specific Soil Cleanup Goal (10 ft below ground surface)			**100**	**100**	**100**	**---**	**---**	**1,000**
C00437	---	10/28/2015	<0.50	**---**	<10	**35**	**22**	**57**
C00438	---	10/28/2015	<0.50	**---**	<10	<10	<10	<10
C00439	---	10/28/2015	<0.50	**---**	<10	**67**	**51**	**118**
C00440	---	10/28/2015	<0.50	**---**	<10	<10	<10	<10
C00441	---	10/28/2015	<0.50	**---**	<10	**27**	**22**	**49**
C00442	---	10/28/2015	<0.50	**---**	<10	**24**	**20**	**44**
C00443	---	10/28/2015	<0.50	**---**	**18**	**99**	**75**	**174**
C00444	---	10/28/2015	<0.50	**---**	<10	**41**	**31**	**72**
C00445	---	10/28/2015	<0.50	**---**	**11**	**74**	**54**	**128**
C00446	---	10/28/2015	<0.50	**---**	<10	**50**	**35**	**85**
C00447	---	10/28/2015	<0.50	**---**	**25**	**140**	**96**	**236**
C00448	---	10/28/2015	<0.50	**---**	<10	**24**	**18**	**42**
C00449	---	10/28/2015	<0.50	**---**	<10	**14**	<10	**14**
C00450	---	10/28/2015	<0.50	**---**	<10	**11**	<10	**11**
C00451	---	10/28/2015	<0.50	**---**	<10	<10	<10	<10
C00452	---	10/28/2015	<0.50	**---**	<10	<10	<10	<10
C00473	---	12/7/2015	<0.50	**---**	<10	**10**	<10	**10**
C00474	---	12/7/2015	<0.50	**---**	<10	**30**	**39**	**69**
C00475	---	12/7/2015	<0.50	**---**	<10	**57**	**63**	**120**
C00476	---	12/7/2015	<0.50	**---**	<10	**43**	**49**	**92**
C00477	---	12/7/2015	<0.50	**---**	**14**	**83**	**71**	**154**
C00478	---	12/7/2015	<0.50	**---**	<10	**26**	**40**	**66**
C00479	---	12/7/2015	<0.50	**---**	<10	**33**	**61**	**94**
C00480	---	12/7/2015	<0.50	**---**	<10	**40**	**50**	**90**
C00481	---	12/7/2015	<0.50	**---**	<10	**10**	<10	**10**
C00482	---	12/7/2015	<0.50	**---**	<10	**88**	**85**	**173**
C00483	---	12/7/2015	<0.50	**---**	**29**	**270**	**210**	**480**
C00484	---	12/7/2015	<0.50	**---**	**10**	**86**	**84**	**170**
C00485	---	12/7/2015	<0.50	**---**	**29**	**170**	**130**	**300**
C00486	---	12/7/2015	<0.50	**---**	<10	**17**	**19**	**36**
C00487	---	12/7/2015	<0.50	**---**	<10	**26**	**28**	**54**
C00488	---	12/7/2015	<0.50	**---**	**22**	**68**	**74**	**142**
C00489	---	12/7/2015	<0.50	**---**	**13**	**110**	**110**	**220**
C00490	---	12/7/2015	<0.50	**---**	<10	**85**	**94**	**179**
C00491	---	12/7/2015	<0.50	**---**	<10	**89**	**110**	**199**
C00492	---	12/7/2015	<0.50	**---**	**12**	**130**	**140**	**270**
C00493	---	12/7/2015	<0.50	**---**	**84**	**150**	**110**	**260**
C00494	---	12/7/2015	<0.50	**---**	<10	**49**	**47**	**96**
C00495	---	12/7/2015	<0.50	**---**	<10	**120**	**86**	**206**
C00496	---	12/7/2015	<0.50	**---**	<10	**180**	**210**	**390**
C00497	---	12/7/2015	<0.50	**---**	**54**	**330**	**210**	**540**

TABLE A-1
ANALYTICAL RESULTS FOR TPH IN SOIL (0 TO 10 FEET BGS)
Defense Fuel Support Point Norwalk
15306 Norwalk Boulevard, Norwalk, California

Sample ID	Sample Depth	Date Sampled	Gasoline Range Organics (GRO) (mg/kg)	Carbon Range (C6-C12) (mg/kg)	Carbon Range (C13-C22) (mg/kg)	Carbon Range (C23-C32) (mg/kg)	Carbon Range (C33-C44) (mg/kg)	Carbon Range (C23-C44) (mg/kg)
RWQCB Site-Specific Soil Cleanup Goal (0.5 ft below ground surface)			**500**	**500**	**1,000**	**---**	**---**	**10,000**
RWQCB Site-Specific Soil Cleanup Goal (5 ft below ground surface)			**500**	**500**	**1,000**	**---**	**---**	**10,000**
RWQCB Site-Specific Soil Cleanup Goal (10 ft below ground surface)			**100**	**100**	**100**	**---**	**---**	**1,000**
C00498	---	12/7/2015	<0.50	**---**	**30**	**240**	**190**	**430**
C00499	---	12/7/2015	<0.50	**---**	<10	**76**	**91**	**167**
C00500	---	12/7/2015	<0.50	**---**	**11**	**94**	**88**	**182**
C00501	---	12/7/2015	<0.50	**---**	<10	**31**	**47**	**78**
C00502	---	12/7/2015	<0.50	**---**	<10	**50**	**54**	**104**
C00503	---	12/7/2015	<0.50	**---**	<10	**29**	**33**	**62**
C00504	---	12/7/2015	<0.50	**---**	<10	**91**	**92**	**183**
C00506	---	12/7/2015	<0.50	**---**	<10	**53**	**56**	**109**
C00507	---	12/7/2015	<0.50	**---**	<10	**72**	**64**	**136**
C00508	---	12/15/2015	<0.50	**---**	<10	<10	<10	<10
C00509	---	12/15/2015	<0.50	**---**	<10	**20**	**12**	**32**
C00510	---	12/15/2015	<0.50	**---**	<10	**120**	**100**	**220**
C00511	---	12/15/2015	<0.50	**---**	<10	**13**	**12**	**25**
C00512	---	12/15/2015	<0.50	**---**	<10	**58**	**41**	**99**
C00513	---	12/15/2015	<0.50	**---**	<10	**33**	**25**	**58**
C00514	---	12/15/2015	<0.50	**---**	**16**	**10**	<10	**10**
C00515	---	12/15/2015	<0.50	**---**	<10	**11**	<10	**11**
C00516	---	12/15/2015	<0.50	**---**	<10	**30**	**19**	**49**
C00517	---	12/15/2015	<0.50	**---**	<10	**11**	<10	**11**
C00518	---	12/15/2015	<0.50	**---**	<10	**10**	<10	**10**
C00519	---	12/15/2015	<0.50	**---**	<10	**39**	**36**	**75**
C00520	---	12/15/2015	<0.50	**---**	<10	<10	<10	<10
C00521	---	12/15/2015	<0.50	**---**	<10	**13**	**11**	**24**
C00522	---	12/15/2015	<0.50	**---**	<10	<10	<10	<10
C00523	---	12/15/2015	<0.50	**---**	**20**	**160**	**96**	**256**
C00524	---	12/15/2015	<0.50	**---**	<10	**70**	**50**	**120**
C00525	---	12/15/2015	<0.50	**---**	**22**	**380**	**130**	**510**
C00526	---	12/15/2015	<0.50	**---**	<10	<10	<10	<10
C00527	---	12/15/2015	<0.50	**---**	**40**	**23**	<10	**23**
C00528	---	12/15/2015	<0.50	**---**	<10	**37**	**40**	**77**
C00529	---	12/15/2015	<0.50	**---**	<10	<10	<10	<10
C00530	---	12/15/2015	<0.50	**---**	<10	<10	<10	<10
C00532	---	12/15/2015	<0.50	**---**	**13**	**48**	**31**	**79**
C00533	---	12/15/2015	<0.50	**---**	**39**	**200**	**150**	**350**
C00534	---	12/15/2015	<0.50	**---**	<10	**16**	**10**	**26**
C00535	---	12/15/2015	<0.50	**---**	<10	**14**	<10	**14**
C00536	---	12/15/2015	<0.50	**---**	<10	<10	<10	<10
C00537	---	12/15/2015	**0.63**	**---**	<10	<10	<10	<10
C00538	---	12/15/2015	<0.50	**---**	<10	**20**	<10	**20**
C00539	---	12/15/2015	**0.65**	**---**	**12**	**140**	**110**	**250**
C00540	---	12/15/2015	<0.50	**---**	<10	**41**	**30**	**71**

TABLE A-1
ANALYTICAL RESULTS FOR TPH IN SOIL (0 TO 10 FEET BGS)
Defense Fuel Support Point Norwalk
15306 Norwalk Boulevard, Norwalk, California

Sample ID	Sample Depth	Date Sampled	Gasoline Range Organics (GRO) (mg/kg)	Carbon Range (C6-C12) (mg/kg)	Carbon Range (C13-C22) (mg/kg)	Carbon Range (C23-C32) (mg/kg)	Carbon Range (C33-C44) (mg/kg)	Carbon Range (C23-C44) (mg/kg)
RWQCB Site-Specific Soil Cleanup Goal (0.5 ft below ground surface)			**500**	**500**	**1,000**	**---**	**---**	**10,000**
RWQCB Site-Specific Soil Cleanup Goal (5 ft below ground surface)			**500**	**500**	**1,000**	**---**	**---**	**10,000**
RWQCB Site-Specific Soil Cleanup Goal (10 ft below ground surface)			**100**	**100**	**100**	**---**	**---**	**1,000**
C00541	---	12/15/2015	<0.50	**---**	**99**	**340**	**180**	**520**
C00542	---	12/15/2015	<0.50	**---**	<10	**30**	**20**	**50**
C00543	---	12/15/2015	<0.50	**---**	**14**	**130**	**88**	**218**
C00544	---	12/15/2015	**1.30**	**---**	**70**	**88**	**58**	**146**
C00545	---	12/15/2015	<0.50	**---**	**15**	**28**	**13**	**41**
C00546	---	12/15/2015	<0.50	**---**	<10	<10	<10	<10
C00547	---	12/15/2015	<0.50	**---**	**11**	**30**	**22**	**52**
C00548	---	12/15/2015	<0.50	**---**	**39**	**110**	**86**	**196**
C00549	---	12/15/2015	<0.50	**---**	**57**	**150**	**120**	**270**
C00550	---	12/15/2015	<0.50	**---**	**25**	**61**	**41**	**102**
C00551	---	12/15/2015	<0.50	**---**	**11**	**32**	**24**	**56**
C00552	---	12/15/2015	<0.50	**---**	**36**	**16**	<10	**16**
C00505-A	---	1/7/2016	<0.50	**---**	<10	**11**	<10	**11**
C00505-B	---	1/7/2016	<0.50	**---**	<10	<10	<10	<10
C00505-C	---	1/7/2016	<0.50	**---**	**28**	**77**	**57**	**134**
C00505-D	---	1/7/2016	<0.50	**---**	<10	**120**	**170**	**290**
C00531A	---	1/21/2016	<0.50	**---**	**12**	**87**	**100**	**187**
C00531B	---	1/21/2016	<0.50	**---**	<10	<10	<10	<10
C00531C	---	1/21/2016	<0.50	**---**	<10	<10	<10	<10
C00531D	---	1/21/2016	<0.50	**---**	**15**	**120**	**110**	**230**
Number of Samples			**952**	**360**	**936**	**936**	**936**	**923**
Number of Detections			**7**	**18**	**277**	**497**	**470**	**498**
Detection Frequency			**1%**	**5%**	**30%**	**53%**	**50%**	**54%**
Mean			**0.77**	**4.2**	**30**	**83**	**76**	**154**
Standard Deviation			**0.26**	**7.2**	**54**	**112**	**104**	**202**
Minimum Detected Concentration			**0.61**	**0.55**	**0.55**	**0.60**	**0.55**	**1.0**
Maximum Detected Concentration			**1.3**	**31**	**604**	**1,200**	**1,268**	**1,710**

Notes:
All concentrations are presented in milligrams per kilogram (mg/kg).
Detections are shown in **bold**.
C13-C22 = carbon chains ranging from C13 through C22.
TPH = total petroleum hydrocarbons.
<10 = not detected at or above the indicated laboratory reporting limit.
The soil samples from excavation 3, 4, 5, and 14 that were sampled

ft bgs = feet below ground surface.
-- = not applicable.
* = resampled locations.
GRO by EPA Method 8260B/5035.

TABLE A-2
ANALYTICAL RESULTS FOR VOCs IN SOIL (0 TO 10 FEET BGS)
Defense Fuel Support Point Norwalk
15306 Norwalk Boulevard, Norwalk, California

Sample ID	Sample Depth	Date Sampled	Acetone (mg/kg)	tert-Amyl Methyl Ether (TAME) (mg/kg)	Benzene (mg/kg)	Bromobenzene (mg/kg)	Bromochloromethane (mg/kg)	Bromodichloromethane (mg/kg)	Bromoform (mg/kg)	Bromomethane (mg/kg)	2-Butanone (MEK) (mg/kg)	tert-Butyl alcohol (TBA) (mg/kg)	sec-Butylbenzene (mg/kg)	tert-Butylbenzene (mg/kg)	n-Butylbenzene (mg/kg)	Carbon Disulfide (mg/kg)	Carbon Tetrachloride (mg/kg)	Chlorobenzene (mg/kg)	Chloroethane (mg/kg)	Chloroform (mg/kg)	Chloromethane (mg/kg)	2-Chlorotoluene (mg/kg)	4-Chlorotoluene (mg/kg)	1,2-Dibromo-3-chloropropane (mg/kg)	Dibromochloromethane (mg/kg)	1,2-Dibromoethane (EDB) (mg/kg)	Dibromomethane (mg/kg)	1,2-Dichlorobenzene (mg/kg)	1,3-Dichlorobenzene (mg/kg)	1,4-Dichlorobenzene (mg/kg)	Dichlorodifluoromethane (R12) (mg/kg)	1,1-Dichloroethane (mg/kg)	1,2-Dichloroethane (EDC) (mg/kg)	trans-1,2-Dichloroethylene (mg/kg)	cis-1,2-Dichloroethylene (mg/kg)	1,1-Dichloroethylene (mg/kg)	1,2-Dichloropropane (mg/kg)	1,3-Dichloropropane (mg/kg)
RWQCB Site-Specific Soil Cleanup Goal (0.5 ft below ground surface)			**0.994**	**0.005**	**0.013**	**0.005**	**0.005**	**0.005**	**0.005**	**0.005**	**0.05**	**0.02**	**2.22**	**1.78**	**3.4**	**0.046**	**0.005**	**0.005**	**0.005**	**0.005**	**0.005**	**0.005**	**0.005**	**0.01**	**0.005**	**0.005**	**0.005**	**0.005**	**0.005**	**0.005**	**0.005**	**0.005**	**0.005**	**0.005**	**0.005**	**0.005**	**0.005**	**0.005**
RWQCB Site-Specific Soil Cleanup Goal (5 ft below ground surface)			**1.28**	**0.005**	**0.011**	**0.005**	**0.005**	**0.005**	**0.005**	**0.005**	**0.05**	**0.02**	**0.129**	**0.11**	**0.179**	**0.023**	**0.005**	**0.005**	**0.005**	**0.005**	**0.005**	**0.005**	**0.005**	**0.01**	**0.005**	**0.005**	**0.005**	**0.005**	**0.005**	**0.005**	**0.005**	**0.005**	**0.005**	**0.005**	**0.005**	**0.005**	**0.005**	**0.005**
EX-03-E1-1	1	3/19/2015	<0.050	<0.0050	<0.0020	<0.0050	<0.0050	<0.0050	<0.0050	<0.0050	<0.050	<0.020	<0.0050	<0.0050	<0.0050	<0.0050	<0.0050	<0.0050	<0.0050	<0.0050	<0.0050	<0.0050	<0.0050	<0.010	<0.0050	<0.0050	<0.0050	<0.0050	<0.0050	<0.0050	<0.0050	<0.0050	<0.0050	<0.0050	<0.0050	<0.0050	<0.0050	<0.0050
EX-03-E1-3	3	3/19/2015	<0.050	<0.0050	<0.0020	<0.0050	<0.0050	<0.0050	<0.0050	<0.0050	<0.050	<0.020	<0.0050	<0.0050	<0.0050	<0.0050	<0.0050	<0.0050	<0.0050	<0.0050	<0.0050	<0.0050	<0.0050	<0.010	<0.0050	<0.0050	<0.0050	<0.0050	<0.0050	<0.0050	<0.0050	<0.0050	<0.0050	<0.0050	<0.0050	<0.0050	<0.0050	<0.0050
EX-03-E2-1	1	3/19/2015	<0.050	<0.0050	<0.0020	<0.0050	<0.0050	<0.0050	<0.0050	<0.0050	<0.050	<0.020	<0.0050	<0.0050	<0.0050	<0.0050	<0.0050	<0.0050	<0.0050	<0.0050	<0.0050	<0.0050	<0.0050	<0.010	<0.0050	<0.0050	<0.0050	<0.0050	<0.0050	<0.0050	<0.0050	<0.0050	<0.0050	<0.0050	<0.0050	<0.0050	<0.0050	<0.0050
EX-03-E2-3	3	3/19/2015	<0.050	<0.0050	<0.0020	<0.0050	<0.0050	<0.0050	<0.0050	<0.0050	<0.050	<0.020	<0.0050	<0.0050	<0.0050	<0.0050	<0.0050	<0.0050	<0.0050	<0.0050	<0.0050	<0.0050	<0.0050	<0.010	<0.0050	<0.0050	<0.0050	<0.0050	<0.0050	<0.0050	<0.0050	<0.0050	<0.0050	<0.0050	<0.0050	<0.0050	<0.0050	<0.0050
EX-03-E2-5	5	3/19/2015	<0.050	<0.0050	<0.0020	<0.0050	<0.0050	<0.0050	<0.0050	<0.0050	<0.050	<0.020	<0.0050	<0.0050	<0.0050	<0.0050	<0.0050	<0.0050	<0.0050	<0.0050	<0.0050	<0.0050	<0.0050	<0.010	<0.0050	<0.0050	<0.0050	<0.0050	<0.0050	<0.0050	<0.0050	<0.0050	<0.0050	<0.0050	<0.0050	<0.0050	<0.0050	<0.0050
EX-03-S1-1	1	3/19/2015	<0.050	<0.0050	<0.0020	<0.0050	<0.0050	<0.0050	<0.0050	<0.0050	<0.050	<0.020	<0.0050	<0.0050	<0.0050	<0.0050	<0.0050	<0.0050	<0.0050	<0.0050	<0.0050	<0.0050	<0.0050	<0.010	<0.0050	<0.0050	<0.0050	<0.0050	<0.0050	<0.0050	<0.0050	<0.0050	<0.0050	<0.0050	<0.0050	<0.0050	<0.0050	<0.0050
EX-03-S1-3	3	3/19/2015	<0.050	<0.0050	<0.0020	<0.0050	<0.0050	<0.0050	<0.0050	<0.0050	<0.050	<0.020	<0.0050	<0.0050	<0.0050	<0.0050	<0.0050	<0.0050	<0.0050	<0.0050	<0.0050	<0.0050	<0.0050	<0.010	<0.0050	<0.0050	<0.0050	<0.0050	<0.0050	<0.0050	<0.0050	<0.0050	<0.0050	<0.0050	<0.0050	<0.0050	<0.0050	<0.0050
EX-03-S1-5	5	3/19/2015	<0.050	<0.0050	<0.0020	<0.0050	<0.0050	<0.0050	<0.0050	<0.0050	<0.050	<0.020	<0.0050	<0.0050	<0.0050	<0.0050	<0.0050	<0.0050	<0.0050	<0.0050	<0.0050	<0.0050	<0.0050	<0.010	<0.0050	<0.0050	<0.0050	<0.0050	<0.0050	<0.0050	<0.0050	<0.0050	<0.0050	<0.0050	<0.0050	<0.0050	<0.0050	<0.0050
EX-03-S2-1	1	3/19/2015	<0.050	<0.0050	<0.0020	<0.0050	<0.0050	<0.0050	<0.0050	<0.0050	<0.050	<0.020	<0.0050	<0.0050	<0.0050	<0.0050	<0.0050	<0.0050	<0.0050	<0.0050	<0.0050	<0.0050	<0.0050	<0.010	<0.0050	<0.0050	<0.0050	<0.0050	<0.0050	<0.0050	<0.0050	<0.0050	<0.0050	<0.0050	<0.0050	<0.0050	<0.0050	<0.0050
EX-03-S2-3	3	3/19/2015	<0.050	<0.0050	<0.0020	<0.0050	<0.0050	<0.0050	<0.0050	<0.0050	<0.050	<0.020	<0.0050	<0.0050	<0.0050	<0.0050	<0.0050	<0.0050	<0.0050	<0.0050	<0.0050	<0.0050	<0.0050	<0.010	<0.0050	<0.0050	<0.0050	<0.0050	<0.0050	<0.0050	<0.0050	<0.0050	<0.0050	<0.0050	<0.0050	<0.0050	<0.0050	<0.0050
EX-03-S2-5	5	3/19/2015	<0.050	<0.0050	<0.0020	<0.0050	<0.0050	<0.0050	<0.0050	<0.0050	<0.050	<0.020	<0.0050	<0.0050	<0.0050	<0.0050	<0.0050	<0.0050	<0.0050	<0.0050	<0.0050	<0.0050	<0.0050	<0.010	<0.0050	<0.0050	<0.0050	<0.0050	<0.0050	<0.0050	<0.0050	<0.0050	<0.0050	<0.0050	<0.0050	<0.0050	<0.0050	<0.0050
EX-03-W1-1	1	3/19/2015	<0.050	<0.0050	<0.0020	<0.0050	<0.0050	<0.0050	<0.0050	<0.0050	<0.050	<0.020	<0.0050	<0.0050	<0.0050	<0.0050	<0.0050	<0.0050	<0.0050	<0.0050	<0.0050	<0.0050	<0.0050	<0.010	<0.0050	<0.0050	<0.0050	<0.0050	<0.0050	<0.0050	<0.0050	<0.0050	<0.0050	<0.0050	<0.0050	<0.0050	<0.0050	<0.0050
EX-03-W1-3	3	3/19/2015	<0.050	<0.0050	<0.0020	<0.0050	<0.0050	<0.0050	<0.0050	<0.0050	<0.050	<0.020	<0.0050	<0.0050	<0.0050	<0.0050	<0.0050	<0.0050	<0.0050	<0.0050	<0.0050	<0.0050	<0.0050	<0.010	<0.0050	<0.0050	<0.0050	<0.0050	<0.0050	<0.0050	<0.0050	<0.0050	<0.0050	<0.0050	<0.0050	<0.0050	<0.0050	<0.0050
EX-03-W1-5	5	3/19/2015	<0.050	<0.0050	<0.0020	<0.0050	<0.0050	<0.0050	<0.0050	<0.0050	<0.050	<0.020	<0.0050	<0.0050	<0.0050	<0.0050	<0.0050	<0.0050	<0.0050	<0.0050	<0.0050	<0.0050	<0.0050	<0.010	<0.0050	<0.0050	<0.0050	<0.0050	<0.0050	<0.0050	<0.0050	<0.0050	<0.0050	<0.0050	<0.0050	<0.0050	<0.0050	<0.0050
EX-03-W2-1	1	3/19/2015	<0.050	<0.0050	<0.0020	<0.0050	<0.0050	<0.0050	<0.0050	<0.0050	<0.050	<0.020	<0.0050	<0.0050	<0.0050	<0.0050	<0.0050	<0.0050	<0.0050	<0.0050	<0.0050	<0.0050	<0.0050	<0.010	<0.0050	<0.0050	<0.0050	<0.0050	<0.0050	<0.0050	<0.0050	<0.0050	<0.0050	<0.0050	<0.0050	<0.0050	<0.0050	<0.0050
EX-03-W2-3	3	3/19/2015	<0.050	<0.0050	<0.0020	<0.0050	<0.0050	<0.0050	<0.0050	<0.0050	<0.050	<0.020	<0.0050	<0.0050	<0.0050	<0.0050	<0.0050	<0.0050	<0.0050	<0.0050	<0.0050	<0.0050	<0.0050	<0.010	<0.0050	<0.0050	<0.0050	<0.0050	<0.0050	<0.0050	<0.0050	<0.0050	<0.0050	<0.0050	<0.0050	<0.0050	<0.0050	<0.0050
EX-03-W2-5	5	3/19/2015	<0.050	<0.0050	<0.0020	<0.0050	<0.0050	<0.0050	<0.0050	<0.0050	<0.050	<0.020	<0.0050	<0.0050	<0.0050	<0.0050	<0.0050	<0.0050	<0.0050	<0.0050	<0.0050	<0.0050	<0.0050	<0.010	<0.0050	<0.0050	<0.0050	<0.0050	<0.0050	<0.0050	<0.0050	<0.0050	<0.0050	<0.0050	<0.0050	<0.0050	<0.0050	<0.0050
EX-03-N1-1	1	3/19/2015	<0.050	<0.0050	<0.0020	<0.0050	<0.0050	<0.0050	<0.0050	<0.0050	<0.050	<0.020	<0.0050	<0.0050	<0.0050	<0.0050	<0.0050	<0.0050	<0.0050	<0.0050	<0.0050	<0.0050	<0.0050	<0.010	<0.0050	<0.0050	<0.0050	<0.0050	<0.0050	<0.0050	<0.0050	<0.0050	<0.0050	<0.0050	<0.0050	<0.0050	<0.0050	<0.0050
EX-03-N1-3	3	3/19/2015	<0.050	<0.0050	<0.0020	<0.0050	<0.0050	<0.0050	<0.0050	<0.0050	<0.050	<0.020	<0.0050	<0.0050	<0.0050	<0.0050	<0.0050	<0.0050	<0.0050	<0.0050	<0.0050	<0.0050	<0.0050	<0.010	<0.0050	<0.0050	<0.0050	<0.0050	<0.0050	<0.0050	<0.0050	<0.0050	<0.0050	<0.0050	<0.0050	<0.0050	<0.0050	<0.0050
EX-03-N1-5	5	3/19/2015	<0.050	<0.0050	<0.0020	<0.0050	<0.0050	<0.0050	<0.0050	<0.0050	<0.050	<0.020	<0.0050	<0.0050	<0.0050	<0.0050	<0.0050	<0.0050	<0.0050	<0.0050	<0.0050	<0.0050	<0.0050	<0.010	<0.0050	<0.0050	<0.0050	<0.0050	<0.0050	<0.0050	<0.0050	<0.0050	<0.0050	<0.0050	<0.0050	<0.0050	<0.0050	<0.0050
EX-03-N2-1	1	3/19/2015	<0.050	<0.0050	<0.0020	<0.0050	<0.0050	<0.0050	<0.0050	<0.0050	<0.050	<0.020	<0.0050	<0.0050	<0.0050	<0.0050	<0.0050	<0.0050	<0.0050	<0.0050	<0.0050	<0.0050	<0.0050	<0.010	<0.0050	<0.0050	<0.0050	<0.0050	<0.0050	<0.0050	<0.0050	<0.0050	<0.0050	<0.0050	<0.0050	<0.0050	<0.0050	<0.0050
EX-03-N2-3	3	3/19/2015	<0.050	<0.0050	<0.0020	<0.0050	<0.0050	<0.0050	<0.0050	<0.0050	<0.050	<0.020	<0.0050	<0.0050	<0.0050	<0.0050	<0.0050	<0.0050	<0.0050	<0.0050	<0.0050	<0.0050	<0.0050	<0.010	<0.0050	<0.0050	<0.0050	<0.0050	<0.0050	<0.0050	<0.0050	<0.0050	<0.0050	<0.0050	<0.0050	<0.0050	<0.0050	<0.0050
EX-03-N2-5	5	3/19/2015	<0.050	<0.0050	<0.0020	<0.0050	<0.0050	<0.0050	<0.0050	<0.0050	<0.050	<0.020	<0.0050	<0.0050	<0.0050	<0.0050	<0.0050	<0.0050	<0.0050	<0.0050	<0.0050	<0.0050	<0.0050	<0.010	<0.0050	<0.0050	<0.0050	<0.0050	<0.0050	<0.0050	<0.0050	<0.0050	<0.0050	<0.0050	<0.0050	<0.0050	<0.0050	<0.0050
EX-03-F1-5	5	3/19/2015	<0.050	<0.0050	<0.0020	<0.0050	<0.0050	<0.0050	<0.0050	<0.0050	<0.050	<0.020	<0.0050	<0.0050	<0.0050	<0.0050	<0.0050	<0.0050	<0.0050	<0.0050	<0.0050	<0.0050	<0.0050	<0.010	<0.0050	<0.0050	<0.0050	<0.0050	<0.0050	<0.0050	<0.0050	<0.0050	<0.0050	<0.0050	<0.0050	<0.0050	<0.0050	<0.0050
EX-03-F2-5	5	3/19/2015	<0.050	<0.0050	<0.0020	<0.0050	<0.0050	<0.0050	<0.0050	<0.0050	<0.050	<0.020	<0.0050	<0.0050	<0.0050	<0.0050	<0.0050	<0.0050	<0.0050	<0.0050	<0.0050	<0.0050	<0.0050	<0.010	<0.0050	<0.0050	<0.0050	<0.0050	<0.0050	<0.0050	<0.0050	<0.0050	<0.0050	<0.0050	<0.0050	<0.0050	<0.0050	<0.0050
EX-03-F3-5	5	3/19/2015	<0.050	<0.0050	<0.0020	<0.0050	<0.0050	<0.0050	<0.0050	<0.0050	<0.050	<0.020	<0.0050	<0.0050	<0.0050	<0.0050	<0.0050	<0.0050	<0.0050	<0.0050	<0.0050	<0.0050	<0.0050	<0.010	<0.0050	<0.0050	<0.0050	<0.0050	<0.0050	<0.0050	<0.0050	<0.0050	<0.0050	<0.0050	<0.0050	<0.0050	<0.0050	<0.0050
EX-03-F4-5	5	3/19/2015	<0.050	<0.0050	<0.0020	<0.0050	<0.0050	<0.0050	<0.0050	<0.0050	<0.050	<0.020	<0.0050	<0.0050	<0.0050	<0.0050	<0.0050	<0.0050	<0.0050	<0.0050	<0.0050	<0.0050	<0.0050	<0.010	<0.0050	<0.0050	<0.0050	<0.0050	<0.0050	<0.0050	<0.0050	<0.0050	<0.0050	<0.0050	<0.0050	<0.0050	<0.0050	<0.0050
EX-03-F5-5	5	3/19/2015	<0.050	<0.0050	<0.0020	<0.0050	<0.0050	<0.0050	<0.0050	<0.0050	<0.050	<0.020	<0.0050	<0.0050	<0.0050	<0.0050	<0.0050	<0.0050	<0.0050	<0.0050	<0.0050	<0.0050	<0.0050	<0.010	<0.0050	<0.0050	<0.0050	<0.0050	<0.0050	<0.0050	<0.0050	<0.0050	<0.0050	<0.0050	<0.0050	<0.0050	<0.0050	<0.0050
EX-03-F6-5	5	3/19/2015	<0.050	<0.0050	<0.0020	<0.0050	<0.0050	<0.0050	<0.0050	<0.0050	<0.050	<0.020	<0.0050	<0.0050	<0.0050	<0.0050	<0.0050	<0.0050	<0.0050	<0.0050	<0.0050	<0.0050	<0.0050	<0.010	<0.0050	<0.0050	<0.0050	<0.0050	<0.0050	<0.0050	<0.0050	<0.0050	<0.0050	<0.0050	<0.0050	<0.0050	<0.0050	<0.0050
EX-4-E1-1	1	4/7/2015	<0.050	<0.0050	<0.0020	<0.0050	<0.0050	<0.0050	<0.0050	<0.0050	<0.050	<0.020	<0.0050	<0.0050	<0.0050	<0.0050	<0.0050	<0.0050	<0.0050	<0.0050	<0.0050	<0.0050	<0.0050	<0.010	<0.0050	<0.0050	<0.0050	<0.0050	<0.0050	<0.0050	<0.0050	<0.0050	<0.0050	<0.0050	<0.0050	<0.0050	<0.0050	<0.0050
EX-4-E1-3	3	4/7/2015	<0.050	<0.0050	<0.0020	<0.0050	<0.0050	<0.0050	<0.0050	<0.0050	<0.050	<0.020	<0.0050	<0.0050	<0.0050	<0.0050	<0.0050	<0.0050	<0.0050	<0.0050	<0.0050	<0.0050	<0.0050	<0.010	<0.0050	<0.0050	<0.0050	<0.0050	<0.0050	<0.0050	<0.0050	<0.0050	<0.0050	<0.0050	<0.0050	<0.0050	<0.0050	<0.0050
EX-4-E1-5	5	4/7/2015	<0.050	<0.0050	<0.0020	<0.0050	<0.0050	<0.0050	<0.0050	<0.0050	<0.050	<0.020	<0.0050	<0.0050	<0.0050	<0.0050	<0.0050	<0.0050	<0.0050	<0.0050	<0.0050	<0.0050	<0.0050	<0.010	<0.0050	<0.0050	<0.0050	<0.0050	<0.0050	<0.0050	<0.0050	<0.0050	<0.0050	<0.0050	<0.0050	<0.0050	<0.0050	<0.0050
EX-4-E2-3	3	4/7/2015	<0.050	<0.0050	<0.0020	<0.0050	<0.0050	<0.0050	<0.0050	<0.0050	<0.050	<0.020	<0.0050	<0.0050	<0.0050	<0.0050	<0.0050	<0.0050	<0.0050	<0.0050	<0.0050	<0.0050	<0.0050	<0.010	<0.0050	<0.0050	<0.0050	<0.0050	<0.0050	<0.0050	<0.0050	<0.0050	<0.0050	<0.0050	<0.0050	<0.0050	<0.0050	<0.0050
EX-4-E2-5	5	4/7/2015	<0.050	<0.0050	<0.0020	<0.0050	<0.0050	<0.0050	<0.0050	<0.0050	<0.050	<0.020	<0.0050	<0.0050	<0.0050	<0.0050	<0.0050	<0.0050	<0.0050	<0.0050	<0.0050	<0.0050	<0.0050	<0.010	<0.0050	<0.0050	<0.0050	<0.0050	<0.0050	<0.0050	<0.0050	<0.0050	<0.0050	<0.0050	<0.0050	<0.0050	<0.0050	<0.0050
EX-4-E3-1	1	4/7/2015	<0.050	<0.0050	<0.0020	<0.0050	<0.0050	<0.0050	<0.0050	<0.0050	<0.050	<0.020	<0.0050	<0.0050	<0.0050	<0.0050	<0.0050	<0.0050	<0.0050	<0.0050	<0.0050	<0.0050	<0.0050	<0.010	<0.0050	<0.0050	<0.0050	<0.0050	<0.0050	<0.0050	<0.0050	<0.0050	<0.0050	<0.0050	<0.0050	<0.0050	<0.0050	<0.0050
EX-4-E3-3	3	4/7/2015	<0.050	<0.0050	<0.0020	<0.0050	<0.0050	<0.0050	<0.0050	<0.0050	<0.050	<0.020	<0.0050	<0.0050	<0.0050	<0.0050	<0.0050	<0.0050	<0.0050	<0.0050	<0.0050	<0.0050	<0.0050	<0.010	<0.0050	<0.0050	<0.0050	<0.0050	<0.0050	<0.0050	<0.0050	<0.0050	<0.0050	<0.0050	<0.0050	<0.0050	<0.0050	<0.0050
EX-4-E3-5	5	4/7/2015	<0.050	<0.0050	<0.0020	<0.0050	<0.0050	<0.0050	<0.0050	<0.0050	<0.050	<0.020	<0.0050	<0.0050	<0.0050	<0.0050	<0.0050	<0.0050	<0.0050	<0.0050	<0.0050	<0.0050	<0.0050	<0.010	<0.0050	<0.0050	<0.0050	<0.0050	<0.0050	<0.0050	<0.0050	<0.0050	<0.0050	<0.0050	<0.0050	<0.0050	<0.0050	<0.0050
EX-4-E4-1	1	4/7/2015	<0.050	<0.0050	<0.0020	<0.0050	<0.0050	<0.0050	<0.0050	<0.0050	<0.050	<0.020	<0.0050	<0.0050	<0.0050	<0.0050	<0.0050	<0.0050	<0.0050	<0.0050	<0.0050	<0.0050	<0.0050	<0.010	<0.0050	<0.0050	<0.0050	<0.0050	<0.0050	<0.0050	<0.0050	<0.0050	<0.0050	<0.0050	<0.0050	<0.0050	<0.0050	<0.0050
EX-4-E4-3	3	4/7/2015	<0.050	<0.0050	<0.0020	<0.0050	<0.0050	<0.0050	<0.0050	<0.0050	<0.050	<0.020	<0.0050	<0.0050	<0.0050	<0.0050	<0.0050	<0.0050	<0.0050	<0.0050	<0.0050	<0.0050	<0.0050	<0.010	<0.0050	<0.0050	<0.0050	<0.0050	<0.0050	<0.0050	<0.0050	<0.0050	<0.0050	<0.0050	<0.0050	<0.0050	<0.0050	<0.0050
EX-4-E4-5	5	4/7/2015	<0.050	<0.0050	<0.0020	<0.0050	<0.0050	<0.0050	<0.0050	<0.0050	<0.050	<0.020	<0.0050	<0.0050	<0.0050	<0.0050	<0.0050	<0.0050	<0.0050	<0.0050	<0.0050	<0.0050	<0.0050	<0.010	<0.0050	<0.0050	<0.0050	<0.0050	<0.0050	<0.0050	<0.0050	<0.0050	<0.0050	<0.0050	<0.0050	<0.0050	<0.0050	<0.0050
EX-4-F10-8-JD *	8	7/1/2015	<0.050	<0.0050	<0.010	<0.0050	<0.0050	<0.0050	<0.0050	<0.0050	<0.050	<0.020	<0.0050	<0.0050	<0.0050	<0.0050	<0.0050	<0.0050	<0.0050	<0.0050	<0.0050	<0.0050	<0.0050	<0.010	<0.0050	<0.0050	<0.0050	<0.0050	<0.0050	<0.0050	<0.0050	<0.0050	<0.0050	<0.0050	<0.0050	<0.0050	<0.0050	<0.0050
EX-4-F1-5	5	4/8/2015	<0.050	<0.0050	<0.0020	<0.0050	<0.0050	<0.0050	<0.0050	<0.0050	<0.050	<0.020	<0.0050	<0.0050	<0.0050	<0.0050	<0.0050	<0.0050	<0.0050	<0.0050	<0.0050	<0.0050	<0.0050	<0.010	<0.0050	<0.0050	<0.0050	<0.0050	<0.0050	<0.0050	<0.0050	<0.0050	<0.0050	<0.0050	<0.0050	<0.0050	<0.0050	<0.0050
EX-4-F3-5	5	4/8/2015	<0.050	<0.0050	<0.0020	<0.0050	<0.0050	<0.0050	<0.0050	<0.0050	<0.050	<0.020	<0.0050	<0.0050	<0.0050	<0.0050	<0.0050	<0.0050	<0.0050	<0.0050	<0.0050	<0.0050	<0.0050	<0.010	<0.0050	<0.0050	<0.0050	<0.0050	<0.0050	<0.0050	<0.0050	<0.0050	<0.0050	<0.0050	<0.0050	<0.0050	<0.0050	<0.0050
EX-4-F4-8-JD *	8	7/1/2015	<0.050	<0.0050	<0.010	<0.0050	<0.0050	<0.0050	<0.0050	<0.0050	<0.050	<0.020	<0.0050	<0.0050	<0.0050	<0.0050	<0.0050	<0.0050	<0.0050	<0.0050	<0.0050	<0.0050	<0.0050	<0.010	<0.0050	<0.0050	<0.0050	<0.0050	<0.0050	<0.0050	<0.0050	<0.0050	<0.0050	<0.0050	<0.0050	<0.0050	<0.0050	<0.0050
EX-4-F5-5	5	4/8/2015	<0.050	<0.0050	<0.0020	<0.0050	<0.0050	<0.0050	<0.0050	<0.0050	<0.050	<0.020	<0.0050	<0.0050	<0.0050	<0.0050	<0.0050	<0.0050	<0.0050	<0.0050	<0.0050	<0.0050	<0.0050	<0.010	<0.0050	<0.0050	<0.0050	<0.0050	<0.0050	<0.0050	<0.0050	<0.0050	<0.0050	<0.0050	<0.0050	<0.0050	<0.0050	<0.0050
EX-4-F6-5	5	4/8/2015	<0.050	<0.0050	<0.0020	<0.0050	<0.0050	<0.0050	<0.0050	<0.0050	<0.050	<0.020	<0.0050	<0.0050	<0.0050	<0.0050	<0.0050	<0.0050	<0.0050	<0.0050	<0.0050	<0.0050	<0.0050	<0.010	<0.0050	<0.0050	<0.0050	<0.0050	<0.0050	<0.0050	<0.0050	<0.0050	<0.0050	<0.0050	<0.0050	<0.0050	<0.0050	<0.0050
EX-4-F7-5	5	4/8/2015	<0.050	<0.0050	<0.0020	<0.0050	<0.0050	<0.0050	<0.0050	<0.0050	<0.050	<0.020	<0.0050	<0.0050	<0.0050	<0.0050	<0.0050	<0.0050	<0.0050	<0.0050	<0.0050	<0.0050	<0.0050	<0.010	<0.0050	<0.0050	<0.0050	<0.0050	<0.0050	<0.0050	<0.0050	<0.0050	<0.0050	<0.0050	<0.0050	<0.0050	<0.0050	<0.0050
EX-4-F8-5	5	4/8/2015	<0.050	<0.0050	<0.0020	<0.0050	<0.0050	<0.0050	<0.0050	<0.0050	<0.050	<0.020	<0.0050	<0.0050	<0.0050	<0.0050	<0.0050	<0.0050	<0.0050	<0.0050	<0.0050	<0.0050	<0.0050	<0.010	<0.0050	<0.0050	<0.0050	<0.0050	<0.0050	<0.0050	<0.0050	<0.0050	<0.0050	<0.0050	<0.0050	<0.0050	<0.0050	<0.0050
EX-4-F9-5	5	4/8/2015	<0.050	<0.0050	<0.0020	<0.0050	<0.0050	<0.0050	<0.0050	<0.0050	<0.050	<0.020	<0.0050	<0.0050	<0.0050	<0.0050	<0.0050	<0.0050	<0.0050	<0.0050	<0.0050	<0.0050	<0.0050	<0.010	<0.0050	<0.0050	<0.0050	<0.0050	<0.0050	<0.0050	<0.0050	<0.0050	<0.0050	<0.0050	<0.0050	<0.0050	<0.0050	<0.0050
EX-4-N1-1	1	4/7/2015	<0.050	<0.0050	<0.0020	<0.0050	<0.0050	<0.0050	<0.0050	<0.0050	<0.050	<0.020	<0.0050	<0.0050	<0.0050	<0.0050	<0.0050	<0.0050	<0.0050	<0.0050	<0.0050	<0.0050	<0.0050	<0.010	<0.0050	<0.0050	<0.0050	<0.0050	<0.0050	<0.0050	<0.0050	<0.0050	<0.0050	<0.0050	<0.0050	<0.0050	<0.0050	<0.0050
EX-4-N1-3	3	4/7/2015	<0.050	<0.0050	<0.0020	<0.0050	<0.0050	<0.0050	<0.0050	<0.0050	<0.050	<0.020	<0.0050	<0.0050	<0.0050	<0.0050	<0.0050	<0.0050	<0.0050	<0.0050	<0.0050	<0.0050	<0.0050	<0.010	<0.0050	<0.0050	<0.0050	<0.0050	<0.0050	<0.0050	<0.0050	<0.0050	<0.0050	<0.0050	<0.0050	<0.0050	<0.0050	<0.0050
EX-4-N1-5	5	4/7/2015	<0.050	<0.0050	<0.0020	<0.0050	<0.0050	<0.0050	<0.0050	<0.0050	<0.050	<0.020	<0.0050	<0.0050	<0.0050	<0.0050	<0.0050	<0.0050	<0.0050	<0.0050	<0.0050	<0.0050	<0.0050	<0.010	<0.0050	<0.0050	<0.0050	<0.0050	<0.0050	<0.0050	<0.0050	<0.0050	<0.0050	<0.0050	<0.0050	<0.0050	<0.0050	<0.0050
EX-4-N2-1	1	4/7/2015	<0.050	<0.0050	<0.0020	<0.0050	<0.0050	<0.0050	<0.0050	<0.0050	<0.050	<0.020	<0.0050	<0.0050	<0.0050	<0.0050	<0.0050	<0.0050	<0.0050	<0.0050	<0.0050	<0.0050	<0.0050	<0.010	<0.0050	<0.0050	<0.0050	<0.0050	<0.0050	<0.0050	<0.0050	<0.0050	<0.0050	<0.0050	<0.0050	<0.0050	<0.0050	<0.0050
EX-4-N2-3	3	4/7/2015	<0.050	<0.0050	<0.0020	<0.0050	<0.0050	<0.0050	<0.0050	<0.0050	<0.050

TABLE A-2
ANALYTICAL RESULTS FOR VOCs IN SOIL (0 TO 10 FEET BGS)
Defense Fuel Support Point Norwalk
15306 Norwalk Boulevard, Norwalk, California

Sample ID	Sample Depth	Date Sampled	2,2-Dichloropropane (mg/kg)	1,1-Dichloropropylene (mg/kg)	trans-1,3-Dichloropropylene (mg/kg)	cis-1,3-Dichloropropylene (mg/kg)	Diisopropyl ether (DIPE) (mg/kg)	Ethylbenzene (mg/kg)	Ethyl-tert-Butyl Ether (ETBE) (mg/kg)	Hexachlorobutadiene (mg/kg)	2-Hexanone (MBK) (mg/kg)	Isopropylbenzene (mg/kg)	4-Isopropyltoluene (mg/kg)	4-Methyl-2-pentanone (MIBK) (mg/kg)	Methylene Chloride (mg/kg)	Methyl-tert-Butyl Ether (MTBE) (mg/kg)	Naphthalene (mg/kg)	n-Propylbenzene (mg/kg)	Styrene (mg/kg)	1,1,1,2-Tetrachloroethane (mg/kg)	1,1,2,2-Tetrachloroethane (mg/kg)	Tetrachloroethylene (PCE) (mg/kg)	Toluene (mg/kg)	1,1,2-Trichloro-1,2,2-trifluoroethane (R113) (mg/kg)	1,2,3-Trichlorobenzene (mg/kg)	1,2,4-Trichlorobenzene (mg/kg)	1,1,1-Trichloroethane (mg/kg)	1,1,2-Trichloroethane (mg/kg)	Trichloroethylene (TCE) (mg/kg)	Trichlorofluoromethane (R11) (mg/kg)	1,2,3-Trichloropropane (mg/kg)	1,2,4-Trimethylbenzene (mg/kg)	1,3,5-Trimethylbenzene (mg/kg)	Vinyl chloride (mg/kg)	o-Xylene (mg/kg)	m,p-Xylenes (mg/kg)	Gasoline Range Organics (GRO) (mg/kg)
RWQCB Site-Specific Soil Cleanup Goal (0.5 ft below ground surface)			**0.005**	**0.005**	**0.005**	**0.005**	**0.424**	**1.44**	**0.005**	**0.01**	**0.05**	**4.78**	**0.005**	**0.05**	**0.05**	**0.005**	**0.231**	**1.87**	**0.399**	**0.005**	**0.005**	**0.005**	**0.444**	**0.005**	**0.005**	**0.005**	**0.005**	**0.005**	**0.005**	**0.005**	**0.005**	**1.8**	**1.77**	**0.005**	**---**	**---**	**500**
RWQCB Site-Specific Soil Cleanup Goal (5 ft below ground surface)			**0.005**	**0.005**	**0.005**	**0.005**	**0.212**	**1.07**	**0.005**	**0.01**	**0.05**	**0.303**	**0.005**	**0.05**	**0.05**	**0.005**	**0.012**	**0.114**	**0.03**	**0.005**	**0.005**	**0.005**	**0.356**	**0.005**	**0.005**	**0.005**	**0.005**	**0.005**	**0.005**	**0.005**	**0.005**	**0.12**	**0.118**	**0.005**	**---**	**---**	**100**
EX-03-E1-1	1	3/19/2015	<0.0050	<0.0050	<0.0050	<0.0050	<0.0050	<0.0020	<0.0050	<0.010	<0.050	<0.0050	<0.0050	<0.050	<0.050	<0.0050	<0.010	<0.0050	<0.0050	<0.0050	<0.0050	<0.0050	<0.0020	<0.0050	<0.0050	<0.0050	<0.0050	<0.0050	<0.0050	<0.0050	<0.0050	<0.0050	<0.0050	<0.0050	<0.0020	<0.0020	<0.50
EX-03-E1-3	3	3/19/2015	<0.0050	<0.0050	<0.0050	<0.0050	<0.0050	<0.0020	<0.0050	<0.010	<0.050	<0.0050	<0.0050	<0.050	<0.050	<0.0050	<0.010	<0.0050	<0.0050	<0.0050	<0.0050	<0.0050	<0.0020	<0.0050	<0.0050	<0.0050	<0.0050	<0.0050	<0.0050	<0.0050	<0.0050	<0.0050	<0.0050	<0.0050	<0.0020	<0.0020	<0.50
EX-03-E2-1	1	3/19/2015	<0.0050	<0.0050	<0.0050	<0.0050	<0.0050	<0.0020	<0.0050	<0.010	<0.050	<0.0050	<0.0050	<0.050	<0.050	<0.0050	<0.010	<0.0050	<0.0050	<0.0050	<0.0050	<0.0050	<0.0020	<0.0050	<0.0050	<0.0050	<0.0050	<0.0050	<0.0050	<0.0050	<0.0050	<0.0050	<0.0050	<0.0050	<0.0020	<0.0020	<0.50
EX-03-E2-3	3	3/19/2015	<0.0050	<0.0050	<0.0050	<0.0050	<0.0050	<0.0020	<0.0050	<0.010	<0.050	<0.0050	<0.0050	<0.050	<0.050	<0.0050	<0.010	<0.0050	<0.0050	<0.0050	<0.0050	<0.0050	<0.0020	<0.0050	<0.0050	<0.0050	<0.0050	<0.0050	<0.0050	<0.0050	<0.0050	<0.0050	<0.0050	<0.0050	<0.0020	<0.0020	<0.50
EX-03-E2-5	5	3/19/2015	<0.0050	<0.0050	<0.0050	<0.0050	<0.0050	<0.0020	<0.0050	<0.010	<0.050	<0.0050	<0.0050	<0.050	<0.050	<0.0050	<0.010	<0.0050	<0.0050	<0.0050	<0.0050	<0.0050	<0.0020	<0.0050	<0.0050	<0.0050	<0.0050	<0.0050	<0.0050	<0.0050	<0.0050	<0.0050	<0.0050	<0.0050	<0.0020	<0.0020	<0.50
EX-03-S1-1	1	3/19/2015	<0.0050	<0.0050	<0.0050	<0.0050	<0.0050	<0.0020	<0.0050	<0.010	<0.050	<0.0050	<0.0050	<0.050	<0.050	<0.0050	<0.010	<0.0050	<0.0050	<0.0050	<0.0050	<0.0050	<0.0020	<0.0050	<0.0050	<0.0050	<0.0050	<0.0050	<0.0050	<0.0050	<0.0050	<0.0050	<0.0050	<0.0050	<0.0020	<0.0020	<0.50
EX-03-S1-3	3	3/19/2015	<0.0050	<0.0050	<0.0050	<0.0050	<0.0050	<0.0020	<0.0050	<0.010	<0.050	<0.0050	<0.0050	<0.050	<0.050	<0.0050	<0.010	<0.0050	<0.0050	<0.0050	<0.0050	<0.0050	<0.0020	<0.0050	<0.0050	<0.0050	<0.0050	<0.0050	<0.0050	<0.0050	<0.0050	<0.0050	<0.0050	<0.0050	<0.0020	<0.0020	<0.50
EX-03-S1-5	5	3/19/2015	<0.0050	<0.0050	<0.0050	<0.0050	<0.0050	<0.0020	<0.0050	<0.010	<0.050	<0.0050	<0.0050	<0.050	<0.050	<0.0050	<0.010	<0.0050	<0.0050	<0.0050	<0.0050	<0.0050	<0.0020	<0.0050	<0.0050	<0.0050	<0.0050	<0.0050	<0.0050	<0.0050	<0.0050	<0.0050	<0.0050	<0.0050	<0.0020	<0.0020	<0.50
EX-03-S2-1	1	3/19/2015	<0.0050	<0.0050	<0.0050	<0.0050	<0.0050	<0.0020	<0.0050	<0.010	<0.050	<0.0050	<0.0050	<0.050	<0.050	<0.0050	<0.010	<0.0050	<0.0050	<0.0050	<0.0050	<0.0050	<0.0020	<0.0050	<0.0050	<0.0050	<0.0050	<0.0050	<0.0050	<0.0050	<0.0050	<0.0050	<0.0050	<0.0050	<0.0020	<0.0020	<0.50
EX-03-S2-3	3	3/19/2015	<0.0050	<0.0050	<0.0050	<0.0050	<0.0050	<0.0020	<0.0050	<0.010	<0.050	<0.0050	<0.0050	<0.050	<0.050	<0.0050	<0.010	<0.0050	<0.0050	<0.0050	<0.0050	<0.0050	<0.0020	<0.0050	<0.0050	<0.0050	<0.0050	<0.0050	<0.0050	<0.0050	<0.0050	<0.0050	<0.0050	<0.0050	<0.0020	<0.0020	<0.50
EX-03-S2-5	5	3/19/2015	<0.0050	<0.0050	<0.0050	<0.0050	<0.0050	<0.0020	<0.0050	<0.010	<0.050	<0.0050	<0.0050	<0.050	<0.050	<0.0050	<0.010	<0.0050	<0.0050	<0.0050	<0.0050	<0.0050	<0.0020	<0.0050	<0.0050	<0.0050	<0.0050	<0.0050	<0.0050	<0.0050	<0.0050	<0.0050	<0.0050	<0.0050	<0.0020	<0.0020	<0.50
EX-03-W1-1	1	3/19/2015	<0.0050	<0.0050	<0.0050	<0.0050	<0.0050	<0.0020	<0.0050	<0.010	<0.050	<0.0050	<0.0050	<0.050	<0.050	<0.0050	<0.010	<0.0050	<0.0050	<0.0050	<0.0050	<0.0050	<0.0020	<0.0050	<0.0050	<0.0050	<0.0050	<0.0050	<0.0050	<0.0050	<0.0050	<0.0050	<0.0050	<0.0050	<0.0020	<0.0020	<0.50
EX-03-W1-3	3	3/19/2015	<0.0050	<0.0050	<0.0050	<0.0050	<0.0050	<0.0020	<0.0050	<0.010	<0.050	<0.0050	<0.0050	<0.050	<0.050	<0.0050	<0.010	<0.0050	<0.0050	<0.0050	<0.0050	<0.0050	<0.0020	<0.0050	<0.0050	<0.0050	<0.0050	<0.0050	<0.0050	<0.0050	<0.0050	<0.0050	<0.0050	<0.0050	<0.0020	<0.0020	<0.50
EX-03-W1-5	5	3/19/2015	<0.0050	<0.0050	<0.0050	<0.0050	<0.0050	<0.0020	<0.0050	<0.010	<0.050	<0.0050	<0.0050	<0.050	<0.050	<0.0050	<0.010	<0.0050	<0.0050	<0.0050	<0.0050	<0.0050	<0.0020	<0.0050	<0.0050	<0.0050	<0.0050	<0.0050	<0.0050	<0.0050	<0.0050	<0.0050	<0.0050	<0.0050	<0.0020	<0.0020	<0.50
EX-03-W2-1	1	3/19/2015	<0.0050	<0.0050	<0.0050	<0.0050	<0.0050	<0.0020	<0.0050	<0.010	<0.050	<0.0050	<0.0050	<0.050	<0.050	<0.0050	<0.010	<0.0050	<0.0050	<0.0050	<0.0050	<0.0050	<0.0020	<0.0050	<0.0050	<0.0050	<0.0050	<0.0050	<0.0050	<0.0050	<0.0050	<0.0050	<0.0050	<0.0050	<0.0020	<0.0020	<0.50
EX-03-W2-3	3	3/19/2015	<0.0050	<0.0050	<0.0050	<0.0050	<0.0050	<0.0020	<0.0050	<0.010	<0.050	<0.0050	<0.0050	<0.050	<0.050	<0.0050	<0.010	<0.0050	<0.0050	<0.0050	<0.0050	<0.0050	<0.0020	<0.0050	<0.0050	<0.0050	<0.0050	<0.0050	<0.0050	<0.0050	<0.0050	<0.0050	<0.0050	<0.0050	<0.0020	<0.0020	<0.50
EX-03-W2-5	5	3/19/2015	<0.0050	<0.0050	<0.0050	<0.0050	<0.0050	<0.0020	<0.0050	<0.010	<0.050	<0.0050	<0.0050	<0.050	<0.050	<0.0050	<0.010	<0.0050	<0.0050	<0.0050	<0.0050	<0.0050	<0.0020	<0.0050	<0.0050	<0.0050	<0.0050	<0.0050	<0.0050	<0.0050	<0.0050	<0.0050	<0.0050	<0.0050	<0.0020	<0.0020	<0.50
EX-03-N1-1	1	3/19/2015	<0.0050	<0.0050	<0.0050	<0.0050	<0.0050	<0.0020	<0.0050	<0.010	<0.050	<0.0050	<0.0050	<0.050	<0.050	<0.0050	<0.010	<0.0050	<0.0050	<0.0050	<0.0050	<0.0050	<0.0020	<0.0050	<0.0050	<0.0050	<0.0050	<0.0050	<0.0050	<0.0050	<0.0050	<0.0050	<0.0050	<0.0050	<0.0020	<0.0020	<0.50
EX-03-N1-3	3	3/19/2015	<0.0050	<0.0050	<0.0050	<0.0050	<0.0050	<0.0020	<0.0050	<0.010	<0.050	<0.0050	<0.0050	<0.050	<0.050	<0.0050	<0.010	<0.0050	<0.0050	<0.0050	<0.0050	<0.0050	<0.0020	<0.0050	<0.0050	<0.0050	<0.0050	<0.0050	<0.0050	<0.0050	<0.0050	<0.0050	<0.0050	<0.0050	<0.0020	<0.0020	<0.50
EX-03-N1-5	5	3/19/2015	<0.0050	<0.0050	<0.0050	<0.0050	<0.0050	<0.0020	<0.0050	<0.010	<0.050	<0.0050	<0.0050	<0.050	<0.050	<0.0050	<0.010	<0.0050	<0.0050	<0.0050	<0.0050	<0.0050	<0.0020	<0.0050	<0.0050	<0.0050	<0.0050	<0.0050	<0.0050	<0.0050	<0.0050	<0.0050	<0.0050	<0.0050	<0.0020	<0.0020	<0.50
EX-03-N2-1	1	3/19/2015	<0.0050	<0.0050	<0.0050	<0.0050	<0.0050	<0.0020	<0.0050	<0.010	<0.050	<0.0050	<0.0050	<0.050	<0.050	<0.0050	<0.010	<0.0050	<0.0050	<0.0050	<0.0050	<0.0050	<0.0020	<0.0050	<0.0050	<0.0050	<0.0050	<0.0050	<0.0050	<0.0050	<0.0050	<0.0050	<0.0050	<0.0050	<0.0020	<0.0020	<0.50
EX-03-N2-3	3	3/19/2015	<0.0050	<0.0050	<0.0050	<0.0050	<0.0050	<0.0020	<0.0050	<0.010	<0.050	<0.0050	<0.0050	<0.050	<0.050	<0.0050	<0.010	<0.0050	<0.0050	<0.0050	<0.0050	<0.0050	<0.0020	<0.0050	<0.0050	<0.0050	<0.0050	<0.0050	<0.0050	<0.0050	<0.0050	<0.0050	<0.0050	<0.0050	<0.0020	<0.0020	<0.50
EX-03-N2-5	5	3/19/2015	<0.0050	<0.0050	<0.0050	<0.0050	<0.0050	<0.0020	<0.0050	<0.010	<0.050	<0.0050	<0.0050	<0.050	<0.050	<0.0050	<0.010	<0.0050	<0.0050	<0.0050	<0.0050	<0.0050	<0.0020	<0.0050	<0.0050	<0.0050	<0.0050	<0.0050	<0.0050	<0.0050	<0.0050	<0.0050	<0.0050	<0.0050	<0.0020	<0.0020	<0.50
EX-03-F1-5	5	3/19/2015	<0.0050	<0.0050	<0.0050	<0.0050	<0.0050	<0.0020	<0.0050	<0.010	<0.050	<0.0050	<0.0050	<0.050	<0.050	<0.0050	<0.010	<0.0050	<0.0050	<0.0050	<0.0050	<0.0050	<0.0020	<0.0050	<0.0050	<0.0050	<0.0050	<0.0050	<0.0050	<0.0050	<0.0050	<0.0050	<0.0050	<0.0050	<0.0020	<0.0020	<0.50
EX-03-F2-5	5	3/19/2015	<0.0050	<0.0050	<0.0050	<0.0050	<0.0050	<0.0020	<0.0050	<0.010	<0.050	<0.0050	<0.0050	<0.050	<0.050	<0.0050	<0.010	<0.0050	<0.0050	<0.0050	<0.0050	<0.0050	<0.0020	<0.0050	<0.0050	<0.0050	<0.0050	<0.0050	<0.0050	<0.0050	<0.0050	<0.0050	<0.0050	<0.0050	<0.0020	<0.0020	<0.50
EX-03-F3-5	5	3/19/2015	<0.0050	<0.0050	<0.0050	<0.0050	<0.0050	<0.0020	<0.0050	<0.010	<0.050	<0.0050	<0.0050	<0.050	<0.050	<0.0050	<0.010	<0.0050	<0.0050	<0.0050	<0.0050	<0.0050	<0.0020	<0.0050	<0.0050	<0.0050	<0.0050	<0.0050	<0.0050	<0.0050	<0.0050	<0.0050	<0.0050	<0.0050	<0.0020	<0.0020	<0.50
EX-03-F4-5	5	3/19/2015	<0.0050	<0.0050	<0.0050	<0.0050	<0.0050	<0.0020	<0.0050	<0.010	<0.050	<0.0050	<0.0050	<0.050	<0.050	<0.0050	<0.010	<0.0050	<0.0050	<0.0050	<0.0050	<0.0050	<0.0020	<0.0050	<0.0050	<0.0050	<0.0050	<0.0050	<0.0050	<0.0050	<0.0050	<0.0050	<0.0050	<0.0050	<0.0020	<0.0020	<0.50
EX-03-F5-5	5	3/19/2015	<0.0050	<0.0050	<0.0050	<0.0050	<0.0050	<0.0020	<0.0050	<0.010	<0.050	<0.0050	<0.0050	<0.050	<0.050	<0.0050	<0.010	<0.0050	<0.0050	<0.0050	<0.0050	<0.0050	<0.0020	<0.0050	<0.0050	<0.0050	<0.0050	<0.0050	<0.0050	<0.0050	<0.0050	<0.0050	<0.0050	<0.0050	<0.0020	<0.0020	<0.50
EX-03-F6-5	5	3/19/2015	<0.0050	<0.0050	<0.0050	<0.0050	<0.0050	<0.0020	<0.0050	<0.010	<0.050	<0.0050	<0.0050	<0.050	<0.050	<0.0050	<0.010	<0.0050	<0.0050	<0.0050	<0.0050	<0.0050	<0.0020	<0.0050	<0.0050	<0.0050	<0.0050	<0.0050	<0.0050	<0.0050	<0.0050	<0.0050	<0.0050	<0.0050	<0.0020	<0.0020	<0.50
EX-4-E1-1	1	4/7/2015	<0.0050	<0.0050	<0.0050	<0.0050	<0.0050	<0.0020	<0.0050	<0.010	<0.050	<0.0050	<0.0050	<0.050	<0.050	<0.0050	<0.010	<0.0050	<0.0050	<0.0050	<0.0050	<0.0050	<0.0020	<0.0050	<0.0050	<0.0050	<0.0050	<0.0050	<0.0050	<0.0050	<0.0050	<0.0050	<0.0050	<0.0050	<0.0020	<0.0020	<0.50
EX-4-E1-3	3	4/7/2015	<0.0050	<0.0050	<0.0050	<0.0050	<0.0050	<0.0020	<0.0050	<0.010	<0.050	<0.0050	<0.0050	<0.050	<0.050	<0.0050	<0.010	<0.0050	<0.0050	<0.0050	<0.0050	<0.0050	<0.0020	<0.0050	<0.0050	<0.0050	<0.0050	<0.0050	<0.0050	<0.0050	<0.0050	<0.0050	<0.0050	<0.0050	<0.0020	<0.0020	<0.50
EX-4-E1-5	5	4/7/2015	<0.0050	<0.0050	<0.0050	<0.0050	<0.0050	<0.0020	<0.0050	<0.010	<0.050	<0.0050	<0.0050	<0.050	<0.050	<0.0050	<0.010	<0.0050	<0.0050	<0.0050	<0.0050	<0.0050	<0.0020	<0.0050	<0.0050	<0.0050	<0.0050	<0.0050	<0.0050	<0.0050	<0.0050	<0.0050	<0.0050	<0.0050	<0.0020	<0.0020	<0.50
EX-4-E2-3	3	4/7/2015	<0.0050	<0.0050	<0.0050	<0.0050	<0.0050	<0.0020	<0.0050	<0.010	<0.050	<0.0050	<0.0050	<0.050	<0.050	<0.0050	<0.010	<0.0050	<0.0050	<0.0050	<0.0050	<0.0050	<0.0020	<0.0050	<0.0050	<0.0050	<0.0050	<0.0050	<0.0050	<0.0050	<0.0050	<0.0050	<0.0050	<0.0050	<0.0020	<0.0020	<0.50
EX-4-E2-5	5	4/7/2015	<0.0050	<0.0050	<0.0050	<0.0050	<0.0050	<0.0020	<0.0050	<0.010	<0.050	<0.0050	<0.0050	<0.050	<0.050	<0.0050	<0.010	<0.0050	<0.0050	<0.0050	<0.0050	<0.0050	<0.0020	<0.0050	<0.0050	<0.0050	<0.0050	<0.0050	<0.0050	<0.0050	<0.0050	<0.0050	<0.0050	<0.0050	<0.0020	<0.0020	<0.50
EX-4-E3-1	1	4/7/2015	<0.0050	<0.0050	<0.0050	<0.0050	<0.0050	<0.0020	<0.0050	<0.010	<0.050	<0.0050	<0.0050	<0.050	<0.050	<0.0050	<0.010	<0.0050	<0.0050	<0.0050	<0.0050	<0.0050	<0.0020	<0.0050	<0.0050	<0.0050	<0.0050	<0.0050	<0.0050	<0.0050	<0.0050	<0.0050	<0.0050	<0.0050	<0.0020	<0.0020	<0.50
EX-4-E3-3	3	4/7/2015	<0.0050	<0.0050	<0.0050	<0.0050	<0.0050	<0.0020	<0.0050	<0.010	<0.050	<0.0050	<0.0050	<0.050	<0.050	<0.0050	<0.010	<0.0050	<0.0050	<0.0050	<0.0050	<0.0050	<0.0020	<0.0050	<0.0050	<0.0050	<0.0050	<0.0050	<0.0050	<0.0050	<0.0050	<0.0050	<0.0050	<0.0050	<0.0020	<0.0020	<0.50
EX-4-E3-5	5	4/7/2015	<0.0050	<0.0050	<0.0050	<0.0050	<0.0050	<0.0020	<0.0050	<0.010	<0.050	<0.0050	<0.0050	<0.050	<0.050	<0.0050	<0.010	<0.0050	<0.0050	<0.0050	<0.0050	<0.0050	<0.0020	<0.0050	<0.0050	<0.0050	<0.0050	<0.0050	<0.0050	<0.0050	<0.0050	<0.0050	<0.0050	<0.0050	<0.0020	<0.0020	<0.50
EX-4-E4-1	1	4/7/2015	<0.0050	<0.0050	<0.0050	<0.0050	<0.0050	<0.0020	<0.0050	<0.010	<0.050	<0.0050	<0.0050	<0.050	<0.050	<0.0050	<0.010	<0.0050	<0.0050	<0.0050	<0.0050	<0.0050	<0.0020	<0.0050	<0.0050	<0.0050	<0.0050	<0.0050	<0.0050	<0.0050	<0.0050	<0.0050	<0.0050	<0.0050	<0.0020	<0.0020	<0.50
EX-4-E4-3	3	4/7/2015	<0.0050	<0.0050	<0.0050	<0.0050	<0.0050	<0.0020	<0.0050	<0.010	<0.050	<0.0050	<0.0050	<0.050	<0.050	<0.0050	<0.010	<0.0050	<0.0050	<0.0050	<0.0050	<0.0050	<0.0020	<0.0050	<0.0050	<0.0050	<0.0050	<0.0050	<0.0050	<0.0050	<0.0050	<0.0050	<0.0050	<0.0050	<0.0020	<0.0020	<0.50
EX-4-E4-5	5	4/7/2015	<0.0050	<0.0050	<0.0050	<0.0050	<0.0050	<0.0020	<0.0050	<0.010	<0.050	<0.0050	<0.0050	<0.050	<0.050	<0.0050	<0.010	<0.0050	<0.0050	<0.0050	<0.0050	<0.0050	<0.0020	<0.0050	<0.0050	<0.0050	<0.0050	<0.0050	<0.0050	<0.0050	<0.0050	<0.0050	<0.0050	<0.0050	<0.0020	<0.0020	<0.50
EX-4-F10-8-JD *	8	7/1/2015	<0.0050	<0.0050	<0.0050	<0.0050	<0.0050	<0.0020	<0.0050	<0.010	<0.050	<0.0050	<0.0050	<0.050	<0.050	<0.0050	<0.010	<0.0050	<0.0050	<0.0050	<0.0050	<0.0050	<0.0020	<0.0050	<0.0050	<0.0050	<0.0050	<0.0050	<0.0050	<0.0050	<0.0050	<0.0050	<0.0050	<0.0050	<0.0020	<0.0020	<0.50
EX-4-F1-5	5	4/8/2015	<0.0050	<0.0050	<0.0050	<0.0050	<0.0050	<0.0020	<0.0050	<0.010	<0.050	<0.0050	<0.0050	<0.050	<0.050	<0.0050	<0.010	<0.0050	<0.0050	<0.0050	<0.0050	<0.0050	<0.0020	<0.0050	<0.0050	<0.0050	<0.0050	<0.0050	<0.0050	<0.0050	<0.0050	<0.0050	<0.0050	<0.0050	<0.0020	<0.0020	<0.50
EX-4-F3-5	5	4/8/2015	<0.0050	<0.0050	<0.0050	<0.0050	<0.0050	<0.0020	<0.0050	<0.010	<0.050	<0.0050	<0.0050	<0.050	<0.050	<0.0050	<0.010	<0.0050	<0.0050	<0.0050	<0.0050	<0.0050	<0.0020	<0.0050	<0.0050	<0.0050	<0.0050	<0.0050	<0.0050	<0.0050	<0.0050	<0.0050	<0.0050	<0.0050	<0.0020	<0.0020	<0.50
EX-4-F4-8-JD *	8	7/1/2015	<0.0050	<0.0050	<0.0050	<0.0050	<0.0050	<0.0020	<0.0050	<0.010	<0.050	<0.0050	<0.0050	<0.050	<0.050	<0.0050	<0.010	<0.0050	<0.0050	<0.0050	<0.0050	<0.0050	<0.0020	<0.0050	<0.0050	<0.0050	<0.0050	<0.0050	<0.0050	<0.0050	<0.0050	<0.0050	<0.0050	<0.0050	<0.0020	<0.0020	<0.50
EX-4-F5-5	5	4/8/2015	<0.0050	<0.0050	<0.0050	<0.0050	<0.0050	<0.0020	<0.0050	<0.010	<0.050	<0.0050	<0.0050	<0.050	<0.050	<0.0050	<0.010	<0.0050	<0.0050	<0.0050	<0.0050	<0.0050	<0.0020	<0.0050	<0.0050	<0.0050	<0.0050	<0.0050	<0.0050	<0.0050	<0.0050	<0.0050	<0.0050	<0.0050	<0.0020	<0.0020	<0.50
EX-4-F6-5	5	4/8/2015	<0.0050	<0.0050	<0.0050	<0.0050	<0.0050	<0.0020	<0.0050	<0.010	<0.050	<0.0050	<0.0050	<0.050	<0.050	<0.0050	<0.010	<0.0050	<0.0050	<0.0050	<0.0050	<0.0050	<0.0020	<0.0050	<0.0050	<0.0050	<0.0050	<0.0050	<0.0050	<0.0050	<0.0050	<0.0050	<0.0050	<0.0050	<0.0020	<0.0020	<0.50
EX-4-F7-5	5	4/8/2015	<0.0050	<0.0050	<0.0050	<0.0050	<0.0050	<0.0020	<0.0050	<0.010	<0.050	<0.0050	<0.0050	<0.050	<0.050	<0.0050	<0.010	<0.0050	<0.0050	<0.0050	<0.0050	<0.0050	<0.0020	<0.0050	<0.0050	<0.0050	<0.0050	<0.0050	<0.0050	<0.0050	<0.0050	<0.0050	<0.0050	<0.0050	<0.0020	<0.0020	<0.50
EX-4-F8-5	5	4/8/2015	<0.0050	<0.0050	<0.0050	<0.0050	<0.0050	<0.0020	<0.0050	<0.010	<0.050	<0.0050	<0.0050	<0.050	<0.050	<0.0050	<0.010	<0.0050	<0.0050	<0.0050	<0.0050	<0.0050	<0.0020	<0.0050	<0.0050	<0.0050	<0.0050	<0.0050	<0.0050	<0.0050	<0.0050	<0.0050	<0.0050	<0.0050	<0.0020	<0.0020	<0.50
EX-4-F9-5	5	4/8/2015	<0.0050	<0.0050	<0.0050	<0.0050	<0.0050	<0.0020	<0.0050	<0.010	<0.050	<0.0050	<0.0050	<0.050	<0.050	<0.0050	<0.010	<0.0050	<0.0050	<0.0050	<0.0050	<0.0050	<0.0020	<0.0050	<0.0050	<0.0050	<0.0050	<0.0050	<0.0050	<0.0050	<0.0050	<0.0050	<0.0050	<0.0050	<0.0020	<0.0020	<0.50
EX-4-N1-1	1	4/7/2015	<0.0050	<0.0050	<0.0050	<0.0050	<0.0050	<0.0020	<0.0050	<0.010	<0.050	<0.0050	<0.0050	<0.050	<0.050	<0.0050	<0.010	<0.0050	<0.0050	<0.0050	<0.0050	<0.0050	<0.0020	<0.0050	<0.0050	<0.0050	<0.0050	<0.0050	<0.0050	<0.0050	<0.0050	<0.0050	<0.0050	<0.0050	<0.0020	<0.0020	<0.50
EX-4-N1-3	3	4/7/2015	<0.0050	<0.0050	<0.0050	<0.0050	<0.0050	<0.0020	<0.0050	<0.010	<0.050	<0.0050	<0.0050	<0.050	<0.050	<0.0050	<0.010	<0.0050	<0.0050	<0.0050	<0.0050	<0.0050	<0.0020	<0.0050	<0.0050	<0.0050	<0.0050	<0.0050	<0.0050	<0.0050	<0.0050	<0.0050	<0.0050	<0.0050	<0.0020	<0.0020	<0.50
EX-4-N1-5	5	4/7/2015	<0.0050	<0.0050	<0.0050	<0.0050	<0.0050	<0.0020	<0.0050	<0.010	<0.050	<0.0050	<0.0050	<0.050	<0.050	<0.0050	<0.010	<0.0050	<0.0050	<0.0050	<0.0050	<0.0050	<0.0020	<0.0050	<0.0050	<0.0050	<0.0050	<0.0050	<0.0050	<0.0050	<0.0050	<0.0050	<0.0050	<0.0050	<0.0020	<0.0020	<0.50
EX-4-N2-1	1	4/7/2015	<0.0050	<0.0050	<0.0050	<0.0050	<0.0050	<0.0020	<0.0050	<0.010	<0.050	<0.0050	<0.0050	<0.050	<0.050	<0.0050	<0.010	<0.0050	<0.0050	<0.0050	<0.0050	<0.0050	<0.0020	<0.0050	<0.0050	<0.0050	<0.0050	<0.0050	<0.0050	<0.0050	<0.0050	<0.0050	<0.0050	<0.0050	<0.0020	<0.0020	<0.50
EX-4-N2-3	3	4/7/2015	<0.0050	<0.0050	<0.0050	<0.0050	<0.0050	<0.0020	<0.0050	<0.010	<0.050	<0.0050	<0.0050	<0.050	<0.050	<0.0050	<0.010	<0.0050	<0.0050	<0.0050	<0.0050	<0.0050	<0.0020	<0.0050	<0.0050	<0.0050	<0.0050	<0.0050	<0.0050	<0.0050	<0.0050	<0.0050	<0.0050	<0.0050	<0.0020	<0.0020	<0.50
EX-4-N2-5	5	4/7/2015	<0.0050	<0.0050	<0.0050	<0.0050	<0.0050	<0.0020	<0.0050	<0.010	<0.050	<0.0050	<0.0050	<0.050	<0.050	<0.0050	<0.010	<0.0050	<0.0050	<0.0050	<0.0050	<0.0050	<0.0020	<0.0050	<0.0050	<0.0050	<0.0050	<0.0050	<0.0050	<0.0050	<0.0050	<0.0050	<0.0050	<0.0050	<0.0020

TABLE A-2
ANALYTICAL RESULTS FOR VOCs IN SOIL (0 TO 10 FEET BGS)
Defense Fuel Support Point Norwalk
15306 Norwalk Boulevard, Norwalk, California

Sample ID	Sample Depth	Date Sampled	Acetone (mg/kg)	tert-Amyl Methyl Ether (TAME) (mg/kg)	Benzene (mg/kg)	Bromobenzene (mg/kg)	Bromochloromethane (mg/kg)	Bromodichloromethane (mg/kg)	Bromoform (mg/kg)	Bromomethane (mg/kg)	2-Butanone (MEK) (mg/kg)	tert-Butyl alcohol (TBA) (mg/kg)	sec-Butylbenzene (mg/kg)	tert-Butylbenzene (mg/kg)	n-Butylbenzene (mg/kg)	Carbon Disulfide (mg/kg)	Carbon Tetrachloride (mg/kg)	Chlorobenzene (mg/kg)	Chloroethane (mg/kg)	Chloroform (mg/kg)	Chloromethane (mg/kg)	2-Chlorotoluene (mg/kg)	4-Chlorotoluene (mg/kg)	1,2-Dibromo-3-chloropropane (mg/kg)	Dibromochloromethane (mg/kg)	1,2-Dibromoethane (EDB) (mg/kg)	Dibromomethane (mg/kg)	1,2-Dichlorobenzene (mg/kg)	1,3-Dichlorobenzene (mg/kg)	1,4-Dichlorobenzene (mg/kg)	Dichlorodifluoromethane (R12) (mg/kg)	1,1-Dichloroethane (mg/kg)	1,2-Dichloroethane (EDC) (mg/kg)	trans-1,2-Dichloroethylene (mg/kg)	cis-1,2-Dichloroethylene (mg/kg)	1,1-Dichloroethylene (mg/kg)	1,2-Dichloropropane (mg/kg)	1,3-Dichloropropane (mg/kg)
RWQCB Site-Specific Soil Cleanup Goal (0.5 ft below ground surface)			**0.994**	**0.005**	**0.013**	**0.005**	**0.005**	**0.005**	**0.005**	**0.005**	**0.05**	**0.02**	**2.22**	**1.78**	**3.4**	**0.046**	**0.005**	**0.005**	**0.005**	**0.005**	**0.005**	**0.005**	**0.005**	**0.01**	**0.005**	**0.005**	**0.005**	**0.005**	**0.005**	**0.005**	**0.005**	**0.005**	**0.005**	**0.005**	**0.005**	**0.005**	**0.005**	**0.005**
RWQCB Site-Specific Soil Cleanup Goal (5 ft below ground surface)			**1.28**	**0.005**	**0.011**	**0.005**	**0.005**	**0.005**	**0.005**	**0.005**	**0.05**	**0.02**	**0.129**	**0.11**	**0.179**	**0.023**	**0.005**	**0.005**	**0.005**	**0.005**	**0.005**	**0.005**	**0.005**	**0.01**	**0.005**	**0.005**	**0.005**	**0.005**	**0.005**	**0.005**	**0.005**	**0.005**	**0.005**	**0.005**	**0.005**	**0.005**	**0.005**	**0.005**
EX-4-S1-3	3	4/7/2015	<0.050	<0.0050	<0.0020	<0.0050	<0.0050	<0.0050	<0.0050	<0.0050	<0.050	<0.020	<0.0050	<0.0050	<0.0050	<0.0050	<0.0050	<0.0050	<0.0050	<0.0050	<0.0050	<0.0050	<0.0050	<0.010	<0.0050	<0.0050	<0.0050	<0.0050	<0.0050	<0.0050	<0.0050	<0.0050	<0.0050	<0.0050	<0.0050	<0.0050	<0.0050	<0.0050
EX-4-S1-5	5	4/7/2015	<0.050	<0.0050	<0.0020	<0.0050	<0.0050	<0.0050	<0.0050	<0.0050	<0.050	<0.020	<0.0050	<0.0050	<0.0050	<0.0050	<0.0050	<0.0050	<0.0050	<0.0050	<0.0050	<0.0050	<0.0050	<0.010	<0.0050	<0.0050	<0.0050	<0.0050	<0.0050	<0.0050	<0.0050	<0.0050	<0.0050	<0.0050	<0.0050	<0.0050	<0.0050	<0.0050
EX-4-S2-1	1	4/7/2015	<0.050	<0.0050	<0.0020	<0.0050	<0.0050	<0.0050	<0.0050	<0.0050	<0.050	<0.020	<0.0050	<0.0050	<0.0050	<0.0050	<0.0050	<0.0050	<0.0050	<0.0050	<0.0050	<0.0050	<0.0050	<0.010	<0.0050	<0.0050	<0.0050	<0.0050	<0.0050	<0.0050	<0.0050	<0.0050	<0.0050	<0.0050	<0.0050	<0.0050	<0.0050	<0.0050
EX-4-S2-3	3	4/7/2015	<0.050	<0.0050	<0.0020	<0.0050	<0.0050	<0.0050	<0.0050	<0.0050	<0.050	<0.020	<0.0050	<0.0050	<0.0050	<0.0050	<0.0050	<0.0050	<0.0050	<0.0050	<0.0050	<0.0050	<0.0050	<0.010	<0.0050	<0.0050	<0.0050	<0.0050	<0.0050	<0.0050	<0.0050	<0.0050	<0.0050	<0.0050	<0.0050	<0.0050	<0.0050	<0.0050
EX-4-S2-5	5	4/7/2015	<0.050	<0.0050	<0.0020	<0.0050	<0.0050	<0.0050	<0.0050	<0.0050	<0.050	<0.020	<0.0050	<0.0050	<0.0050	<0.0050	<0.0050	<0.0050	<0.0050	<0.0050	<0.0050	<0.0050	<0.0050	<0.010	<0.0050	<0.0050	<0.0050	<0.0050	<0.0050	<0.0050	<0.0050	<0.0050	<0.0050	<0.0050	<0.0050	<0.0050	<0.0050	<0.0050
EX-4-S3-1	1	4/7/2015	<0.050	<0.0050	<0.0020	<0.0050	<0.0050	<0.0050	<0.0050	<0.0050	<0.050	<0.020	<0.0050	<0.0050	<0.0050	<0.0050	<0.0050	<0.0050	<0.0050	<0.0050	<0.0050	<0.0050	<0.0050	<0.010	<0.0050	<0.0050	<0.0050	<0.0050	<0.0050	<0.0050	<0.0050	<0.0050	<0.0050	<0.0050	<0.0050	<0.0050	<0.0050	<0.0050
EX-4-S3-3	3	4/7/2015	<0.050	<0.0050	<0.0020	<0.0050	<0.0050	<0.0050	<0.0050	<0.0050	<0.050	<0.020	<0.0050	<0.0050	<0.0050	<0.0050	<0.0050	<0.0050	<0.0050	<0.0050	<0.0050	<0.0050	<0.0050	<0.010	<0.0050	<0.0050	<0.0050	<0.0050	<0.0050	<0.0050	<0.0050	<0.0050	<0.0050	<0.0050	<0.0050	<0.0050	<0.0050	<0.0050
EX-4-S3-5	5	4/7/2015	<0.050	<0.0050	<0.0020	<0.0050	<0.0050	<0.0050	<0.0050	<0.0050	<0.050	<0.020	<0.0050	<0.0050	<0.0050	<0.0050	<0.0050	<0.0050	<0.0050	<0.0050	<0.0050	<0.0050	<0.0050	<0.010	<0.0050	<0.0050	<0.0050	<0.0050	<0.0050	<0.0050	<0.0050	<0.0050	<0.0050	<0.0050	<0.0050	<0.0050	<0.0050	<0.0050
EX-4-W1-1	1	4/7/2015	**0.11**	<0.0050	<0.0020	<0.0050	<0.0050	<0.0050	<0.0050	<0.0050	<0.050	<0.020	<0.0050	<0.0050	<0.0050	<0.0050	<0.0050	<0.0050	<0.0050	<0.0050	<0.0050	<0.0050	<0.0050	<0.010	<0.0050	<0.0050	<0.0050	<0.0050	<0.0050	<0.0050	<0.0050	<0.0050	<0.0050	<0.0050	<0.0050	<0.0050	<0.0050	<0.0050
EX-4-W1-3	3	4/7/2015	<0.050	<0.0050	<0.0020	<0.0050	<0.0050	<0.0050	<0.0050	<0.0050	<0.050	<0.020	<0.0050	<0.0050	<0.0050	<0.0050	<0.0050	<0.0050	<0.0050	<0.0050	<0.0050	<0.0050	<0.0050	<0.010	<0.0050	<0.0050	<0.0050	<0.0050	<0.0050	<0.0050	<0.0050	<0.0050	<0.0050	<0.0050	<0.0050	<0.0050	<0.0050	<0.0050
EX-4-W1-5	5	4/7/2015	<0.050	<0.0050	<0.0020	<0.0050	<0.0050	<0.0050	<0.0050	<0.0050	<0.050	<0.020	<0.0050	<0.0050	<0.0050	<0.0050	<0.0050	<0.0050	<0.0050	<0.0050	<0.0050	<0.0050	<0.0050	<0.010	<0.0050	<0.0050	<0.0050	<0.0050	<0.0050	<0.0050	<0.0050	<0.0050	<0.0050	<0.0050	<0.0050	<0.0050	<0.0050	<0.0050
EX-4-W2-1	1	4/7/2015	<0.050	<0.0050	<0.0020	<0.0050	<0.0050	<0.0050	<0.0050	<0.0050	<0.050	<0.020	<0.0050	<0.0050	<0.0050	<0.0050	<0.0050	<0.0050	<0.0050	<0.0050	<0.0050	<0.0050	<0.0050	<0.010	<0.0050	<0.0050	<0.0050	<0.0050	<0.0050	<0.0050	<0.0050	<0.0050	<0.0050	<0.0050	<0.0050	<0.0050	<0.0050	<0.0050
EX-4-W2-3	3	4/7/2015	<0.050	<0.0050	<0.0020	<0.0050	<0.0050	<0.0050	<0.0050	<0.0050	<0.050	<0.020	<0.0050	<0.0050	<0.0050	<0.0050	<0.0050	<0.0050	<0.0050	<0.0050	<0.0050	<0.0050	<0.0050	<0.010	<0.0050	<0.0050	<0.0050	<0.0050	<0.0050	<0.0050	<0.0050	<0.0050	<0.0050	<0.0050	<0.0050	<0.0050	<0.0050	<0.0050
EX-4-W3-1	1	4/7/2015	<0.050	<0.0050	<0.0020	<0.0050	<0.0050	<0.0050	<0.0050	<0.0050	<0.050	<0.020	<0.0050	<0.0050	<0.0050	<0.0050	<0.0050	<0.0050	<0.0050	<0.0050	<0.0050	<0.0050	<0.0050	<0.010	<0.0050	<0.0050	<0.0050	<0.0050	<0.0050	<0.0050	<0.0050	<0.0050	<0.0050	<0.0050	<0.0050	<0.0050	<0.0050	<0.0050
EX-4-W3-5	5	4/7/2015	<0.050	<0.0050	<0.0020	<0.0050	<0.0050	<0.0050	<0.0050	<0.0050	<0.050	<0.020	<0.0050	<0.0050	<0.0050	<0.0050	<0.0050	<0.0050	<0.0050	<0.0050	<0.0050	<0.0050	<0.0050	<0.010	<0.0050	<0.0050	<0.0050	<0.0050	<0.0050	<0.0050	<0.0050	<0.0050	<0.0050	<0.0050	<0.0050	<0.0050	<0.0050	<0.0050
EX-4-W4-1	1	4/7/2015	<0.050	<0.0050	<0.0020	<0.0050	<0.0050	<0.0050	<0.0050	<0.0050	<0.050	<0.020	<0.0050	<0.0050	<0.0050	<0.0050	<0.0050	<0.0050	<0.0050	<0.0050	<0.0050	<0.0050	<0.0050	<0.010	<0.0050	<0.0050	<0.0050	<0.0050	<0.0050	<0.0050	<0.0050	<0.0050	<0.0050	<0.0050	<0.0050	<0.0050	<0.0050	<0.0050
EX-4-W4-3	3	4/7/2015	<0.050	<0.0050	<0.0020	<0.0050	<0.0050	<0.0050	<0.0050	<0.0050	<0.050	<0.020	<0.0050	<0.0050	<0.0050	<0.0050	<0.0050	<0.0050	<0.0050	<0.0050	<0.0050	<0.0050	<0.0050	<0.010	<0.0050	<0.0050	<0.0050	<0.0050	<0.0050	<0.0050	<0.0050	<0.0050	<0.0050	<0.0050	<0.0050	<0.0050	<0.0050	<0.0050
EX-4-W4-5	5	4/7/2015	<0.050	<0.0050	<0.0020	<0.0050	<0.0050	<0.0050	<0.0050	<0.0050	<0.050	<0.020	<0.0050	<0.0050	<0.0050	<0.0050	<0.0050	<0.0050	<0.0050	<0.0050	<0.0050	<0.0050	<0.0050	<0.010	<0.0050	<0.0050	<0.0050	<0.0050	<0.0050	<0.0050	<0.0050	<0.0050	<0.0050	<0.0050	<0.0050	<0.0050	<0.0050	<0.0050
EX-04-F10-12	10	6/29/2015	<0.050	<0.0050	<0.010	<0.0050	<0.0050	<0.0050	<0.0050	<0.0050	<0.050	<0.020	<0.0050	<0.0050	<0.0050	<0.0050	<0.0050	<0.0050	<0.0050	<0.0050	<0.0050	<0.0050	<0.0050	<0.010	<0.0050	<0.0050	<0.0050	<0.0050	<0.0050	<0.0050	<0.0050	<0.0050	<0.0050	<0.0050	<0.0050	<0.0050	<0.0050	<0.0050
EX-04-F2-12	2	6/29/2015	<0.050	<0.0050	<0.010	<0.0050	<0.0050	<0.0050	<0.0050	<0.0050	<0.050	<0.020	<0.0050	<0.0050	<0.0050	<0.0050	<0.0050	<0.0050	<0.0050	<0.0050	<0.0050	<0.0050	<0.0050	<0.010	<0.0050	<0.0050	<0.0050	<0.0050	<0.0050	<0.0050	<0.0050	<0.0050	<0.0050	<0.0050	<0.0050	<0.0050	<0.0050	<0.0050
EX-4-E2-1-JD *	2	7/1/2015	<0.050	<0.0050	<0.010	<0.0050	<0.0050	<0.0050	<0.0050	<0.0050	<0.050	<0.020	<0.0050	<0.0050	<0.0050	<0.0050	<0.0050	<0.0050	<0.0050	<0.0050	<0.0050	<0.0050	<0.0050	<0.010	<0.0050	<0.0050	<0.0050	<0.0050	<0.0050	<0.0050	<0.0050	<0.0050	<0.0050	<0.0050	<0.0050	<0.0050	<0.0050	<0.0050
EX-4-F11-5-JD *	5	7/1/2015	<0.050	<0.0050	<0.010	<0.0050	<0.0050	<0.0050	<0.0050	<0.0050	<0.050	<0.020	<0.0050	<0.0050	<0.0050	<0.0050	<0.0050	<0.0050	<0.0050	<0.0050	<0.0050	<0.0050	<0.0050	<0.010	<0.0050	<0.0050	<0.0050	<0.0050	<0.0050	<0.0050	<0.0050	<0.0050	<0.0050	<0.0050	<0.0050	<0.0050	<0.0050	<0.0050
EX-4-F2-5-JD *	5	7/1/2015	<0.050	<0.0050	<0.010	<0.0050	<0.0050	<0.0050	<0.0050	<0.0050	<0.050	<0.020	<0.0050	<0.0050	<0.0050	<0.0050	<0.0050	<0.0050	<0.0050	<0.0050	<0.0050	<0.0050	<0.0050	<0.010	<0.0050	<0.0050	<0.0050	<0.0050	<0.0050	<0.0050	<0.0050	<0.0050	<0.0050	<0.0050	<0.0050	<0.0050	<0.0050	<0.0050
EX-4-N3-3-JD *	3	7/1/2015	<0.050	<0.0050	<0.010	<0.0050	<0.0050	<0.0050	<0.0050	<0.0050	<0.050	<0.020	<0.0050	<0.0050	<0.0050	<0.0050	<0.0050	<0.0050	<0.0050	<0.0050	<0.0050	<0.0050	<0.0050	<0.010	<0.0050	<0.0050	<0.0050	<0.0050	<0.0050	<0.0050	<0.0050	<0.0050	<0.0050	<0.0050	<0.0050	<0.0050	<0.0050	<0.0050
EX-4-S1-1-JD *	1	7/1/2015	<0.050	<0.0050	<0.010	<0.0050	<0.0050	<0.0050	<0.0050	<0.0050	<0.050	<0.020	<0.0050	<0.0050	<0.0050	<0.0050	<0.0050	<0.0050	<0.0050	<0.0050	<0.0050	<0.0050	<0.0050	<0.010	<0.0050	<0.0050	<0.0050	<0.0050	<0.0050	<0.0050	<0.0050	<0.0050	<0.0050	<0.0050	<0.0050	<0.0050	<0.0050	<0.0050
EX-4-W3-1-JD *	1	7/1/2015	<0.050	<0.0050	<0.010	<0.0050	<0.0050	<0.0050	<0.0050	<0.0050	<0.050	<0.020	<0.0050	<0.0050	<0.0050	<0.0050	<0.0050	<0.0050	<0.0050	<0.0050	<0.0050	<0.0050	<0.0050	<0.010	<0.0050	<0.0050	<0.0050	<0.0050	<0.0050	<0.0050	<0.0050	<0.0050	<0.0050	<0.0050	<0.0050	<0.0050	<0.0050	<0.0050
EX-4-W3-5-JD *	5	7/1/2015	<0.050	<0.0050	<0.010	<0.0050	<0.0050	<0.0050	<0.0050	<0.0050	<0.050	<0.020	<0.0050	<0.0050	<0.0050	<0.0050	<0.0050	<0.0050	<0.0050	<0.0050	<0.0050	<0.0050	<0.0050	<0.010	<0.0050	<0.0050	<0.0050	<0.0050	<0.0050	<0.0050	<0.0050	<0.0050	<0.0050	<0.0050	<0.0050	<0.0050	<0.0050	<0.0050
EX-5-E1-1	1	4/8/2015	<0.050	<0.0050	<0.0020	<0.0050	<0.0050	<0.0050	<0.0050	<0.0050	<0.050	<0.020	<0.0050	<0.0050	<0.0050	<0.0050	<0.0050	<0.0050	<0.0050	<0.0050	<0.0050	<0.0050	<0.0050	<0.010	<0.0050	<0.0050	<0.0050	<0.0050	<0.0050	<0.0050	<0.0050	<0.0050	<0.0050	<0.0050	<0.0050	<0.0050	<0.0050	<0.0050
EX-5-E1-3	3	4/8/2015	<0.050	<0.0050	<0.0020	<0.0050	<0.0050	<0.0050	<0.0050	<0.0050	<0.050	<0.020	<0.0050	<0.0050	<0.0050	<0.0050	<0.0050	<0.0050	<0.0050	<0.0050	<0.0050	<0.0050	<0.0050	<0.010	<0.0050	<0.0050	<0.0050	<0.0050	<0.0050	<0.0050	<0.0050	<0.0050	<0.0050	<0.0050	<0.0050	<0.0050	<0.0050	<0.0050
EX-5-E1-5	5	4/8/2015	<0.050	<0.0050	<0.0020	<0.0050	<0.0050	<0.0050	<0.0050	<0.0050	<0.050	<0.020	<0.0050	<0.0050	<0.0050	<0.0050	<0.0050	<0.0050	<0.0050	<0.0050	<0.0050	<0.0050	<0.0050	<0.010	<0.0050	<0.0050	<0.0050	<0.0050	<0.0050	<0.0050	<0.0050	<0.0050	<0.0050	<0.0050	<0.0050	<0.0050	<0.0050	<0.0050
EX-5-E2-1	1	4/8/2015	<0.050	<0.0050	<0.0020	<0.0050	<0.0050	<0.0050	<0.0050	<0.0050	<0.050	<0.020	<0.0050	<0.0050	<0.0050	<0.0050	<0.0050	<0.0050	<0.0050	<0.0050	<0.0050	<0.0050	<0.0050	<0.010	<0.0050	<0.0050	<0.0050	<0.0050	<0.0050	<0.0050	<0.0050	<0.0050	<0.0050	<0.0050	<0.0050	<0.0050	<0.0050	<0.0050
EX-5-E2-3	3	4/8/2015	<0.050	<0.0050	<0.0020	<0.0050	<0.0050	<0.0050	<0.0050	<0.0050	<0.050	<0.020	<0.0050	<0.0050	<0.0050	<0.0050	<0.0050	<0.0050	<0.0050	<0.0050	<0.0050	<0.0050	<0.0050	<0.010	<0.0050	<0.0050	<0.0050	<0.0050	<0.0050	<0.0050	<0.0050	<0.0050	<0.0050	<0.0050	<0.0050	<0.0050	<0.0050	<0.0050
EX-5-E2-5	5	4/8/2015	<0.050	<0.0050	<0.0020	<0.0050	<0.0050	<0.0050	<0.0050	<0.0050	<0.050	<0.020	<0.0050	<0.0050	<0.0050	<0.0050	<0.0050	<0.0050	<0.0050	<0.0050	<0.0050	<0.0050	<0.0050	<0.010	<0.0050	<0.0050	<0.0050	<0.0050	<0.0050	<0.0050	<0.0050	<0.0050	<0.0050	<0.0050	<0.0050	<0.0050	<0.0050	<0.0050
EX-5-F3-5	5	4/8/2015	<0.050	<0.0050	<0.0020	<0.0050	<0.0050	<0.0050	<0.0050	<0.0050	<0.050	<0.020	<0.0050	<0.0050	<0.0050	<0.0050	<0.0050	<0.0050	<0.0050	<0.0050	<0.0050	<0.0050	<0.0050	<0.010	<0.0050	<0.0050	<0.0050	<0.0050	<0.0050	<0.0050	<0.0050	<0.0050	<0.0050	<0.0050	<0.0050	<0.0050	<0.0050	<0.0050
EX-5-F1-5	5	4/8/2015	<0.050	<0.0050	<0.0020	<0.0050	<0.0050	<0.0050	<0.0050	<0.0050	<0.050	<0.020	<0.0050	<0.0050	<0.0050	<0.0050	<0.0050	<0.0050	<0.0050	<0.0050	<0.0050	<0.0050	<0.0050	<0.010	<0.0050	<0.0050	<0.0050	<0.0050	<0.0050	<0.0050	<0.0050	<0.0050	<0.0050	<0.0050	<0.0050	<0.0050	<0.0050	<0.0050
EX-5-F2-5	5	4/8/2015	<0.050	<0.0050	<0.0020	<0.0050	<0.0050	<0.0050	<0.0050	<0.0050	<0.050	<0.020	<0.0050	<0.0050	<0.0050	<0.0050	<0.0050	<0.0050	<0.0050	<0.0050	<0.0050	<0.0050	<0.0050	<0.010	<0.0050	<0.0050	<0.0050	<0.0050	<0.0050	<0.0050	<0.0050	<0.0050	<0.0050	<0.0050	<0.0050	<0.0050	<0.0050	<0.0050
EX-5-N1-1	1	4/8/2015	<0.050	<0.0050	<0.0020	<0.0050	<0.0050	<0.0050	<0.0050	<0.0050	<0.050	<0.020	<0.0050	<0.0050	<0.0050	<0.0050	<0.0050	<0.0050	<0.0050	<0.0050	<0.0050	<0.0050	<0.0050	<0.010	<0.0050	<0.0050	<0.0050	<0.0050	<0.0050	<0.0050	<0.0050	<0.0050	<0.0050	<0.0050	<0.0050	<0.0050	<0.0050	<0.0050
EX-5-N1-3	3	4/8/2015	<0.050	<0.0050	<0.0020	<0.0050	<0.0050	<0.0050	<0.0050	<0.0050	<0.050	<0.020	<0.0050	<0.0050	<0.0050	<0.0050	<0.0050	<0.0050	<0.0050	<0.0050	<0.0050	<0.0050	<0.0050	<0.010	<0.0050	<0.0050	<0.0050	<0.0050	<0.0050	<0.0050	<0.0050	<0.0050	<0.0050	<0.0050	<0.0050	<0.0050	<0.0050	<0.0050
EX-5-N1-5	5	4/8/2015	<0.050	<0.0050	<0.0020	<0.0050	<0.0050	<0.0050	<0.0050	<0.0050	<0.050	<0.020	<0.0050	<0.0050	<0.0050	<0.0050	<0.0050	<0.0050	<0.0050	<0.0050	<0.0050	<0.0050	<0.0050	<0.010	<0.0050	<0.0050	<0.0050	<0.0050	<0.0050	<0.0050	<0.0050	<0.0050	<0.0050	<0.0050	<0.0050	<0.0050	<0.0050	<0.0050
EX-5-N2-1	1	4/8/2015	<0.050	<0.0050	<0.0020	<0.0050	<0.0050	<0.0050	<0.0050	<0.0050	<0.050	<0.020	<0.0050	<0.0050	<0.0050	<0.0050	<0.0050	<0.0050	<0.0050	<0.0050	<0.0050	<0.0050	<0.0050	<0.010	<0.0050	<0.0050	<0.0050	<0.0050	<0.0050	<0.0050	<0.0050	<0.0050	<0.0050	<0.0050	<0.0050	<0.0050	<0.0050	<0.0050
EX-5-N2-3	3	4/8/2015	<0.050	<0.0050	<0.0020	<0.0050	<0.0050	<0.0050	<0.0050	<0.0050	<0.050	<0.020	<0.0050	<0.0050	<0.0050	<0.0050	<0.0050	<0.0050	<0.0050	<0.0050	<0.0050	<0.0050	<0.0050	<0.010	<0.0050	<0.0050	<0.0050	<0.0050	<0.0050	<0.0050	<0.0050	<0.0050	<0.0050	<0.0050	<0.0050	<0.0050	<0.0050	<0.0050
EX-5-N2-5	5	4/8/2015	<0.050	<0.0050	<0.0020	<0.0050	<0.0050	<0.0050	<0.0050	<0.0050	<0.050	<0.020	<0.0050	<0.0050	<0.0050	<0.0050	<0.0050	<0.0050	<0.0050	<0.0050	<0.0050	<0.0050	<0.0050	<0.010	<0.0050	<0.0050	<0.0050	<0.0050	<0.0050	<0.0050	<0.0050	<0.0050	<0.0050	<0.0050	<0.0050	<0.0050	<0.0050	<0.0050
EX-5-N3-1	1	4/8/2015	<0.050	<0.0050	<0.0020	<0.0050	<0.0050	<0.0050	<0.0050	<0.0050	<0.050	<0.020	<0.0050	<0.0050	<0.0050	<0.0050	<0.0050	<0.0050	<0.0050	<0.0050	<0.0050	<0.0050	<0.0050	<0.010	<0.0050	<0.0050	<0.0050	<0.0050	<0.0050	<0.0050	<0.0050	<0.0050	<0.0050	<0.0050	<0.0050	<0.0050	<0.0050	<0.0050
EX-5-N3-3	3	4/8/2015	<0.050	<0.0050	<0.0020	<0.0050	<0.0050	<0.0050	<0.0050	<0.0050	<0.050	<0.020	<0.0050	<0.0050	<0.0050	<0.0050	<0.0050	<0.0050	<0.0050	<0.0050	<0.0050	<0.0050	<0.0050	<0.010	<0.0050	<0.0050	<0.0050	<0.0050	<0.0050	<0.0050	<0.0050	<0.0050	<0.0050	<0.0050	<0.0050	<0.0050	<0.0050	<0.0050
EX-5-N3-5	5	4/8/2015	<0.050	<0.0050	<0.0020	<0.0050	<0.0050	<0.0050	<0.0050	<0.0050	<0.050	<0.020	<0.0050	<0.0050	<0.0050	<0.0050	<0.0050	<0.0050	<0.0050	<0.0050	<0.0050	<0.0050	<0.0050	<0.010	<0.0050	<0.0050	<0.0050	<0.0050	<0.0050	<0.0050	<0.0050	<0.0050	<0.0050	<0.0050	<0.0050	<0.0050	<0.0050	<0.0050
EX-5-S1-1	1	4/8/2015	<0.050	<0.0050	<0.0020	<0.0050	<0.0050	<0.0050	<0.0050	<0.0050	<0.050	<0.020	<0.0050	<0.0050	<0.0050	<0.0050	<0.0050	<0.0050	<0.0050	<0.0050	<0.0050	<0.0050	<0.0050	<0.010	<0.0050	<0.0050	<0.0050	<0.0050	<0.0050	<0.0050	<0.0050	<0.0050	<0.0050	<0.0050	<0.0050	<0.0050	<0.0050	<0.0050
EX-5-S1-3	3	4/8/2015	<0.050	<0.0050	<0.0020	<0.0050	<0.0050	<0.0050	<0.0050	<0.0050	<0.050	<0.020	<0.0050	<0.0050	<0.0050	<0.0050	<0.0050	<0.0050	<0.0050	<0.0050	<0.0050	<0.0050	<0.0050	<0.010	<0.0050	<0.0050	<0.0050	<0.0050	<0.0050	<0.0050	<0.0050	<0.0050	<0.0050	<0.0050	<0.0050	<0.0050	<0.0050	<0.0050
EX-5-S1-5	5	4/8/2015	<0.050	<0.0050	<0.0020	<0.0050	<0.0050	<0.0050	<0.0050	<0.0050	<0.050	<0.020	<0.0050	<0.0050	<0.0050	<0.0050	<0.0050	<0.0050	<0.0050	<0.0050	<0.0050	<0.0050	<0.0050	<0.010	<0.0050	<0.0050	<0.0050	<0.0050	<0.0050	<0.0050	<0.0050	<0.0050	<0.0050	<0.0050	<0.0050	<0.0050	<0.0050	<0.0050
EX-5-S2-1	1	4/8/2015	<0.050	<0.0050	<0.0020	<0.0050	<0.0050	<0.0050	<0.0050	<0.0050	<0.050	<0.020	<0.0050	<0.0050	<0.0050	<0.0050	<0.0050	<0.0050	<0.0050	<0.0050	<0.0050	<0.0050	<0.0050	<0.010	<0.0050	<0.0050	<0.0050	<0.0050	<0.0050	<0.0050	<0.0050	<0.0050	<0.0050	<0.0050	<0.0050	<0.0050	<0.0050	<0.0050
EX-5-S2-3	3	4/8/2015	<0.050	<0.0050	<0.0020	<0.0050	<0.0050	<0.0050	<0.0050	<0.0050	<0.050	<0.020	<0.0050	<0.0050	<0.0050	<0.0050	<0.0050	<0.0050	<0.0050	<0.0050	<0.0050	<0.0050	<0.0050	<0.010	<0.0050	<0.0050	<0.0050	<0.0050	<0.0050	<0.0050	<0.0050	<0.0050	<0.0050	<0.0050	<0.0050	<0.0050	<0.0050	<0.0050
EX-5-S2-5	5	4/8/2015	<0.050	<0.0050	<0.0020	<0.0050	<0.0050	<0.0050	<0.0050	<0.0050	<0.050	<0.020	<0.0050	<0.0050	<0.0050	<0.0050	<0.0050	<0.0050	<0.0050	<0.0050	<0.0050	<0.0050	<0.0050	<0.010	<0.0050	<0.0050	<0.0050	<0.0050	<0.0050	<0.0050	<0.0050	<0.0050	<0.0050	<0.0050	<0.0050	<0.0050	<0.0050	<0.0050
EX-5-W1-1	1	4/8/2015	<0.050	<0.0050	<0.0020	<0.0050	<0.0050	<0.0050	<0.0050	<0.0050	<0.050	<0.020	<0.0050	<0.0050	<0.0050	<0.0050	<0.0050	<0.0050	<0.0050	<0.0050	<0.0050	<0.0050	<0.0050	<0.010	<0.0050	<0.0050	<0.0050	<0.0050	<0.0050	<0.0050	<0.0050	<0.0050	<0.0050	<0.0050	<0.0050	<0.0050	<0.0050	<0.0050
EX-5-W1-3	3	4/8/2015	<0.050	<0.0050	<0.0020	<0.0050	<0.0050	<0.0050	<0.0050	<0.0050	<0.050	<0.020	<0.0050	<0.0050	<0.0050	<0.0050	<0.0050	<0.0050	<0.0050	<0.0050	<0.0050	<0.0050	<0.0050	<0.010	<0.0050	<0.0050	<0.0050	<0.0050	<0.0050	<0.0050	<0.0050	<0.0050	<0.0050	<0.0050	<0.0050	<0.0050	<0.0050	<0.0050
EX-5-W1-5	5	4/8/2015	<0.050	<0.0050	<0.0020	<0.0050	<0.0050	<0.0050	<0.0050	<0.0050

TABLE A-2
ANALYTICAL RESULTS FOR VOCs IN SOIL (0 TO 10 FEET BGS)
Defense Fuel Support Point Norwalk
15306 Norwalk Boulevard, Norwalk, California

Sample ID	Sample Depth	Date Sampled	2,2-Dichloropropane (mg/kg)	1,1-Dichloropropylene (mg/kg)	trans-1,3-Dichloropropylene (mg/kg)	cis-1,3-Dichloropropylene (mg/kg)	Diisopropyl ether (DIPE) (mg/kg)	Ethylbenzene (mg/kg)	Ethyl-tert-Butyl Ether (ETBE) (mg/kg)	Hexachlorobutadiene (mg/kg)	2-Hexanone (MBK) (mg/kg)	Isopropylbenzene (mg/kg)	4-Isopropyltoluene (mg/kg)	4-Methyl-2-pentanone (MIBK) (mg/kg)	Methylene Chloride (mg/kg)	Methyl-tert-Butyl Ether (MTBE) (mg/kg)	Naphthalene (mg/kg)	n-Propylbenzene (mg/kg)	Styrene (mg/kg)	1,1,1,2-Tetrachloroethane (mg/kg)	1,1,2,2-Tetrachloroethane (mg/kg)	Tetrachloroethylene (PCE) (mg/kg)	Toluene (mg/kg)	1,1,2-Trichloro-1,2,2-trifluoroethane (R113) (mg/kg)	1,2,3-Trichlorobenzene (mg/kg)	1,2,4-Trichlorobenzene (mg/kg)	1,1,1-Trichloroethane (mg/kg)	1,1,2-Trichloroethane (mg/kg)	Trichloroethylene (TCE) (mg/kg)	Trichlorofluoromethane (R11) (mg/kg)	1,2,3-Trichloropropane (mg/kg)	1,2,4-Trimethylbenzene (mg/kg)	1,3,5-Trimethylbenzene (mg/kg)	Vinyl chloride (mg/kg)	o-Xylene (mg/kg)	m,p-Xylenes (mg/kg)	Gasoline Range Organics (GRO) (mg/kg)
RWQCB Site-Specific Soil Cleanup Goal (0.5 ft below ground surface)			**0.005**	**0.005**	**0.005**	**0.005**	**0.424**	**1.44**	**0.005**	**0.01**	**0.05**	**4.78**	**0.005**	**0.05**	**0.05**	**0.005**	**0.231**	**1.87**	**0.399**	**0.005**	**0.005**	**0.005**	**0.444**	**0.005**	**0.005**	**0.005**	**0.005**	**0.005**	**0.005**	**0.005**	**0.005**	**1.8**	**1.77**	**0.005**	**---**	**---**	**500**
RWQCB Site-Specific Soil Cleanup Goal (5 ft below ground surface)			**0.005**	**0.005**	**0.005**	**0.005**	**0.212**	**1.07**	**0.005**	**0.01**	**0.05**	**0.303**	**0.005**	**0.05**	**0.05**	**0.005**	**0.012**	**0.114**	**0.03**	**0.005**	**0.005**	**0.005**	**0.356**	**0.005**	**0.005**	**0.005**	**0.005**	**0.005**	**0.005**	**0.005**	**0.005**	**0.12**	**0.118**	**0.005**	**---**	**---**	**100**
EX-4-S1-3	3	4/7/2015	<0.0050	<0.0050	<0.0050	<0.0050	<0.0050	<0.0020	<0.0050	<0.010	<0.050	<0.0050	<0.0050	<0.050	<0.050	<0.0050	<0.010	<0.0050	<0.0050	<0.0050	<0.0050	<0.0050	<0.0020	<0.0050	<0.0050	<0.0050	<0.0050	<0.0050	<0.0050	<0.0050	<0.0050	<0.0050	<0.0050	<0.0050	<0.0020	<0.0020	<0.50
EX-4-S1-5	5	4/7/2015	<0.0050	<0.0050	<0.0050	<0.0050	<0.0050	<0.0020	<0.0050	<0.010	<0.050	<0.0050	<0.0050	<0.050	<0.050	<0.0050	<0.010	<0.0050	<0.0050	<0.0050	<0.0050	<0.0050	<0.0020	<0.0050	<0.0050	<0.0050	<0.0050	<0.0050	<0.0050	<0.0050	<0.0050	<0.0050	<0.0050	<0.0050	<0.0020	<0.0020	<0.50
EX-4-S2-1	1	4/7/2015	<0.0050	<0.0050	<0.0050	<0.0050	<0.0050	<0.0020	<0.0050	<0.010	<0.050	<0.0050	<0.0050	<0.050	<0.050	<0.0050	<0.010	<0.0050	<0.0050	<0.0050	<0.0050	<0.0050	<0.0020	<0.0050	<0.0050	<0.0050	<0.0050	<0.0050	<0.0050	<0.0050	<0.0050	<0.0050	<0.0050	<0.0050	<0.0020	**0.0023**	<0.50
EX-4-S2-3	3	4/7/2015	<0.0050	<0.0050	<0.0050	<0.0050	<0.0050	<0.0020	<0.0050	<0.010	<0.050	<0.0050	<0.0050	<0.050	<0.050	<0.0050	<0.010	<0.0050	<0.0050	<0.0050	<0.0050	<0.0050	<0.0020	<0.0050	<0.0050	<0.0050	<0.0050	<0.0050	<0.0050	<0.0050	<0.0050	<0.0050	<0.0050	<0.0050	<0.0020	<0.0020	<0.50
EX-4-S2-5	5	4/7/2015	<0.0050	<0.0050	<0.0050	<0.0050	<0.0050	<0.0020	<0.0050	<0.010	<0.050	<0.0050	<0.0050	<0.050	<0.050	<0.0050	<0.010	<0.0050	<0.0050	<0.0050	<0.0050	<0.0050	<0.0020	<0.0050	<0.0050	<0.0050	<0.0050	<0.0050	<0.0050	<0.0050	<0.0050	<0.0050	<0.0050	<0.0050	<0.0020	<0.0020	<0.50
EX-4-S3-1	1	4/7/2015	<0.0050	<0.0050	<0.0050	<0.0050	<0.0050	<0.0020	<0.0050	<0.010	<0.050	<0.0050	<0.0050	<0.050	<0.050	<0.0050	<0.010	<0.0050	<0.0050	<0.0050	<0.0050	<0.0050	<0.0020	<0.0050	<0.0050	<0.0050	<0.0050	<0.0050	<0.0050	<0.0050	<0.0050	<0.0050	<0.0050	<0.0050	<0.0020	<0.0020	<0.50
EX-4-S3-3	3	4/7/2015	<0.0050	<0.0050	<0.0050	<0.0050	<0.0050	<0.0020	<0.0050	<0.010	<0.050	<0.0050	<0.0050	<0.050	<0.050	<0.0050	<0.010	<0.0050	<0.0050	<0.0050	<0.0050	<0.0050	<0.0020	<0.0050	<0.0050	<0.0050	<0.0050	<0.0050	<0.0050	<0.0050	<0.0050	<0.0050	<0.0050	<0.0050	<0.0020	<0.0020	<0.50
EX-4-S3-5	5	4/7/2015	<0.0050	<0.0050	<0.0050	<0.0050	<0.0050	<0.0020	<0.0050	<0.010	<0.050	<0.0050	<0.0050	<0.050	<0.050	<0.0050	<0.010	<0.0050	<0.0050	<0.0050	<0.0050	<0.0050	<0.0020	<0.0050	<0.0050	<0.0050	<0.0050	<0.0050	<0.0050	<0.0050	<0.0050	<0.0050	<0.0050	<0.0050	<0.0020	<0.0020	<0.50
EX-4-W1-1	1	4/7/2015	<0.0050	<0.0050	<0.0050	<0.0050	<0.0050	<0.0020	<0.0050	<0.010	<0.050	<0.0050	<0.0050	<0.050	<0.050	<0.0050	<0.010	<0.0050	<0.0050	<0.0050	<0.0050	<0.0050	<0.0020	<0.0050	<0.0050	<0.0050	<0.0050	<0.0050	<0.0050	<0.0050	<0.0050	<0.0050	<0.0050	<0.0050	<0.0020	<0.0020	<0.50
EX-4-W1-3	3	4/7/2015	<0.0050	<0.0050	<0.0050	<0.0050	<0.0050	<0.0020	<0.0050	<0.010	<0.050	<0.0050	<0.0050	<0.050	<0.050	<0.0050	<0.010	<0.0050	<0.0050	<0.0050	<0.0050	<0.0050	<0.0020	<0.0050	<0.0050	<0.0050	<0.0050	<0.0050	<0.0050	<0.0050	<0.0050	<0.0050	<0.0050	<0.0050	<0.0020	<0.0020	<0.50
EX-4-W1-5	5	4/7/2015	<0.0050	<0.0050	<0.0050	<0.0050	<0.0050	<0.0020	<0.0050	<0.010	<0.050	<0.0050	<0.0050	<0.050	<0.050	<0.0050	<0.010	<0.0050	<0.0050	<0.0050	<0.0050	<0.0050	<0.0020	<0.0050	<0.0050	<0.0050	<0.0050	<0.0050	<0.0050	<0.0050	<0.0050	<0.0050	<0.0050	<0.0050	<0.0020	<0.0020	<0.50
EX-4-W2-1	1	4/7/2015	<0.0050	<0.0050	<0.0050	<0.0050	<0.0050	<0.0020	<0.0050	<0.010	<0.050	<0.0050	<0.0050	<0.050	<0.050	<0.0050	<0.010	<0.0050	<0.0050	<0.0050	<0.0050	<0.0050	<0.0020	<0.0050	<0.0050	<0.0050	<0.0050	<0.0050	<0.0050	<0.0050	<0.0050	<0.0050	<0.0050	<0.0050	<0.0020	<0.0020	<0.50
EX-4-W2-3	3	4/7/2015	<0.0050	<0.0050	<0.0050	<0.0050	<0.0050	<0.0020	<0.0050	<0.010	<0.050	<0.0050	<0.0050	<0.050	<0.050	<0.0050	<0.010	<0.0050	<0.0050	<0.0050	<0.0050	<0.0050	<0.0020	<0.0050	<0.0050	<0.0050	<0.0050	<0.0050	<0.0050	<0.0050	<0.0050	<0.0050	<0.0050	<0.0050	<0.0020	<0.0020	<0.50
EX-4-W3-1	1	4/7/2015	<0.0050	<0.0050	<0.0050	<0.0050	<0.0050	<0.0020	<0.0050	<0.010	<0.050	<0.0050	<0.0050	<0.050	<0.050	<0.0050	<0.010	<0.0050	<0.0050	<0.0050	<0.0050	<0.0050	<0.0020	<0.0050	<0.0050	<0.0050	<0.0050	<0.0050	<0.0050	<0.0050	<0.0050	<0.0050	<0.0050	<0.0050	<0.0020	<0.0020	<0.50
EX-4-W3-5	5	4/7/2015	<0.0050	<0.0050	<0.0050	<0.0050	<0.0050	<0.0020	<0.0050	<0.010	<0.050	<0.0050	<0.0050	<0.050	<0.050	<0.0050	<0.010	<0.0050	<0.0050	<0.0050	<0.0050	<0.0050	<0.0020	<0.0050	<0.0050	<0.0050	<0.0050	<0.0050	<0.0050	<0.0050	<0.0050	<0.0050	<0.0050	<0.0050	<0.0020	<0.0020	**0.91**
EX-4-W4-1	1	4/7/2015	<0.0050	<0.0050	<0.0050	<0.0050	<0.0050	<0.0020	<0.0050	<0.010	<0.050	<0.0050	<0.0050	<0.050	<0.050	<0.0050	<0.010	<0.0050	<0.0050	<0.0050	<0.0050	<0.0050	<0.0020	<0.0050	<0.0050	<0.0050	<0.0050	<0.0050	<0.0050	<0.0050	<0.0050	<0.0050	<0.0050	<0.0050	<0.0020	<0.0020	<0.50
EX-4-W4-3	3	4/7/2015	<0.0050	<0.0050	<0.0050	<0.0050	<0.0050	<0.0020	<0.0050	<0.010	<0.050	<0.0050	<0.0050	<0.050	<0.050	<0.0050	<0.010	<0.0050	<0.0050	<0.0050	<0.0050	<0.0050	<0.0020	<0.0050	<0.0050	<0.0050	<0.0050	<0.0050	<0.0050	<0.0050	<0.0050	<0.0050	<0.0050	<0.0050	<0.0020	<0.0020	<0.50
EX-4-W4-5	5	4/7/2015	<0.0050	<0.0050	<0.0050	<0.0050	<0.0050	<0.0020	<0.0050	<0.010	<0.050	<0.0050	<0.0050	<0.050	<0.050	<0.0050	<0.010	<0.0050	<0.0050	<0.0050	<0.0050	<0.0050	<0.0020	<0.0050	<0.0050	<0.0050	<0.0050	<0.0050	<0.0050	<0.0050	<0.0050	<0.0050	<0.0050	<0.0050	<0.0020	<0.0020	<0.50
EX-04-F10-12	10	6/29/2015	<0.0050	<0.0050	<0.0050	<0.0050	<0.0050	<0.0020	<0.0050	<0.010	<0.050	<0.0050	<0.0050	<0.050	<0.050	<0.0050	<0.010	<0.0050	<0.0050	<0.0050	<0.0050	<0.0050	<0.0020	<0.0050	<0.0050	<0.0050	<0.0050	<0.0050	<0.0050	<0.0050	<0.0050	<0.0050	<0.0050	<0.0050	<0.0020	<0.0020	<0.50
EX-04-F2-12	2	6/29/2015	<0.0050	<0.0050	<0.0050	<0.0050	<0.0050	<0.0020	<0.0050	<0.010	<0.050	<0.0050	<0.0050	<0.050	<0.050	<0.0050	<0.010	<0.0050	<0.0050	<0.0050	<0.0050	<0.0050	<0.0020	<0.0050	<0.0050	<0.0050	<0.0050	<0.0050	<0.0050	<0.0050	<0.0050	<0.0050	<0.0050	<0.0050	<0.0020	<0.0020	<0.50
EX-4-E2-1-JD *	2	7/1/2015	<0.0050	<0.0050	<0.0050	<0.0050	<0.0050	<0.0020	<0.0050	<0.010	<0.050	<0.0050	<0.0050	<0.050	<0.050	<0.0050	<0.010	<0.0050	<0.0050	<0.0050	<0.0050	<0.0050	<0.0020	<0.0050	<0.0050	<0.0050	<0.0050	<0.0050	<0.0050	<0.0050	<0.0050	<0.0050	<0.0050	<0.0050	<0.0020	<0.0020	<0.50
EX-4-F11-5-JD *	5	7/1/2015	<0.0050	<0.0050	<0.0050	<0.0050	<0.0050	<0.0020	<0.0050	<0.010	<0.050	<0.0050	<0.0050	<0.050	<0.050	<0.0050	<0.010	<0.0050	<0.0050	<0.0050	<0.0050	<0.0050	<0.0020	<0.0050	<0.0050	<0.0050	<0.0050	<0.0050	<0.0050	<0.0050	<0.0050	<0.0050	<0.0050	<0.0050	<0.0020	<0.0020	<0.50
EX-4-F2-5-JD *	5	7/1/2015	<0.0050	<0.0050	<0.0050	<0.0050	<0.0050	<0.0020	<0.0050	<0.010	<0.050	<0.0050	<0.0050	<0.050	<0.050	<0.0050	<0.010	<0.0050	<0.0050	<0.0050	<0.0050	<0.0050	<0.0020	<0.0050	<0.0050	<0.0050	<0.0050	<0.0050	<0.0050	<0.0050	<0.0050	<0.0050	<0.0050	<0.0050	<0.0020	<0.0020	<0.50
EX-4-N3-3-JD *	3	7/1/2015	<0.0050	<0.0050	<0.0050	<0.0050	<0.0050	<0.0020	<0.0050	<0.010	<0.050	<0.0050	<0.0050	<0.050	<0.050	<0.0050	<0.010	<0.0050	<0.0050	<0.0050	<0.0050	<0.0050	<0.0020	<0.0050	<0.0050	<0.0050	<0.0050	<0.0050	<0.0050	<0.0050	<0.0050	<0.0050	<0.0050	<0.0050	<0.0020	<0.0020	<0.50
EX-4-S1-1-JD *	1	7/1/2015	<0.0050	<0.0050	<0.0050	<0.0050	<0.0050	<0.0020	<0.0050	<0.010	<0.050	<0.0050	<0.0050	<0.050	<0.050	<0.0050	<0.010	<0.0050	<0.0050	<0.0050	<0.0050	<0.0050	<0.0020	<0.0050	<0.0050	<0.0050	<0.0050	<0.0050	<0.0050	<0.0050	<0.0050	<0.0050	<0.0050	<0.0050	<0.0020	<0.0020	<0.50
EX-4-W3-1-JD *	1	7/1/2015	<0.0050	<0.0050	<0.0050	<0.0050	<0.0050	<0.0020	<0.0050	<0.010	<0.050	<0.0050	<0.0050	<0.050	<0.050	<0.0050	<0.010	<0.0050	<0.0050	<0.0050	<0.0050	<0.0050	**0.0036**	<0.0050	<0.0050	<0.0050	<0.0050	<0.0050	<0.0050	<0.0050	<0.0050	<0.0050	<0.0050	<0.0050	<0.0020	<0.0020	<0.50
EX-4-W3-5-JD *	5	7/1/2015	<0.0050	<0.0050	<0.0050	<0.0050	<0.0050	<0.0020	<0.0050	<0.010	<0.050	<0.0050	<0.0050	<0.050	<0.050	<0.0050	<0.010	<0.0050	<0.0050	<0.0050	<0.0050	<0.0050	**0.0021**	<0.0050	<0.0050	<0.0050	<0.0050	<0.0050	<0.0050	<0.0050	<0.0050	<0.0050	<0.0050	<0.0050	<0.0020	<0.0020	<0.50
EX-5-E1-1	1	4/8/2015	<0.0050	<0.0050	<0.0050	<0.0050	<0.0050	<0.0020	<0.0050	<0.010	<0.050	<0.0050	<0.0050	<0.050	<0.050	<0.0050	<0.010	<0.0050	<0.0050	<0.0050	<0.0050	<0.0050	<0.0020	<0.0050	<0.0050	<0.0050	<0.0050	<0.0050	<0.0050	<0.0050	<0.0050	<0.0050	<0.0050	<0.0050	<0.0020	<0.0020	<0.50
EX-5-E1-3	3	4/8/2015	<0.0050	<0.0050	<0.0050	<0.0050	<0.0050	<0.0020	<0.0050	<0.010	<0.050	<0.0050	<0.0050	<0.050	<0.050	<0.0050	<0.010	<0.0050	<0.0050	<0.0050	<0.0050	<0.0050	<0.0020	<0.0050	<0.0050	<0.0050	<0.0050	<0.0050	<0.0050	<0.0050	<0.0050	<0.0050	<0.0050	<0.0050	<0.0020	<0.0020	<0.50
EX-5-E1-5	5	4/8/2015	<0.0050	<0.0050	<0.0050	<0.0050	<0.0050	<0.0020	<0.0050	<0.010	<0.050	<0.0050	<0.0050	<0.050	<0.050	<0.0050	<0.010	<0.0050	<0.0050	<0.0050	<0.0050	<0.0050	<0.0020	<0.0050	<0.0050	<0.0050	<0.0050	<0.0050	<0.0050	<0.0050	<0.0050	<0.0050	<0.0050	<0.0050	<0.0020	<0.0020	<0.50
EX-5-E2-1	1	4/8/2015	<0.0050	<0.0050	<0.0050	<0.0050	<0.0050	<0.0020	<0.0050	<0.010	<0.050	<0.0050	<0.0050	<0.050	<0.050	<0.0050	<0.010	<0.0050	<0.0050	<0.0050	<0.0050	<0.0050	<0.0020	<0.0050	<0.0050	<0.0050	<0.0050	<0.0050	<0.0050	<0.0050	<0.0050	<0.0050	<0.0050	<0.0050	<0.0020	<0.0020	<0.50
EX-5-E2-3	3	4/8/2015	<0.0050	<0.0050	<0.0050	<0.0050	<0.0050	<0.0020	<0.0050	<0.010	<0.050	<0.0050	<0.0050	<0.050	<0.050	<0.0050	<0.010	<0.0050	<0.0050	<0.0050	<0.0050	<0.0050	<0.0020	<0.0050	<0.0050	<0.0050	<0.0050	<0.0050	<0.0050	<0.0050	<0.0050	<0.0050	<0.0050	<0.0050	<0.0020	<0.0020	<0.50
EX-5-E2-5	5	4/8/2015	<0.0050	<0.0050	<0.0050	<0.0050	<0.0050	<0.0020	<0.0050	<0.010	<0.050	<0.0050	<0.0050	<0.050	<0.050	<0.0050	<0.010	<0.0050	<0.0050	<0.0050	<0.0050	<0.0050	<0.0020	<0.0050	<0.0050	<0.0050	<0.0050	<0.0050	<0.0050	<0.0050	<0.0050	<0.0050	<0.0050	<0.0050	<0.0020	<0.0020	<0.50
EX-5-F3-5	5	4/8/2015	<0.0050	<0.0050	<0.0050	<0.0050	<0.0050	<0.0020	<0.0050	<0.010	<0.050	<0.0050	<0.0050	<0.050	<0.050	<0.0050	<0.010	<0.0050	<0.0050	<0.0050	<0.0050	<0.0050	<0.0020	<0.0050	<0.0050	<0.0050	<0.0050	<0.0050	<0.0050	<0.0050	<0.0050	<0.0050	<0.0050	<0.0050	<0.0020	<0.0020	<0.50
EX-5-F1-5	5	4/8/2015	<0.0050	<0.0050	<0.0050	<0.0050	<0.0050	<0.0020	<0.0050	<0.010	<0.050	<0.0050	<0.0050	<0.050	<0.050	<0.0050	<0.010	<0.0050	<0.0050	<0.0050	<0.0050	<0.0050	<0.0020	<0.0050	<0.0050	<0.0050	<0.0050	<0.0050	<0.0050	<0.0050	<0.0050	<0.0050	<0.0050	<0.0050	<0.0020	<0.0020	<0.50
EX-5-F2-5	5	4/8/2015	<0.0050	<0.0050	<0.0050	<0.0050	<0.0050	<0.0020	<0.0050	<0.010	<0.050	<0.0050	<0.0050	<0.050	<0.050	<0.0050	<0.010	<0.0050	<0.0050	<0.0050	<0.0050	<0.0050	<0.0020	<0.0050	<0.0050	<0.0050	<0.0050	<0.0050	<0.0050	<0.0050	<0.0050	<0.0050	<0.0050	<0.0050	<0.0020	<0.0020	<0.50
EX-5-N1-1	1	4/8/2015	<0.0050	<0.0050	<0.0050	<0.0050	<0.0050	<0.0020	<0.0050	<0.010	<0.050	<0.0050	<0.0050	<0.050	<0.050	<0.0050	<0.010	<0.0050	<0.0050	<0.0050	<0.0050	<0.0050	<0.0020	<0.0050	<0.0050	<0.0050	<0.0050	<0.0050	<0.0050	<0.0050	<0.0050	<0.0050	<0.0050	<0.0050	<0.0020	<0.0020	<0.50
EX-5-N1-3	3	4/8/2015	<0.0050	<0.0050	<0.0050	<0.0050	<0.0050	<0.0020	<0.0050	<0.010	<0.050	<0.0050	<0.0050	<0.050	<0.050	<0.0050	<0.010	<0.0050	<0.0050	<0.0050	<0.0050	<0.0050	<0.0020	<0.0050	<0.0050	<0.0050	<0.0050	<0.0050	<0.0050	<0.0050	<0.0050	<0.0050	<0.0050	<0.0050	<0.0020	<0.0020	<0.50
EX-5-N1-5	5	4/8/2015	<0.0050	<0.0050	<0.0050	<0.0050	<0.0050	<0.0020	<0.0050	<0.010	<0.050	<0.0050	<0.0050	<0.050	<0.050	<0.0050	<0.010	<0.0050	<0.0050	<0.0050	<0.0050	<0.0050	<0.0020	<0.0050	<0.0050	<0.0050	<0.0050	<0.0050	<0.0050	<0.0050	<0.0050	<0.0050	<0.0050	<0.0050	<0.0020	<0.0020	<0.50
EX-5-N2-1	1	4/8/2015	<0.0050	<0.0050	<0.0050	<0.0050	<0.0050	<0.0020	<0.0050	<0.010	<0.050	<0.0050	<0.0050	<0.050	<0.050	<0.0050	<0.010	<0.0050	<0.0050	<0.0050	<0.0050	<0.0050	<0.0020	<0.0050	<0.0050	<0.0050	<0.0050	<0.0050	<0.0050	<0.0050	<0.0050	<0.0050	<0.0050	<0.0050	<0.0020	<0.0020	<0.50
EX-5-N2-3	3	4/8/2015	<0.0050	<0.0050	<0.0050	<0.0050	<0.0050	<0.0020	<0.0050	<0.010	<0.050	<0.0050	<0.0050	<0.050	<0.050	<0.0050	<0.010	<0.0050	<0.0050	<0.0050	<0.0050	<0.0050	<0.0020	<0.0050	<0.0050	<0.0050	<0.0050	<0.0050	<0.0050	<0.0050	<0.0050	<0.0050	<0.0050	<0.0050	<0.0020	<0.0020	<0.50
EX-5-N2-5	5	4/8/2015	<0.0050	<0.0050	<0.0050	<0.0050	<0.0050	<0.0020	<0.0050	<0.010	<0.050	<0.0050	<0.0050	<0.050	<0.050	<0.0050	<0.010	<0.0050	<0.0050	<0.0050	<0.0050	<0.0050	<0.0020	<0.0050	<0.0050	<0.0050	<0.0050	<0.0050	<0.0050	<0.0050	<0.0050	<0.0050	<0.0050	<0.0050	<0.0020	<0.0020	<0.50
EX-5-N3-1	1	4/8/2015	<0.0050	<0.0050	<0.0050	<0.0050	<0.0050	<0.0020	<0.0050	<0.010	<0.050	<0.0050	<0.0050	<0.050	<0.050	<0.0050	<0.010	<0.0050	<0.0050	<0.0050	<0.0050	<0.0050	<0.0020	<0.0050	<0.0050	<0.0050	<0.0050	<0.0050	<0.0050	<0.0050	<0.0050	<0.0050	<0.0050	<0.0050	<0.0020	<0.0020	<0.50
EX-5-N3-3	3	4/8/2015	<0.0050	<0.0050	<0.0050	<0.0050	<0.0050	<0.0020	<0.0050	<0.010	<0.050	<0.0050	<0.0050	<0.050	<0.050	<0.0050	<0.010	<0.0050	<0.0050	<0.0050	<0.0050	<0.0050	<0.0020	<0.0050	<0.0050	<0.0050	<0.0050	<0.0050	<0.0050	<0.0050	<0.0050	<0.0050	<0.0050	<0.0050	<0.0020	<0.0020	<0.50
EX-5-N3-5	5	4/8/2015	<0.0050	<0.0050	<0.0050	<0.0050	<0.0050	<0.0020	<0.0050	<0.010	<0.050	<0.0050	<0.0050	<0.050	<0.050	<0.0050	<0.010	<0.0050	<0.0050	<0.0050	<0.0050	<0.0050	<0.0020	<0.0050	<0.0050	<0.0050	<0.0050	<0.0050	<0.0050	<0.0050	<0.0050	<0.0050	<0.0050	<0.0050	<0.0020	<0.0020	<0.50
EX-5-S1-1	1	4/8/2015	<0.0050	<0.0050	<0.0050	<0.0050	<0.0050	<0.0020	<0.0050	<0.010	<0.050	<0.0050	<0.0050	<0.050	<0.050	<0.0050	<0.010	<0.0050	<0.0050	<0.0050	<0.0050	<0.0050	<0.0020	<0.0050	<0.0050	<0.0050	<0.0050	<0.0050	<0.0050	<0.0050	<0.0050	<0.0050	<0.0050	<0.0050	<0.0020	<0.0020	<0.50
EX-5-S1-3	3	4/8/2015	<0.0050	<0.0050	<0.0050	<0.0050	<0.0050	<0.0020	<0.0050	<0.010	<0.050	<0.0050	<0.0050	<0.050	<0.050	<0.0050	<0.010	<0.0050	<0.0050	<0.0050	<0.0050	<0.0050	<0.0020	<0.0050	<0.0050	<0.0050	<0.0050	<0.0050	<0.0050	<0.0050	<0.0050	<0.0050	<0.0050	<0.0050	<0.0020	<0.0020	<0.50
EX-5-S1-5	5	4/8/2015	<0.0050	<0.0050	<0.0050	<0.0050	<0.0050	<0.0020	<0.0050	<0.010	<0.050	<0.0050	<0.0050	<0.050	<0.050	<0.0050	<0.010	<0.0050	<0.0050	<0.0050	<0.0050	<0.0050	<0.0020	<0.0050	<0.0050	<0.0050	<0.0050	<0.0050	<0.0050	<0.0050	<0.0050	<0.0050	<0.0050	<0.0050	<0.0020	<0.0020	<0.50
EX-5-S2-1	1	4/8/2015	<0.0050	<0.0050	<0.0050	<0.0050	<0.0050	<0.0020	<0.0050	<0.010	<0.050	<0.0050	<0.0050	<0.050	<0.050	<0.0050	<0.010	<0.0050	<0.0050	<0.0050	<0.0050	<0.0050	<0.0020	<0.0050	<0.0050	<0.0050	<0.0050	<0.0050	<0.0050	<0.0050	<0.0050	<0.0050	<0.0050	<0.0050	<0.0020	<0.0020	<0.50
EX-5-S2-3	3	4/8/2015	<0.0050	<0.0050	<0.0050	<0.0050	<0.0050	<0.0020	<0.0050	<0.010	<0.050	<0.0050	<0.0050	<0.050	<0.050	<0.0050	<0.010	<0.0050	<0.0050	<0.0050	<0.0050	<0.0050	<0.0020	<0.0050	<0.0050	<0.0050	<0.0050	<0.0050	<0.0050	<0.0050	<0.0050	<0.0050	<0.0050	<0.0050	<0.0020	<0.0020	<0.50
EX-5-S2-5	5	4/8/2015	<0.0050	<0.0050	<0.0050	<0.0050	<0.0050	<0.0020	<0.0050	<0.010	<0.050	<0.0050	<0.0050	<0.050	<0.050	<0.0050	<0.010	<0.0050	<0.0050	<0.0050	<0.0050	<0.0050	<0.0020	<0.0050	<0.0050	<0.0050	<0.0050	<0.0050	<0.0050	<0.0050	<0.0050	<0.0050	<0.0050	<0.0050	<0.0020	<0.0020	<0.50
EX-5-W1-1	1	4/8/2015	<0.0050	<0.0050	<0.0050	<0.0050	<0.0050	<0.0020	<0.0050	<0.010	<0.050	<0.0050	<0.0050	<0.050	<0.050	<0.0050	<0.010	<0.0050	<0.0050	<0.0050	<0.0050	<0.0050	<0.0020	<0.0050	<0.0050	<0.0050	<0.0050	<0.0050	<0.0050	<0.0050	<0.0050	<0.0050	<0.0050	<0.0050	<0.0020	<0.0020	<0.50
EX-5-W1-3	3	4/8/2015	<0.0050	<0.0050	<0.0050	<0.0050	<0.0050	<0.0020	<0.0050	<0.010	<0.050	<0.0050	<0.0050	<0.050	<0.050	<0.0050	<0.010	<0.0050	<0.0050	<0.0050	<0.0050	<0.0050	<0.0020	<0.0050	<0.0050	<0.0050	<0.0050	<0.0050	<0.0050	<0.0050	<0.0050	<0.0050	<0.0050	<0.0050	<0.0020	<0.0020	<0.50
EX-5-W1-5	5	4/8/2015	<0.0050	<0.0050	<0.0050	<0.0050	<0.0050	<0.0020	<0.0050	<0.010	<0.050	<0.0050	<0.0050	<0.050	<0.050	<0.0050	<0.010	<0.0050	<0.0050	<0.0050	<0.0050	<0.0050	<0.0020	<0.0050	<0.0050	<0.0050	<0.0050	<0.0050	<0.0050	<0.0050	<0.0050	<0.0050	<0.0050	<0.0050	<0.0020	<0.0020	<0.50
EX-5-E1-3-JD *	3	7/1/2015	<0.0050	<0.0050	<0.0050	<0.0050	<0.0050	<0.0020	<0.0050	<0.010	<0.050	<0.0050	<0.0050	<0.050	<0.050	<0.0050	<0.010	<0.0050	<0.0050	<0.0050	<0.0050	<0.0050	<0.0020	<0.0050	<0.0050	<0.0050	<0.0050	<0.0050	<0.0050	<0.0050	<0.0050	<0.0050	<0.

TABLE A-2
ANALYTICAL RESULTS FOR VOCs IN SOIL (0 TO 10 FEET BGS)
Defense Fuel Support Point Norwalk
15306 Norwalk Boulevard, Norwalk, California

Sample ID	Sample Depth	Date Sampled	Acetone (mg/kg)	tert-Amyl Methyl Ether (TAME) (mg/kg)	Benzene (mg/kg)	Bromobenzene (mg/kg)	Bromochloromethane (mg/kg)	Bromodichloromethane (mg/kg)	Bromoform (mg/kg)	Bromomethane (mg/kg)	2-Butanone (MEK) (mg/kg)	tert-Butyl alcohol (TBA) (mg/kg)	sec-Butylbenzene (mg/kg)	tert-Butylbenzene (mg/kg)	n-Butylbenzene (mg/kg)	Carbon Disulfide (mg/kg)	Carbon Tetrachloride (mg/kg)	Chlorobenzene (mg/kg)	Chloroethane (mg/kg)	Chloroform (mg/kg)	Chloromethane (mg/kg)	2-Chlorotoluene (mg/kg)	4-Chlorotoluene (mg/kg)	1,2-Dibromo-3-chloropropane (mg/kg)	Dibromochloromethane (mg/kg)	1,2-Dibromoethane (EDB) (mg/kg)	Dibromomethane (mg/kg)	1,2-Dichlorobenzene (mg/kg)	1,3-Dichlorobenzene (mg/kg)	1,4-Dichlorobenzene (mg/kg)	Dichlorodifluoromethane (R12) (mg/kg)	1,1-Dichloroethane (mg/kg)	1,2-Dichloroethane (EDC) (mg/kg)	trans-1,2-Dichloroethylene (mg/kg)	cis-1,2-Dichloroethylene (mg/kg)	1,1-Dichloroethylene (mg/kg)	1,2-Dichloropropane (mg/kg)	1,3-Dichloropropane (mg/kg)
RWQCB Site-Specific Soil Cleanup Goal (0.5 ft below ground surface)			**0.994**	**0.005**	**0.013**	**0.005**	**0.005**	**0.005**	**0.005**	**0.005**	**0.05**	**0.02**	**2.22**	**1.78**	**3.4**	**0.046**	**0.005**	**0.005**	**0.005**	**0.005**	**0.005**	**0.005**	**0.005**	**0.01**	**0.005**	**0.005**	**0.005**	**0.005**	**0.005**	**0.005**	**0.005**	**0.005**	**0.005**	**0.005**	**0.005**	**0.005**	**0.005**	**0.005**
RWQCB Site-Specific Soil Cleanup Goal (5 ft below ground surface)			**1.28**	**0.005**	**0.011**	**0.005**	**0.005**	**0.005**	**0.005**	**0.005**	**0.05**	**0.02**	**0.129**	**0.11**	**0.179**	**0.023**	**0.005**	**0.005**	**0.005**	**0.005**	**0.005**	**0.005**	**0.005**	**0.01**	**0.005**	**0.005**	**0.005**	**0.005**	**0.005**	**0.005**	**0.005**	**0.005**	**0.005**	**0.005**	**0.005**	**0.005**	**0.005**	**0.005**
EX-14-E1-3	3	3/25/2015	<0.050	<0.0050	<0.0020	<0.0050	<0.0050	<0.0050	<0.0050	<0.0050	<0.050	<0.020	<0.0050	<0.0050	<0.0050	<0.0050	<0.0050	<0.0050	<0.0050	<0.0050	<0.0050	<0.0050	<0.0050	<0.010	<0.0050	<0.0050	<0.0050	<0.0050	<0.0050	<0.0050	<0.0050	<0.0050	<0.0050	<0.0050	<0.0050	<0.0050	<0.0050	<0.0050
EX-14-E1-5	5	3/25/2015	<0.050	<0.0050	<0.0020	<0.0050	<0.0050	<0.0050	<0.0050	<0.0050	<0.050	<0.020	<0.0050	<0.0050	<0.0050	<0.0050	<0.0050	<0.0050	<0.0050	<0.0050	<0.0050	<0.0050	<0.0050	<0.010	<0.0050	<0.0050	<0.0050	<0.0050	<0.0050	<0.0050	<0.0050	<0.0050	<0.0050	<0.0050	<0.0050	<0.0050	<0.0050	<0.0050
EX-14-E1-8	8	3/25/2015	<0.050	<0.0050	<0.0020	<0.0050	<0.0050	<0.0050	<0.0050	<0.0050	<0.050	<0.020	<0.0050	<0.0050	<0.0050	<0.0050	<0.0050	<0.0050	<0.0050	<0.0050	<0.0050	<0.0050	<0.0050	<0.010	<0.0050	<0.0050	<0.0050	<0.0050	<0.0050	<0.0050	<0.0050	<0.0050	<0.0050	<0.0050	<0.0050	<0.0050	<0.0050	<0.0050
EX-14-E1-10	10	3/25/2015	<0.050	<0.0050	<0.0020	<0.0050	<0.0050	<0.0050	<0.0050	<0.0050	<0.050	<0.020	<0.0050	<0.0050	<0.0050	<0.0050	<0.0050	<0.0050	<0.0050	<0.0050	<0.0050	<0.0050	<0.0050	<0.010	<0.0050	<0.0050	<0.0050	<0.0050	<0.0050	<0.0050	<0.0050	<0.0050	<0.0050	<0.0050	<0.0050	<0.0050	<0.0050	<0.0050
EX-14-E2-1	1	3/25/2015	<0.050	<0.0050	<0.0020	<0.0050	<0.0050	<0.0050	<0.0050	<0.0050	<0.050	<0.020	<0.0050	<0.0050	<0.0050	<0.0050	<0.0050	<0.0050	<0.0050	<0.0050	<0.0050	<0.0050	<0.0050	<0.010	<0.0050	<0.0050	<0.0050	<0.0050	<0.0050	<0.0050	<0.0050	<0.0050	<0.0050	<0.0050	<0.0050	<0.0050	<0.0050	<0.0050
EX-14-E2-3	3	3/25/2015	<0.050	<0.0050	<0.0020	<0.0050	<0.0050	<0.0050	<0.0050	<0.0050	<0.050	<0.020	<0.0050	<0.0050	<0.0050	<0.0050	<0.0050	<0.0050	<0.0050	<0.0050	<0.0050	<0.0050	<0.0050	<0.010	<0.0050	<0.0050	<0.0050	<0.0050	<0.0050	<0.0050	<0.0050	<0.0050	<0.0050	<0.0050	<0.0050	<0.0050	<0.0050	<0.0050
EX-14-E2-5	5	3/25/2015	<0.050	<0.0050	<0.0020	<0.0050	<0.0050	<0.0050	<0.0050	<0.0050	<0.050	<0.020	<0.0050	<0.0050	<0.0050	<0.0050	<0.0050	<0.0050	<0.0050	<0.0050	<0.0050	<0.0050	<0.0050	<0.010	<0.0050	<0.0050	<0.0050	<0.0050	<0.0050	<0.0050	<0.0050	<0.0050	<0.0050	<0.0050	<0.0050	<0.0050	<0.0050	<0.0050
EX-14-E2-8	8	3/25/2015	<0.050	<0.0050	<0.0020	<0.0050	<0.0050	<0.0050	<0.0050	<0.0050	<0.050	<0.020	<0.0050	<0.0050	<0.0050	<0.0050	<0.0050	<0.0050	<0.0050	<0.0050	<0.0050	<0.0050	<0.0050	<0.010	<0.0050	<0.0050	<0.0050	<0.0050	<0.0050	<0.0050	<0.0050	<0.0050	<0.0050	<0.0050	<0.0050	<0.0050	<0.0050	<0.0050
EX-14-E2-10	10	3/25/2015	<0.050	<0.0050	<0.0020	<0.0050	<0.0050	<0.0050	<0.0050	<0.0050	<0.050	<0.020	<0.0050	<0.0050	<0.0050	<0.0050	<0.0050	<0.0050	<0.0050	<0.0050	<0.0050	<0.0050	<0.0050	<0.010	<0.0050	<0.0050	<0.0050	<0.0050	<0.0050	<0.0050	<0.0050	<0.0050	<0.0050	<0.0050	<0.0050	<0.0050	<0.0050	<0.0050
EX-14-E3-1	1	3/25/2015	<0.050	<0.0050	<0.0020	<0.0050	<0.0050	<0.0050	<0.0050	<0.0050	<0.050	<0.020	<0.0050	<0.0050	<0.0050	<0.0050	<0.0050	<0.0050	<0.0050	<0.0050	<0.0050	<0.0050	<0.0050	<0.010	<0.0050	<0.0050	<0.0050	<0.0050	<0.0050	<0.0050	<0.0050	<0.0050	<0.0050	<0.0050	<0.0050	<0.0050	<0.0050	<0.0050
EX-14-E3-3	3	3/25/2015	<0.050	<0.0050	<0.0020	<0.0050	<0.0050	<0.0050	<0.0050	<0.0050	<0.050	<0.020	<0.0050	<0.0050	<0.0050	<0.0050	<0.0050	<0.0050	<0.0050	<0.0050	<0.0050	<0.0050	<0.0050	<0.010	<0.0050	<0.0050	<0.0050	<0.0050	<0.0050	<0.0050	<0.0050	<0.0050	<0.0050	<0.0050	<0.0050	<0.0050	<0.0050	<0.0050
EX-14-E3-5	5	3/25/2015	<0.050	<0.0050	<0.0020	<0.0050	<0.0050	<0.0050	<0.0050	<0.0050	<0.050	<0.020	<0.0050	<0.0050	<0.0050	<0.0050	<0.0050	<0.0050	<0.0050	<0.0050	<0.0050	<0.0050	<0.0050	<0.010	<0.0050	<0.0050	<0.0050	<0.0050	<0.0050	<0.0050	<0.0050	<0.0050	<0.0050	<0.0050	<0.0050	<0.0050	<0.0050	<0.0050
EX-14-E3-8	8	3/25/2015	<0.050	<0.0050	<0.0020	<0.0050	<0.0050	<0.0050	<0.0050	<0.0050	<0.050	<0.020	<0.0050	<0.0050	<0.0050	<0.0050	<0.0050	<0.0050	<0.0050	<0.0050	<0.0050	<0.0050	<0.0050	<0.010	<0.0050	<0.0050	<0.0050	<0.0050	<0.0050	<0.0050	<0.0050	<0.0050	<0.0050	<0.0050	<0.0050	<0.0050	<0.0050	<0.0050
EX-14-E3-10	10	3/25/2015	<0.050	<0.0050	<0.0020	<0.0050	<0.0050	<0.0050	<0.0050	<0.0050	<0.050	<0.020	<0.0050	<0.0050	<0.0050	<0.0050	<0.0050	<0.0050	<0.0050	<0.0050	<0.0050	<0.0050	<0.0050	<0.010	<0.0050	<0.0050	<0.0050	<0.0050	<0.0050	<0.0050	<0.0050	<0.0050	<0.0050	<0.0050	<0.0050	<0.0050	<0.0050	<0.0050
EX-14-E4-1	1	3/25/2015	<0.050	<0.0050	<0.0020	<0.0050	<0.0050	<0.0050	<0.0050	<0.0050	<0.050	<0.020	<0.0050	<0.0050	<0.0050	<0.0050	<0.0050	<0.0050	<0.0050	<0.0050	<0.0050	<0.0050	<0.0050	<0.010	<0.0050	<0.0050	<0.0050	<0.0050	<0.0050	<0.0050	<0.0050	<0.0050	<0.0050	<0.0050	<0.0050	<0.0050	<0.0050	<0.0050
EX-14-E4-3	3	3/25/2015	<0.050	<0.0050	<0.0020	<0.0050	<0.0050	<0.0050	<0.0050	<0.0050	<0.050	<0.020	<0.0050	<0.0050	<0.0050	<0.0050	<0.0050	<0.0050	<0.0050	<0.0050	<0.0050	<0.0050	<0.0050	<0.010	<0.0050	<0.0050	<0.0050	<0.0050	<0.0050	<0.0050	<0.0050	<0.0050	<0.0050	<0.0050	<0.0050	<0.0050	<0.0050	<0.0050
EX-14-E4-5	5	3/25/2015	<0.050	<0.0050	<0.0020	<0.0050	<0.0050	<0.0050	<0.0050	<0.0050	<0.050	<0.020	<0.0050	<0.0050	<0.0050	<0.0050	<0.0050	<0.0050	<0.0050	<0.0050	<0.0050	<0.0050	<0.0050	<0.010	<0.0050	<0.0050	<0.0050	<0.0050	<0.0050	<0.0050	<0.0050	<0.0050	<0.0050	<0.0050	<0.0050	<0.0050	<0.0050	<0.0050
EX-14-E4-8	8	3/25/2015	<0.050	<0.0050	<0.0020	<0.0050	<0.0050	<0.0050	<0.0050	<0.0050	<0.050	<0.020	<0.0050	<0.0050	<0.0050	<0.0050	<0.0050	<0.0050	<0.0050	<0.0050	<0.0050	<0.0050	<0.0050	<0.010	<0.0050	<0.0050	<0.0050	<0.0050	<0.0050	<0.0050	<0.0050	<0.0050	<0.0050	<0.0050	<0.0050	<0.0050	<0.0050	<0.0050
EX-14-E4-10	10	3/25/2015	<0.050	<0.0050	<0.0020	<0.0050	<0.0050	<0.0050	<0.0050	<0.0050	<0.050	<0.020	<0.0050	<0.0050	<0.0050	<0.0050	<0.0050	<0.0050	<0.0050	<0.0050	<0.0050	<0.0050	<0.0050	<0.010	<0.0050	<0.0050	<0.0050	<0.0050	<0.0050	<0.0050	<0.0050	<0.0050	<0.0050	<0.0050	<0.0050	<0.0050	<0.0050	<0.0050
EX-14-E5-1	1	3/25/2015	<0.050	<0.0050	<0.0020	<0.0050	<0.0050	<0.0050	<0.0050	<0.0050	<0.050	<0.020	<0.0050	<0.0050	<0.0050	<0.0050	<0.0050	<0.0050	<0.0050	<0.0050	<0.0050	<0.0050	<0.0050	<0.010	<0.0050	<0.0050	<0.0050	<0.0050	<0.0050	<0.0050	<0.0050	<0.0050	<0.0050	<0.0050	<0.0050	<0.0050	<0.0050	<0.0050
EX-14-E5-3	3	3/25/2015	<0.050	<0.0050	<0.0020	<0.0050	<0.0050	<0.0050	<0.0050	<0.0050	<0.050	<0.020	<0.0050	<0.0050	<0.0050	<0.0050	<0.0050	<0.0050	<0.0050	<0.0050	<0.0050	<0.0050	<0.0050	<0.010	<0.0050	<0.0050	<0.0050	<0.0050	<0.0050	<0.0050	<0.0050	<0.0050	<0.0050	<0.0050	<0.0050	<0.0050	<0.0050	<0.0050
EX-14-E5-5	5	3/25/2015	<0.050	<0.0050	<0.0020	<0.0050	<0.0050	<0.0050	<0.0050	<0.0050	<0.050	<0.020	<0.0050	<0.0050	<0.0050	<0.0050	<0.0050	<0.0050	<0.0050	<0.0050	<0.0050	<0.0050	<0.0050	<0.010	<0.0050	<0.0050	<0.0050	<0.0050	<0.0050	<0.0050	<0.0050	<0.0050	<0.0050	<0.0050	<0.0050	<0.0050	<0.0050	<0.0050
EX-14-E5-8	8	3/25/2015	<0.050	<0.0050	<0.0020	<0.0050	<0.0050	<0.0050	<0.0050	<0.0050	<0.050	<0.020	<0.0050	<0.0050	<0.0050	<0.0050	<0.0050	<0.0050	<0.0050	<0.0050	<0.0050	<0.0050	<0.0050	<0.010	<0.0050	<0.0050	<0.0050	<0.0050	<0.0050	<0.0050	<0.0050	<0.0050	<0.0050	<0.0050	<0.0050	<0.0050	<0.0050	<0.0050
EX-14-E5-10	10	3/25/2015	<0.050	<0.0050	<0.0020	<0.0050	<0.0050	<0.0050	<0.0050	<0.0050	<0.050	<0.020	<0.0050	<0.0050	<0.0050	<0.0050	<0.0050	<0.0050	<0.0050	<0.0050	<0.0050	<0.0050	<0.0050	<0.010	<0.0050	<0.0050	<0.0050	<0.0050	<0.0050	<0.0050	<0.0050	<0.0050	<0.0050	<0.0050	<0.0050	<0.0050	<0.0050	<0.0050
EX-14-N1-1	1	3/25/2015	<0.050	<0.0050	<0.0020	<0.0050	<0.0050	<0.0050	<0.0050	<0.0050	<0.050	<0.020	<0.0050	<0.0050	<0.0050	<0.0050	<0.0050	<0.0050	<0.0050	<0.0050	<0.0050	<0.0050	<0.0050	<0.010	<0.0050	<0.0050	<0.0050	<0.0050	<0.0050	<0.0050	<0.0050	<0.0050	<0.0050	<0.0050	<0.0050	<0.0050	<0.0050	<0.0050
EX-14-N1-3	3	3/25/2015	<0.050	<0.0050	<0.0020	<0.0050	<0.0050	<0.0050	<0.0050	<0.0050	<0.050	<0.020	<0.0050	<0.0050	<0.0050	<0.0050	<0.0050	<0.0050	<0.0050	<0.0050	<0.0050	<0.0050	<0.0050	<0.010	<0.0050	<0.0050	<0.0050	<0.0050	<0.0050	<0.0050	<0.0050	<0.0050	<0.0050	<0.0050	<0.0050	<0.0050	<0.0050	<0.0050
EX-14-N1-5	5	3/25/2015	<0.050	<0.0050	<0.0020	<0.0050	<0.0050	<0.0050	<0.0050	<0.0050	<0.050	<0.020	<0.0050	<0.0050	<0.0050	<0.0050	<0.0050	<0.0050	<0.0050	<0.0050	<0.0050	<0.0050	<0.0050	<0.010	<0.0050	<0.0050	<0.0050	<0.0050	<0.0050	<0.0050	<0.0050	<0.0050	<0.0050	<0.0050	<0.0050	<0.0050	<0.0050	<0.0050
EX-14-N1-8	8	3/25/2015	<0.050	<0.0050	<0.0020	<0.0050	<0.0050	<0.0050	<0.0050	<0.0050	<0.050	<0.020	<0.0050	<0.0050	<0.0050	<0.0050	<0.0050	<0.0050	<0.0050	<0.0050	<0.0050	<0.0050	<0.0050	<0.010	<0.0050	<0.0050	<0.0050	<0.0050	<0.0050	<0.0050	<0.0050	<0.0050	<0.0050	<0.0050	<0.0050	<0.0050	<0.0050	<0.0050
EX-14-N1-10	10	3/25/2015	<0.050	<0.0050	<0.0020	<0.0050	<0.0050	<0.0050	<0.0050	<0.0050	<0.050	<0.020	<0.0050	<0.0050	<0.0050	<0.0050	<0.0050	<0.0050	<0.0050	<0.0050	<0.0050	<0.0050	<0.0050	<0.010	<0.0050	<0.0050	<0.0050	<0.0050	<0.0050	<0.0050	<0.0050	<0.0050	<0.0050	<0.0050	<0.0050	<0.0050	<0.0050	<0.0050
EX-14-N2-1	1	3/25/2015	<0.050	<0.0050	<0.0020	<0.0050	<0.0050	<0.0050	<0.0050	<0.0050	<0.050	<0.020	<0.0050	<0.0050	<0.0050	<0.0050	<0.0050	<0.0050	<0.0050	<0.0050	<0.0050	<0.0050	<0.0050	<0.010	<0.0050	<0.0050	<0.0050	<0.0050	<0.0050	<0.0050	<0.0050	<0.0050	<0.0050	<0.0050	<0.0050	<0.0050	<0.0050	<0.0050
EX-14-N2-3	3	3/25/2015	<0.050	<0.0050	<0.0020	<0.0050	<0.0050	<0.0050	<0.0050	<0.0050	<0.050	<0.020	<0.0050	<0.0050	<0.0050	<0.0050	<0.0050	<0.0050	<0.0050	<0.0050	<0.0050	<0.0050	<0.0050	<0.010	<0.0050	<0.0050	<0.0050	<0.0050	<0.0050	<0.0050	<0.0050	<0.0050	<0.0050	<0.0050	<0.0050	<0.0050	<0.0050	<0.0050
EX-14-N2-5	5	3/25/2015	<0.050	<0.0050	<0.0020	<0.0050	<0.0050	<0.0050	<0.0050	<0.0050	<0.050	<0.020	<0.0050	<0.0050	<0.0050	<0.0050	<0.0050	<0.0050	<0.0050	<0.0050	<0.0050	<0.0050	<0.0050	<0.010	<0.0050	<0.0050	<0.0050	<0.0050	<0.0050	<0.0050	<0.0050	<0.0050	<0.0050	<0.0050	<0.0050	<0.0050	<0.0050	<0.0050
EX-14-N2-8	8	3/25/2015	<0.050	<0.0050	<0.0020	<0.0050	<0.0050	<0.0050	<0.0050	<0.0050	<0.050	<0.020	<0.0050	<0.0050	<0.0050	<0.0050	<0.0050	<0.0050	<0.0050	<0.0050	<0.0050	<0.0050	<0.0050	<0.010	<0.0050	<0.0050	<0.0050	<0.0050	<0.0050	<0.0050	<0.0050	<0.0050	<0.0050	<0.0050	<0.0050	<0.0050	<0.0050	<0.0050
EX-14-N2-10	10	3/25/2015	<0.050	<0.0050	<0.0020	<0.0050	<0.0050	<0.0050	<0.0050	<0.0050	<0.050	<0.020	<0.0050	<0.0050	<0.0050	<0.0050	<0.0050	<0.0050	<0.0050	<0.0050	<0.0050	<0.0050	<0.0050	<0.010	<0.0050	<0.0050	<0.0050	<0.0050	<0.0050	<0.0050	<0.0050	<0.0050	<0.0050	<0.0050	<0.0050	<0.0050	<0.0050	<0.0050
EX-14-N3-1	1	3/25/2015	<0.050	<0.0050	<0.0020	<0.0050	<0.0050	<0.0050	<0.0050	<0.0050	<0.050	<0.020	<0.0050	<0.0050	<0.0050	<0.0050	<0.0050	<0.0050	<0.0050	<0.0050	<0.0050	<0.0050	<0.0050	<0.010	<0.0050	<0.0050	<0.0050	<0.0050	<0.0050	<0.0050	<0.0050	<0.0050	<0.0050	<0.0050	<0.0050	<0.0050	<0.0050	<0.0050
EX-14-N3-3	3	3/25/2015	<0.050	<0.0050	<0.0020	<0.0050	<0.0050	<0.0050	<0.0050	<0.0050	<0.050	<0.020	<0.0050	<0.0050	<0.0050	<0.0050	<0.0050	<0.0050	<0.0050	<0.0050	<0.0050	<0.0050	<0.0050	<0.010	<0.0050	<0.0050	<0.0050	<0.0050	<0.0050	<0.0050	<0.0050	<0.0050	<0.0050	<0.0050	<0.0050	<0.0050	<0.0050	<0.0050
EX-14-N3-5	5	3/25/2015	<0.050	<0.0050	<0.0020	<0.0050	<0.0050	<0.0050	<0.0050	<0.0050	<0.050	<0.020	<0.0050	<0.0050	<0.0050	<0.0050	<0.0050	<0.0050	<0.0050	<0.0050	<0.0050	<0.0050	<0.0050	<0.010	<0.0050	<0.0050	<0.0050	<0.0050	<0.0050	<0.0050	<0.0050	<0.0050	<0.0050	<0.0050	<0.0050	<0.0050	<0.0050	<0.0050
EX-14-N3-8	8	3/25/2015	<0.050	<0.0050	<0.0020	<0.0050	<0.0050	<0.0050	<0.0050	<0.0050	<0.050	<0.020	<0.0050	<0.0050	<0.0050	<0.0050	<0.0050	<0.0050	<0.0050	<0.0050	<0.0050	<0.0050	<0.0050	<0.010	<0.0050	<0.0050	<0.0050	<0.0050	<0.0050	<0.0050	<0.0050	<0.0050	<0.0050	<0.0050	<0.0050	<0.0050	<0.0050	<0.0050
EX-14-N3-10	10	3/25/2015	<0.050	<0.0050	<0.0020	<0.0050	<0.0050	<0.0050	<0.0050	<0.0050	<0.050	<0.020	<0.0050	<0.0050	<0.0050	<0.0050	<0.0050	<0.0050	<0.0050	<0.0050	<0.0050	<0.0050	<0.0050	<0.010	<0.0050	<0.0050	<0.0050	<0.0050	<0.0050	<0.0050	<0.0050	<0.0050	<0.0050	<0.0050	<0.0050	<0.0050	<0.0050	<0.0050
EX-14-N4-1	1	3/25/2015	<0.050	<0.0050	<0.0020	<0.0050	<0.0050	<0.0050	<0.0050	<0.0050	<0.050	<0.020	<0.0050	<0.0050	<0.0050	<0.0050	<0.0050	<0.0050	<0.0050	<0.0050	<0.0050	<0.0050	<0.0050	<0.010	<0.0050	<0.0050	<0.0050	<0.0050	<0.0050	<0.0050	<0.0050	<0.0050	<0.0050	<0.0050	<0.0050	<0.0050	<0.0050	<0.0050
EX-14-N4-3	3	3/25/2015	<0.050	<0.0050	<0.0020	<0.0050	<0.0050	<0.0050	<0.0050	<0.0050	<0.050	<0.020	<0.0050	<0.0050	<0.0050	<0.0050	<0.0050	<0.0050	<0.0050	<0.0050	<0.0050	<0.0050	<0.0050	<0.010	<0.0050	<0.0050	<0.0050	<0.0050	<0.0050	<0.0050	<0.0050	<0.0050	<0.0050	<0.0050	<0.0050	<0.0050	<0.0050	<0.0050
EX-14-N4-5	5	3/25/2015	<0.050	<0.0050	<0.0020	<0.0050	<0.0050	<0.0050	<0.0050	<0.0050	<0.050	<0.020	<0.0050	<0.0050	<0.0050	<0.0050	<0.0050	<0.0050	<0.0050	<0.0050	<0.0050	<0.0050	<0.0050	<0.010	<0.0050	<0.0050	<0.0050	<0.0050	<0.0050	<0.0050	<0.0050	<0.0050	<0.0050	<0.0050	<0.0050	<0.0050	<0.0050	<0.0050
EX-14-N4-8	8	3/25/2015	<0.050	<0.0050	<0.0020	<0.0050	<0.0050	<0.0050	<0.0050	<0.0050	<0.050	<0.020	<0.0050	<0.0050	<0.0050	<0.0050	<0.0050	<0.0050	<0.0050	<0.0050	<0.0050	<0.0050	<0.0050	<0.010	<0.0050	<0.0050	<0.0050	<0.0050	<0.0050	<0.0050	<0.0050	<0.0050	<0.0050	<0.0050	<0.0050	<0.0050	<0.0050	<0.0050
EX-14-N4-10	10	3/25/2015	<0.050	<0.0050	<0.0020	<0.0050	<0.0050	<0.0050	<0.0050	<0.0050	<0.050	<0.020	<0.0050	<0.0050	<0.0050	<0.0050	<0.0050	<0.0050	<0.0050	<0.0050	<0.0050	<0.0050	<0.0050	<0.010	<0.0050	<0.0050	<0.0050	<0.0050	<0.0050	<0.0050	<0.0050	<0.0050	<0.0050	<0.0050	<0.0050	<0.0050	<0.0050	<0.0050
EX-14-S1-1	1	3/25/2015	<0.050	<0.0050	<0.0020	<0.0050	<0.0050	<0.0050	<0.0050	<0.0050	<0.050	<0.020	<0.0050	<0.0050	<0.0050	<0.0050	<0.0050	<0.0050	<0.0050	<0.0050	<0.0050	<0.0050	<0.0050	<0.010	<0.0050	<0.0050	<0.0050	<0.0050	<0.0050	<0.0050	<0.0050	<0.0050	<0.0050	<0.0050	<0.0050	<0.0050	<0.0050	<0.0050
EX-14-S1-3	3	3/25/2015	<0.050	<0.0050	<0.0020	<0.0050	<0.0050	<0.0050	<0.0050	<0.0050	<0.050	<0.020	<0.0050	<0.0050	<0.0050	<0.0050	<0.0050	<0.0050	<0.0050	<0.0050	<0.0050	<0.0050	<0.0050	<0.010	<0.0050	<0.0050	<0.0050	<0.0050	<0.0050	<0.0050	<0.0050	<0.0050	<0.0050	<0.0050	<0.0050	<0.0050	<0.0050	<0.0050
EX-14-S1-5	5	3/25/2015	<0.050	<0.0050	<0.0020	<0.0050	<0.0050	<0.0050	<0.0050	<0.0050	<0.050	<0.020	<0.0050	<0.0050	<0.0050	<0.0050	<0.0050	<0.0050	<0.0050	<0.0050	<0.0050	<0.0050	<0.0050	<0.010	<0.0050	<0.0050	<0.0050	<0.0050	<0.0050	<0.0050	<0.0050	<0.0050	<0.0050	<0.0050	<0.0050	<0.0050	<0.0050	<0.0050
EX-14-S1-8	8	3/25/2015	<0.050	<0.0050	<0.0020	<0.0050	<0.0050	<0.0050	<0.0050	<0.0050	<0.050	<0.020	<0.0050	<0.0050	<0.0050	<0.0050	<0.0050	<0.0050	<0.0050	<0.0050	<0.0050	<0.0050	<0.0050	<0.010	<0.0050	<0.0050	<0.0050	<0.0050	<0.0050	<0.0050	<0.0050	<0.0050	<0.0050	<0.0050	<0.0050	<0.0050	<0.0050	<0.0050
EX-14-S1-10	10	3/25/2015	<0.050	<0.0050	<0.0020	<0.0050	<0.0050	<0.0050	<0.0050	<0.0050	<0.050	<0.020	<0.0050	<0.0050	<0.0050	<0.0050	<0.0050	<0.0050	<0.0050	<0.0050	<0.0050	<0.0050	<0.0050	<0.010	<0.0050	<0.0050	<0.0050	<0.0050	<0.0050	<0.0050	<0.0050	<0.0050	<0.0050	<0.0050	<0.0050	<0.0050	<0.0050	<0.0050
EX-14-S2-1	1	3/25/2015	<0.050	<0.0050	<0.0020	<0.0050	<0.0050	<0.0050	<0.0050	<0.0050	<0.050	<0.020	<0.0050	<0.0050	<0.0050	<0.0050	<0.0050	<0.0050	<0.0050	<0.0050	<0.0050	<0.0050	<0.0050	<0.010	<0.0050	<0.0050	<0.0050	<0.0050	<0.0050	<0.0050	<0.0050	<0.0050	<0.0050	<0.0050	<0.0050	<0.0050	<0.0050	<0.0050
EX-14-S2-3	3	3/25/2015	<0.050	<0.0050	<0.0020	<0.0050	<0.0050	<0.0050	<0.0050	<0.0050	<0.050	<0.020	<0.0050	<0.0050	<0.0050	<0.0050	<0.0050	<0.0050	<0.0050	<0.0050	<0.0050	<0.0050	<0.0050	<0.010	<0.0050	<0.0050	<0.0050	<0.0050	<0.0050	<0.0050	<0.0050	<0.0050	<0.0050	<0.0050	<0.0050	<0.0050	<0.0050	<0.0050
EX-14-S2-5	5	3/25/2015	<0.050	<0.0050	<0.0020	<0.0050	<0.0050	<0.0050	<0.0050	<0.0050	<0.050	<0.020	<0.0050	<0.0050	<0.0050	<0.0050	<0.0050	<0.0050	<0.0050	<0.0050	<0.0050	<0.0050	<0.0050	<0.010	<0.0050	<0.0050	<0.0050	<0.0050	<0.0050	<0.0050	<0.0050	<0.0050	<0.0050	<0.0050	<0.0050	<0.0050	<0.0050	<0.0050
EX-14-S2-8	8	3/25/2015	<0.050	<0.0050	<0.0020	<0.0050	<0.0050	<0.0050	<0.0050	<0.0050	<0.050	<0.020	<0.0050	<0.0050	<0.0050	<0.0050	<0.0050	<0.0050	<0.0050	<0.0050	<0.0050	<0.0050	<0.0050	<0.010	<0.0050	<0.0050	<0.0050	<0.0050	<0.0050	<0.0050	<0.0050	<0.0050	<0.0050	<0.0050	<0.0050	<0.0050	<0.0050	<0.0050
EX-14-S2-10	10	3/25/2015	<0.050	<0.0050	<0.0020	<0.0050	<0.0050	<0.0050	<0.0050	<0.0050	<0.050	<0.020

TABLE A-2
ANALYTICAL RESULTS FOR VOCs IN SOIL (0 TO 10 FEET BGS)
Defense Fuel Support Point Norwalk
15306 Norwalk Boulevard, Norwalk, California

Sample ID	Sample Depth	Date Sampled	2,2-Dichloropropane (mg/kg)	1,1-Dichloropropylene (mg/kg)	trans-1,3-Dichloropropylene (mg/kg)	cis-1,3-Dichloropropylene (mg/kg)	Diisopropyl ether (DIPE) (mg/kg)	Ethylbenzene (mg/kg)	Ethyl-tert-Butyl Ether (ETBE) (mg/kg)	Hexachlorobutadiene (mg/kg)	2-Hexanone (MBK) (mg/kg)	Isopropylbenzene (mg/kg)	4-Isopropyltoluene (mg/kg)	4-Methyl-2-pentanone (MIBK) (mg/kg)	Methylene Chloride (mg/kg)	Methyl-tert-Butyl Ether (MTBE) (mg/kg)	Naphthalene (mg/kg)	n-Propylbenzene (mg/kg)	Styrene (mg/kg)	1,1,1,2-Tetrachloroethane (mg/kg)	1,1,2,2-Tetrachloroethane (mg/kg)	Tetrachloroethylene (PCE) (mg/kg)	Toluene (mg/kg)	1,1,2-Trichloro-1,2,2-trifluoroethane (R113) (mg/kg)	1,2,3-Trichlorobenzene (mg/kg)	1,2,4-Trichlorobenzene (mg/kg)	1,1,1-Trichloroethane (mg/kg)	1,1,2-Trichloroethane (mg/kg)	Trichloroethylene (TCE) (mg/kg)	Trichlorofluoromethane (R11) (mg/kg)	1,2,3-Trichloropropane (mg/kg)	1,2,4-Trimethylbenzene (mg/kg)	1,3,5-Trimethylbenzene (mg/kg)	Vinyl chloride (mg/kg)	o-Xylene (mg/kg)	m,p-Xylenes (mg/kg)	Gasoline Range Organics (GRO) (mg/kg)
RWQCB Site-Specific Soil Cleanup Goal (0.5 ft below ground surface)			**0.005**	**0.005**	**0.005**	**0.005**	**0.424**	**1.44**	**0.005**	**0.01**	**0.05**	**4.78**	**0.005**	**0.05**	**0.05**	**0.005**	**0.231**	**1.87**	**0.399**	**0.005**	**0.005**	**0.005**	**0.444**	**0.005**	**0.005**	**0.005**	**0.005**	**0.005**	**0.005**	**0.005**	**0.005**	**1.8**	**1.77**	**0.005**	**---**	**---**	**500**
RWQCB Site-Specific Soil Cleanup Goal (5 ft below ground surface)			**0.005**	**0.005**	**0.005**	**0.005**	**0.212**	**1.07**	**0.005**	**0.01**	**0.05**	**0.303**	**0.005**	**0.05**	**0.05**	**0.005**	**0.012**	**0.114**	**0.03**	**0.005**	**0.005**	**0.005**	**0.356**	**0.005**	**0.005**	**0.005**	**0.005**	**0.005**	**0.005**	**0.005**	**0.005**	**0.12**	**0.118**	**0.005**	**---**	**---**	**100**
EX-14-E1-3	3	3/25/2015	<0.0050	<0.0050	<0.0050	<0.0050	<0.0050	<0.0020	<0.0050	<0.010	<0.050	<0.0050	<0.0050	<0.050	<0.050	<0.0050	<0.010	<0.0050	<0.0050	<0.0050	<0.0050	<0.0050	<0.0020	<0.0050	<0.0050	<0.0050	<0.0050	<0.0050	<0.0050	<0.0050	<0.0050	<0.0050	<0.0050	<0.0050	<0.0020	<0.0020	<0.50
EX-14-E1-5	5	3/25/2015	<0.0050	<0.0050	<0.0050	<0.0050	<0.0050	<0.0020	<0.0050	<0.010	<0.050	<0.0050	<0.0050	<0.050	<0.050	<0.0050	<0.010	<0.0050	<0.0050	<0.0050	<0.0050	<0.0050	<0.0020	<0.0050	<0.0050	<0.0050	<0.0050	<0.0050	<0.0050	<0.0050	<0.0050	<0.0050	<0.0050	<0.0050	<0.0020	<0.0020	<0.50
EX-14-E1-8	8	3/25/2015	<0.0050	<0.0050	<0.0050	<0.0050	<0.0050	<0.0020	<0.0050	<0.010	<0.050	<0.0050	<0.0050	<0.050	<0.050	<0.0050	<0.010	<0.0050	<0.0050	<0.0050	<0.0050	<0.0050	<0.0020	<0.0050	<0.0050	<0.0050	<0.0050	<0.0050	<0.0050	<0.0050	<0.0050	<0.0050	<0.0050	<0.0050	<0.0020	<0.0020	<0.50
EX-14-E1-10	10	3/25/2015	<0.0050	<0.0050	<0.0050	<0.0050	<0.0050	<0.0020	<0.0050	<0.010	<0.050	<0.0050	<0.0050	<0.050	<0.050	<0.0050	<0.010	<0.0050	<0.0050	<0.0050	<0.0050	<0.0050	<0.0020	<0.0050	<0.0050	<0.0050	<0.0050	<0.0050	<0.0050	<0.0050	<0.0050	<0.0050	<0.0050	<0.0050	<0.0020	<0.0020	<0.50
EX-14-E2-1	1	3/25/2015	<0.0050	<0.0050	<0.0050	<0.0050	<0.0050	<0.0020	<0.0050	<0.010	<0.050	<0.0050	<0.0050	<0.050	<0.050	<0.0050	<0.010	<0.0050	<0.0050	<0.0050	<0.0050	<0.0050	<0.0020	<0.0050	<0.0050	<0.0050	<0.0050	<0.0050	<0.0050	<0.0050	<0.0050	<0.0050	<0.0050	<0.0050	<0.0020	<0.0020	<0.50
EX-14-E2-3	3	3/25/2015	<0.0050	<0.0050	<0.0050	<0.0050	<0.0050	<0.0020	<0.0050	<0.010	<0.050	<0.0050	<0.0050	<0.050	<0.050	<0.0050	<0.010	<0.0050	<0.0050	<0.0050	<0.0050	<0.0050	<0.0020	<0.0050	<0.0050	<0.0050	<0.0050	<0.0050	<0.0050	<0.0050	<0.0050	<0.0050	<0.0050	<0.0050	<0.0020	<0.0020	<0.50
EX-14-E2-5	5	3/25/2015	<0.0050	<0.0050	<0.0050	<0.0050	<0.0050	<0.0020	<0.0050	<0.010	<0.050	<0.0050	<0.0050	<0.050	<0.050	<0.0050	<0.010	<0.0050	<0.0050	<0.0050	<0.0050	<0.0050	<0.0020	<0.0050	<0.0050	<0.0050	<0.0050	<0.0050	<0.0050	<0.0050	<0.0050	<0.0050	<0.0050	<0.0050	<0.0020	<0.0020	<0.50
EX-14-E2-8	8	3/25/2015	<0.0050	<0.0050	<0.0050	<0.0050	<0.0050	<0.0020	<0.0050	<0.010	<0.050	<0.0050	<0.0050	<0.050	<0.050	<0.0050	<0.010	<0.0050	<0.0050	<0.0050	<0.0050	<0.0050	<0.0020	<0.0050	<0.0050	<0.0050	<0.0050	<0.0050	<0.0050	<0.0050	<0.0050	<0.0050	<0.0050	<0.0050	<0.0020	<0.0020	<0.50
EX-14-E2-10	10	3/25/2015	<0.0050	<0.0050	<0.0050	<0.0050	<0.0050	<0.0020	<0.0050	<0.010	<0.050	<0.0050	<0.0050	<0.050	<0.050	<0.0050	<0.010	<0.0050	<0.0050	<0.0050	<0.0050	<0.0050	<0.0020	<0.0050	<0.0050	<0.0050	<0.0050	<0.0050	<0.0050	<0.0050	<0.0050	<0.0050	<0.0050	<0.0050	<0.0020	<0.0020	<0.50
EX-14-E3-1	1	3/25/2015	<0.0050	<0.0050	<0.0050	<0.0050	<0.0050	<0.0020	<0.0050	<0.010	<0.050	<0.0050	<0.0050	<0.050	<0.050	<0.0050	<0.010	<0.0050	<0.0050	<0.0050	<0.0050	<0.0050	<0.0020	<0.0050	<0.0050	<0.0050	<0.0050	<0.0050	<0.0050	<0.0050	<0.0050	<0.0050	<0.0050	<0.0050	<0.0020	<0.0020	<0.50
EX-14-E3-3	3	3/25/2015	<0.0050	<0.0050	<0.0050	<0.0050	<0.0050	<0.0020	<0.0050	<0.010	<0.050	<0.0050	<0.0050	<0.050	<0.050	<0.0050	<0.010	<0.0050	<0.0050	<0.0050	<0.0050	<0.0050	<0.0020	<0.0050	<0.0050	<0.0050	<0.0050	<0.0050	<0.0050	<0.0050	<0.0050	<0.0050	<0.0050	<0.0050	<0.0020	<0.0020	<0.50
EX-14-E3-5	5	3/25/2015	<0.0050	<0.0050	<0.0050	<0.0050	<0.0050	<0.0020	<0.0050	<0.010	<0.050	<0.0050	<0.0050	<0.050	<0.050	<0.0050	<0.010	<0.0050	<0.0050	<0.0050	<0.0050	<0.0050	<0.0020	<0.0050	<0.0050	<0.0050	<0.0050	<0.0050	<0.0050	<0.0050	<0.0050	<0.0050	<0.0050	<0.0050	<0.0020	<0.0020	<0.50
EX-14-E3-8	8	3/25/2015	<0.0050	<0.0050	<0.0050	<0.0050	<0.0050	<0.0020	<0.0050	<0.010	<0.050	<0.0050	<0.0050	<0.050	<0.050	<0.0050	<0.010	<0.0050	<0.0050	<0.0050	<0.0050	<0.0050	<0.0020	<0.0050	<0.0050	<0.0050	<0.0050	<0.0050	<0.0050	<0.0050	<0.0050	<0.0050	<0.0050	<0.0050	<0.0020	<0.0020	<0.50
EX-14-E3-10	10	3/25/2015	<0.0050	<0.0050	<0.0050	<0.0050	<0.0050	<0.0020	<0.0050	<0.010	<0.050	<0.0050	<0.0050	<0.050	<0.050	<0.0050	<0.010	<0.0050	<0.0050	<0.0050	<0.0050	<0.0050	<0.0020	<0.0050	<0.0050	<0.0050	<0.0050	<0.0050	<0.0050	<0.0050	<0.0050	<0.0050	<0.0050	<0.0050	<0.0020	<0.0020	<0.50
EX-14-E4-1	1	3/25/2015	<0.0050	<0.0050	<0.0050	<0.0050	<0.0050	<0.0020	<0.0050	<0.010	<0.050	<0.0050	<0.0050	<0.050	<0.050	<0.0050	<0.010	<0.0050	<0.0050	<0.0050	<0.0050	<0.0050	<0.0020	<0.0050	<0.0050	<0.0050	<0.0050	<0.0050	<0.0050	<0.0050	<0.0050	<0.0050	<0.0050	<0.0050	<0.0020	<0.0020	<0.50
EX-14-E4-3	3	3/25/2015	<0.0050	<0.0050	<0.0050	<0.0050	<0.0050	<0.0020	<0.0050	<0.010	<0.050	<0.0050	<0.0050	<0.050	<0.050	<0.0050	<0.010	<0.0050	<0.0050	<0.0050	<0.0050	<0.0050	<0.0020	<0.0050	<0.0050	<0.0050	<0.0050	<0.0050	<0.0050	<0.0050	<0.0050	<0.0050	<0.0050	<0.0050	<0.0020	<0.0020	<0.50
EX-14-E4-5	5	3/25/2015	<0.0050	<0.0050	<0.0050	<0.0050	<0.0050	<0.0020	<0.0050	<0.010	<0.050	<0.0050	<0.0050	<0.050	<0.050	<0.0050	<0.010	<0.0050	<0.0050	<0.0050	<0.0050	<0.0050	<0.0020	<0.0050	<0.0050	<0.0050	<0.0050	<0.0050	<0.0050	<0.0050	<0.0050	<0.0050	<0.0050	<0.0050	<0.0020	<0.0020	<0.50
EX-14-E4-8	8	3/25/2015	<0.0050	<0.0050	<0.0050	<0.0050	<0.0050	<0.0020	<0.0050	<0.010	<0.050	<0.0050	<0.0050	<0.050	<0.050	<0.0050	<0.010	<0.0050	<0.0050	<0.0050	<0.0050	<0.0050	<0.0020	<0.0050	<0.0050	<0.0050	<0.0050	<0.0050	<0.0050	<0.0050	<0.0050	<0.0050	<0.0050	<0.0050	<0.0020	<0.0020	<0.50
EX-14-E4-10	10	3/25/2015	<0.0050	<0.0050	<0.0050	<0.0050	<0.0050	<0.0020	<0.0050	<0.010	<0.050	<0.0050	<0.0050	<0.050	<0.050	<0.0050	<0.010	<0.0050	<0.0050	<0.0050	<0.0050	<0.0050	<0.0020	<0.0050	<0.0050	<0.0050	<0.0050	<0.0050	<0.0050	<0.0050	<0.0050	<0.0050	<0.0050	<0.0050	<0.0020	<0.0020	<0.50
EX-14-E5-1	1	3/25/2015	<0.0050	<0.0050	<0.0050	<0.0050	<0.0050	<0.0020	<0.0050	<0.010	<0.050	<0.0050	<0.0050	<0.050	<0.050	<0.0050	<0.010	<0.0050	<0.0050	<0.0050	<0.0050	<0.0050	<0.0020	<0.0050	<0.0050	<0.0050	<0.0050	<0.0050	<0.0050	<0.0050	<0.0050	<0.0050	<0.0050	<0.0050	<0.0020	<0.0020	<0.50
EX-14-E5-3	3	3/25/2015	<0.0050	<0.0050	<0.0050	<0.0050	<0.0050	<0.0020	<0.0050	<0.010	<0.050	<0.0050	<0.0050	<0.050	<0.050	<0.0050	<0.010	<0.0050	<0.0050	<0.0050	<0.0050	<0.0050	<0.0020	<0.0050	<0.0050	<0.0050	<0.0050	<0.0050	<0.0050	<0.0050	<0.0050	<0.0050	<0.0050	<0.0050	<0.0020	<0.0020	<0.50
EX-14-E5-5	5	3/25/2015	<0.0050	<0.0050	<0.0050	<0.0050	<0.0050	<0.0020	<0.0050	<0.010	<0.050	<0.0050	<0.0050	<0.050	<0.050	<0.0050	<0.010	<0.0050	<0.0050	<0.0050	<0.0050	<0.0050	<0.0020	<0.0050	<0.0050	<0.0050	<0.0050	<0.0050	<0.0050	<0.0050	<0.0050	<0.0050	<0.0050	<0.0050	<0.0020	<0.0020	<0.50
EX-14-E5-8	8	3/25/2015	<0.0050	<0.0050	<0.0050	<0.0050	<0.0050	<0.0020	<0.0050	<0.010	<0.050	<0.0050	<0.0050	<0.050	<0.050	<0.0050	<0.010	<0.0050	<0.0050	<0.0050	<0.0050	<0.0050	<0.0020	<0.0050	<0.0050	<0.0050	<0.0050	<0.0050	<0.0050	<0.0050	<0.0050	<0.0050	<0.0050	<0.0050	<0.0020	<0.0020	<0.50
EX-14-E5-10	10	3/25/2015	<0.0050	<0.0050	<0.0050	<0.0050	<0.0050	<0.0020	<0.0050	<0.010	<0.050	<0.0050	<0.0050	<0.050	<0.050	<0.0050	<0.010	<0.0050	<0.0050	<0.0050	<0.0050	<0.0050	<0.0020	<0.0050	<0.0050	<0.0050	<0.0050	<0.0050	<0.0050	<0.0050	<0.0050	<0.0050	<0.0050	<0.0050	<0.0020	<0.0020	<0.50
EX-14-N1-1	1	3/25/2015	<0.0050	<0.0050	<0.0050	<0.0050	<0.0050	<0.0020	<0.0050	<0.010	<0.050	<0.0050	<0.0050	<0.050	<0.050	<0.0050	<0.010	<0.0050	<0.0050	<0.0050	<0.0050	<0.0050	<0.0020	<0.0050	<0.0050	<0.0050	<0.0050	<0.0050	<0.0050	<0.0050	<0.0050	<0.0050	<0.0050	<0.0050	<0.0020	<0.0020	<0.50
EX-14-N1-3	3	3/25/2015	<0.0050	<0.0050	<0.0050	<0.0050	<0.0050	<0.0020	<0.0050	<0.010	<0.050	<0.0050	<0.0050	<0.050	<0.050	<0.0050	<0.010	<0.0050	<0.0050	<0.0050	<0.0050	<0.0050	<0.0020	<0.0050	<0.0050	<0.0050	<0.0050	<0.0050	<0.0050	<0.0050	<0.0050	<0.0050	<0.0050	<0.0050	<0.0020	<0.0020	<0.50
EX-14-N1-5	5	3/25/2015	<0.0050	<0.0050	<0.0050	<0.0050	<0.0050	<0.0020	<0.0050	<0.010	<0.050	<0.0050	<0.0050	<0.050	<0.050	<0.0050	<0.010	<0.0050	<0.0050	<0.0050	<0.0050	<0.0050	<0.0020	<0.0050	<0.0050	<0.0050	<0.0050	<0.0050	<0.0050	<0.0050	<0.0050	<0.0050	<0.0050	<0.0050	<0.0020	<0.0020	<0.50
EX-14-N1-8	8	3/25/2015	<0.0050	<0.0050	<0.0050	<0.0050	<0.0050	<0.0020	<0.0050	<0.010	<0.050	<0.0050	<0.0050	<0.050	<0.050	<0.0050	<0.010	<0.0050	<0.0050	<0.0050	<0.0050	<0.0050	<0.0020	<0.0050	<0.0050	<0.0050	<0.0050	<0.0050	<0.0050	<0.0050	<0.0050	<0.0050	<0.0050	<0.0050	<0.0020	<0.0020	<0.50
EX-14-N1-10	10	3/25/2015	<0.0050	<0.0050	<0.0050	<0.0050	<0.0050	<0.0020	<0.0050	<0.010	<0.050	<0.0050	<0.0050	<0.050	<0.050	<0.0050	<0.010	<0.0050	<0.0050	<0.0050	<0.0050	<0.0050	<0.0020	<0.0050	<0.0050	<0.0050	<0.0050	<0.0050	<0.0050	<0.0050	<0.0050	<0.0050	<0.0050	<0.0050	<0.0020	<0.0020	<0.50
EX-14-N2-1	1	3/25/2015	<0.0050	<0.0050	<0.0050	<0.0050	<0.0050	<0.0020	<0.0050	<0.010	<0.050	<0.0050	<0.0050	<0.050	<0.050	<0.0050	<0.010	<0.0050	<0.0050	<0.0050	<0.0050	<0.0050	<0.0020	<0.0050	<0.0050	<0.0050	<0.0050	<0.0050	<0.0050	<0.0050	<0.0050	<0.0050	<0.0050	<0.0050	<0.0020	<0.0020	<0.50
EX-14-N2-3	3	3/25/2015	<0.0050	<0.0050	<0.0050	<0.0050	<0.0050	<0.0020	<0.0050	<0.010	<0.050	<0.0050	<0.0050	<0.050	<0.050	<0.0050	<0.010	<0.0050	<0.0050	<0.0050	<0.0050	<0.0050	<0.0020	<0.0050	<0.0050	<0.0050	<0.0050	<0.0050	<0.0050	<0.0050	<0.0050	<0.0050	<0.0050	<0.0050	<0.0020	<0.0020	<0.50
EX-14-N2-5	5	3/25/2015	<0.0050	<0.0050	<0.0050	<0.0050	<0.0050	<0.0020	<0.0050	<0.010	<0.050	<0.0050	<0.0050	<0.050	<0.050	<0.0050	<0.010	<0.0050	<0.0050	<0.0050	<0.0050	<0.0050	<0.0020	<0.0050	<0.0050	<0.0050	<0.0050	<0.0050	<0.0050	<0.0050	<0.0050	<0.0050	<0.0050	<0.0050	<0.0020	<0.0020	<0.50
EX-14-N2-8	8	3/25/2015	<0.0050	<0.0050	<0.0050	<0.0050	<0.0050	<0.0020	<0.0050	<0.010	<0.050	<0.0050	<0.0050	<0.050	<0.050	<0.0050	<0.010	<0.0050	<0.0050	<0.0050	<0.0050	<0.0050	<0.0020	<0.0050	<0.0050	<0.0050	<0.0050	<0.0050	<0.0050	<0.0050	<0.0050	<0.0050	<0.0050	<0.0050	<0.0020	<0.0020	<0.50
EX-14-N2-10	10	3/25/2015	<0.0050	<0.0050	<0.0050	<0.0050	<0.0050	<0.0020	<0.0050	<0.010	<0.050	<0.0050	<0.0050	<0.050	<0.050	<0.0050	<0.010	<0.0050	<0.0050	<0.0050	<0.0050	<0.0050	<0.0020	<0.0050	<0.0050	<0.0050	<0.0050	<0.0050	<0.0050	<0.0050	<0.0050	<0.0050	<0.0050	<0.0050	<0.0020	<0.0020	<0.50
EX-14-N3-1	1	3/25/2015	<0.0050	<0.0050	<0.0050	<0.0050	<0.0050	<0.0020	<0.0050	<0.010	<0.050	<0.0050	<0.0050	<0.050	<0.050	<0.0050	<0.010	<0.0050	<0.0050	<0.0050	<0.0050	<0.0050	<0.0020	<0.0050	<0.0050	<0.0050	<0.0050	<0.0050	<0.0050	<0.0050	<0.0050	<0.0050	<0.0050	<0.0050	<0.0020	<0.0020	<0.50
EX-14-N3-3	3	3/25/2015	<0.0050	<0.0050	<0.0050	<0.0050	<0.0050	<0.0020	<0.0050	<0.010	<0.050	<0.0050	<0.0050	<0.050	<0.050	<0.0050	<0.010	<0.0050	<0.0050	<0.0050	<0.0050	<0.0050	<0.0020	<0.0050	<0.0050	<0.0050	<0.0050	<0.0050	<0.0050	<0.0050	<0.0050	<0.0050	<0.0050	<0.0050	<0.0020	<0.0020	<0.50
EX-14-N3-5	5	3/25/2015	<0.0050	<0.0050	<0.0050	<0.0050	<0.0050	<0.0020	<0.0050	<0.010	<0.050	<0.0050	<0.0050	<0.050	<0.050	<0.0050	<0.010	<0.0050	<0.0050	<0.0050	<0.0050	<0.0050	<0.0020	<0.0050	<0.0050	<0.0050	<0.0050	<0.0050	<0.0050	<0.0050	<0.0050	<0.0050	<0.0050	<0.0050	<0.0020	<0.0020	<0.50
EX-14-N3-8	8	3/25/2015	<0.0050	<0.0050	<0.0050	<0.0050	<0.0050	<0.0020	<0.0050	<0.010	<0.050	<0.0050	<0.0050	<0.050	<0.050	<0.0050	<0.010	<0.0050	<0.0050	<0.0050	<0.0050	<0.0050	<0.0020	<0.0050	<0.0050	<0.0050	<0.0050	<0.0050	<0.0050	<0.0050	<0.0050	<0.0050	<0.0050	<0.0050	<0.0020	<0.0020	<0.50
EX-14-N3-10	10	3/25/2015	<0.0050	<0.0050	<0.0050	<0.0050	<0.0050	<0.0020	<0.0050	<0.010	<0.050	<0.0050	<0.0050	<0.050	<0.050	<0.0050	<0.010	<0.0050	<0.0050	<0.0050	<0.0050	<0.0050	<0.0020	<0.0050	<0.0050	<0.0050	<0.0050	<0.0050	<0.0050	<0.0050	<0.0050	<0.0050	<0.0050	<0.0050	<0.0020	<0.0020	<0.50
EX-14-N4-1	1	3/25/2015	<0.0050	<0.0050	<0.0050	<0.0050	<0.0050	<0.0020	<0.0050	<0.010	<0.050	<0.0050	<0.0050	<0.050	<0.050	<0.0050	<0.010	<0.0050	<0.0050	<0.0050	<0.0050	<0.0050	<0.0020	<0.0050	<0.0050	<0.0050	<0.0050	<0.0050	<0.0050	<0.0050	<0.0050	<0.0050	<0.0050	<0.0050	<0.0020	<0.0020	<0.50
EX-14-N4-3	3	3/25/2015	<0.0050	<0.0050	<0.0050	<0.0050	<0.0050	<0.0020	<0.0050	<0.010	<0.050	<0.0050	<0.0050	<0.050	<0.050	<0.0050	<0.010	<0.0050	<0.0050	<0.0050	<0.0050	<0.0050	<0.0020	<0.0050	<0.0050	<0.0050	<0.0050	<0.0050	<0.0050	<0.0050	<0.0050	<0.0050	<0.0050	<0.0050	<0.0020	<0.0020	<0.50
EX-14-N4-5	5	3/25/2015	<0.0050	<0.0050	<0.0050	<0.0050	<0.0050	<0.0020	<0.0050	<0.010	<0.050	<0.0050	<0.0050	<0.050	<0.050	<0.0050	<0.010	<0.0050	<0.0050	<0.0050	<0.0050	<0.0050	<0.0020	<0.0050	<0.0050	<0.0050	<0.0050	<0.0050	<0.0050	<0.0050	<0.0050	<0.0050	<0.0050	<0.0050	<0.0020	<0.0020	<0.50
EX-14-N4-8	8	3/25/2015	<0.0050	<0.0050	<0.0050	<0.0050	<0.0050	<0.0020	<0.0050	<0.010	<0.050	<0.0050	<0.0050	<0.050	<0.050	<0.0050	<0.010	<0.0050	<0.0050	<0.0050	<0.0050	<0.0050	<0.0020	<0.0050	<0.0050	<0.0050	<0.0050	<0.0050	<0.0050	<0.0050	<0.0050	<0.0050	<0.0050	<0.0050	<0.0020	<0.0020	<0.50
EX-14-N4-10	10	3/25/2015	<0.0050	<0.0050	<0.0050	<0.0050	<0.0050	<0.0020	<0.0050	<0.010	<0.050	<0.0050	<0.0050	<0.050	<0.050	<0.0050	<0.010	<0.0050	<0.0050	<0.0050	<0.0050	<0.0050	<0.0020	<0.0050	<0.0050	<0.0050	<0.0050	<0.0050	<0.0050	<0.0050	<0.0050	<0.0050	<0.0050	<0.0050	<0.0020	<0.0020	<0.50
EX-14-S1-1	1	3/25/2015	<0.0050	<0.0050	<0.0050	<0.0050	<0.0050	<0.0020	<0.0050	<0.010	<0.050	<0.0050	<0.0050	<0.050	<0.050	<0.0050	<0.010	<0.0050	<0.0050	<0.0050	<0.0050	<0.0050	<0.0020	<0.0050	<0.0050	<0.0050	<0.0050	<0.0050	<0.0050	<0.0050	<0.0050	<0.0050	<0.0050	<0.0050	<0.0020	<0.0020	<0.50
EX-14-S1-3	3	3/25/2015	<0.0050	<0.0050	<0.0050	<0.0050	<0.0050	<0.0020	<0.0050	<0.010	<0.050	<0.0050	<0.0050	<0.050	<0.050	<0.0050	<0.010	<0.0050	<0.0050	<0.0050	<0.0050	<0.0050	<0.0020	<0.0050	<0.0050	<0.0050	<0.0050	<0.0050	<0.0050	<0.0050	<0.0050	<0.0050	<0.0050	<0.0050	<0.0020	<0.0020	<0.50
EX-14-S1-5	5	3/25/2015	<0.0050	<0.0050	<0.0050	<0.0050	<0.0050	<0.0020	<0.0050	<0.010	<0.050	<0.0050	<0.0050	<0.050	<0.050	<0.0050	<0.010	<0.0050	<0.0050	<0.0050	<0.0050	<0.0050	<0.0020	<0.0050	<0.0050	<0.0050	<0.0050	<0.0050	<0.0050	<0.0050	<0.0050	<0.0050	<0.0050	<0.0050	<0.0020	<0.0020	<0.50
EX-14-S1-8	8	3/25/2015	<0.0050	<0.0050	<0.0050	<0.0050	<0.0050	<0.0020	<0.0050	<0.010	<0.050	<0.0050	<0.0050	<0.050	<0.050	<0.0050	<0.010	<0.0050	<0.0050	<0.0050	<0.0050	<0.0050	<0.0020	<0.0050	<0.0050	<0.0050	<0.0050	<0.0050	<0.0050	<0.0050	<0.0050	<0.0050	<0.0050	<0.0050	<0.0020	<0.0020	<0.50
EX-14-S1-10	10	3/25/2015	<0.0050	<0.0050	<0.0050	<0.0050	<0.0050	<0.0020	<0.0050	<0.010	<0.050	<0.0050	<0.0050	<0.050	<0.050	<0.0050	<0.010	<0.0050	<0.0050	<0.0050	<0.0050	<0.0050	<0.0020	<0.0050	<0.0050	<0.0050	<0.0050	<0.0050	<0.0050	<0.0050	<0.0050	<0.0050	<0.0050	<0.0050	<0.0020	<0.0020	<0.50
EX-14-S2-1	1	3/25/2015	<0.0050	<0.0050	<0.0050	<0.0050	<0.0050	<0.0020	<0.0050	<0.010	<0.050	<0.0050	<0.0050	<0.050	<0.050	<0.0050	<0.010	<0.0050	<0.0050	<0.0050	<0.0050	<0.0050	<0.0020	<0.0050	<0.0050	<0.0050	<0.0050	<0.0050	<0.0050	<0.0050	<0.0050	<0.0050	<0.0050	<0.0050	<0.0020	<0.0020	<0.50
EX-14-S2-3	3	3/25/2015	<0.0050	<0.0050	<0.0050	<0.0050	<0.0050	<0.0020	<0.0050	<0.010	<0.050	<0.0050	<0.0050	<0.050	<0.050	<0.0050	<0.010	<0.0050	<0.0050	<0.0050	<0.0050	<0.0050	<0.0020	<0.0050	<0.0050	<0.0050	<0.0050	<0.0050	<0.0050	<0.0050	<0.0050	<0.0050	<0.0050	<0.0050	<0.0020	<0.0020	<0.50
EX-14-S2-5	5	3/25/2015	<0.0050	<0.0050	<0.0050	<0.0050	<0.0050	<0.0020	<0.0050	<0.010	<0.050	<0.0050	<0.0050	<0.050	<0.050	<0.0050	<0.010	<0.0050	<0.0050	<0.0050	<0.0050	<0.0050	<0.0020	<0.0050	<0.0050	<0.0050	<0.0050	<0.0050	<0.0050	<0.0050	<0.0050	<0.0050	<0.0050	<0.0050	<0.0020	<0.0020	<0.50
EX-14-S2-8	8	3/25/2015	<0.0050	<0.0050	<0.0050	<0.0050	<0.0050	<0.0020	<0.0050	<0.010	<0.050	<0.0050	<0.0050	<0.050	<0.050	<0.0050	<0.010	<0.0050	<0.0050	<0.0050	<0.0050	<0.0050	<0.0020	<0.0050	<0.0050	<0.0050	<0.0050	<0.0050	<0.0050	<0.0050	<0.0050	<0.0050	<0.0050	<0.0050	<0.0020	<0.0020	<0.50
EX-14-S2-10	10	3/25/2015	<0.0050	<0.0050	<0.0050	<0.0050	<0.0050	<0.0020	<0.0050	<0.010	<0.050	<0.0050	<0.0050	<0.050	<0.050	<0.0050	<0.010	<0.0050	<0.0050	<0.0050	<0.0050	<0.0050	<0.0020	<0.0050	<0.0050	<0.0050	<0.0050	<0.0050	<0.0050	<0.0050	<0.0050	<0.0050	<0.0050	<0.0050	<0.0020	<0.0020	<0.50
EX-14-S3-1	1	3/25/2015	<0.0050	<0.0050	<0.0050	<0.0050	<0.0050	<0.0020	<0.0050	<0.010	<0.050	<0.0050	<0.0050	<0.050	<0.050	<0.0050	<0.010	<0.0050	<0.0050	<0.0050	<0.0050	<0.0050	<0.0020	<0.0050	<0.0050	<0.0050	<0.0050	<0.0050	<0.0050	<0.0050	<0.0050	<0.0050	<0.0050	<0.0050	<0.0020	<0.0020

TABLE A-2
ANALYTICAL RESULTS FOR VOCs IN SOIL (0 TO 10 FEET BGS)
Defense Fuel Support Point Norwalk
15306 Norwalk Boulevard, Norwalk, California

Sample ID	Sample Depth	Date Sampled	Acetone (mg/kg)	tert-Amyl Methyl Ether (TAME) (mg/kg)	Benzene (mg/kg)	Bromobenzene (mg/kg)	Bromochloromethane (mg/kg)	Bromodichloromethane (mg/kg)	Bromoform (mg/kg)	Bromomethane (mg/kg)	2-Butanone (MEK) (mg/kg)	tert-Butyl alcohol (TBA) (mg/kg)	sec-Butylbenzene (mg/kg)	tert-Butylbenzene (mg/kg)	n-Butylbenzene (mg/kg)	Carbon Disulfide (mg/kg)	Carbon Tetrachloride (mg/kg)	Chlorobenzene (mg/kg)	Chloroethane (mg/kg)	Chloroform (mg/kg)	Chloromethane (mg/kg)	2-Chlorotoluene (mg/kg)	4-Chlorotoluene (mg/kg)	1,2-Dibromo-3-chloropropane (mg/kg)	Dibromochloromethane (mg/kg)	1,2-Dibromoethane (EDB) (mg/kg)	Dibromomethane (mg/kg)	1,2-Dichlorobenzene (mg/kg)	1,3-Dichlorobenzene (mg/kg)	1,4-Dichlorobenzene (mg/kg)	Dichlorodifluoromethane (R12) (mg/kg)	1,1-Dichloroethane (mg/kg)	1,2-Dichloroethane (EDC) (mg/kg)	trans-1,2-Dichloroethylene (mg/kg)	cis-1,2-Dichloroethylene (mg/kg)	1,1-Dichloroethylene (mg/kg)	1,2-Dichloropropane (mg/kg)	1,3-Dichloropropane (mg/kg)
RWQCB Site-Specific Soil Cleanup Goal (0.5 ft below ground surface)			**0.994**	**0.005**	**0.013**	**0.005**	**0.005**	**0.005**	**0.005**	**0.005**	**0.05**	**0.02**	**2.22**	**1.78**	**3.4**	**0.046**	**0.005**	**0.005**	**0.005**	**0.005**	**0.005**	**0.005**	**0.005**	**0.01**	**0.005**	**0.005**	**0.005**	**0.005**	**0.005**	**0.005**	**0.005**	**0.005**	**0.005**	**0.005**	**0.005**	**0.005**	**0.005**	**0.005**
RWQCB Site-Specific Soil Cleanup Goal (5 ft below ground surface)			**1.28**	**0.005**	**0.011**	**0.005**	**0.005**	**0.005**	**0.005**	**0.005**	**0.05**	**0.02**	**0.129**	**0.11**	**0.179**	**0.023**	**0.005**	**0.005**	**0.005**	**0.005**	**0.005**	**0.005**	**0.005**	**0.01**	**0.005**	**0.005**	**0.005**	**0.005**	**0.005**	**0.005**	**0.005**	**0.005**	**0.005**	**0.005**	**0.005**	**0.005**	**0.005**	**0.005**
EX-14-W1-3	3	3/25/2015	<0.050	<0.0050	<0.0020	<0.0050	<0.0050	<0.0050	<0.0050	<0.0050	<0.050	<0.020	<0.0050	<0.0050	<0.0050	<0.0050	<0.0050	<0.0050	<0.0050	<0.0050	<0.0050	<0.0050	<0.0050	<0.010	<0.0050	<0.0050	<0.0050	<0.0050	<0.0050	<0.0050	<0.0050	<0.0050	<0.0050	<0.0050	<0.0050	<0.0050	<0.0050	<0.0050
EX-14-W1-5	5	3/25/2015	<0.050	<0.0050	<0.0020	<0.0050	<0.0050	<0.0050	<0.0050	<0.0050	<0.050	<0.020	<0.0050	<0.0050	<0.0050	<0.0050	<0.0050	<0.0050	<0.0050	<0.0050	<0.0050	<0.0050	<0.0050	<0.010	<0.0050	<0.0050	<0.0050	<0.0050	<0.0050	<0.0050	<0.0050	<0.0050	<0.0050	<0.0050	<0.0050	<0.0050	<0.0050	<0.0050
EX-14-W1-8	8	3/25/2015	<0.050	<0.0050	<0.0020	<0.0050	<0.0050	<0.0050	<0.0050	<0.0050	<0.050	<0.020	<0.0050	<0.0050	<0.0050	<0.0050	<0.0050	<0.0050	<0.0050	<0.0050	<0.0050	<0.0050	<0.0050	<0.010	<0.0050	<0.0050	<0.0050	<0.0050	<0.0050	<0.0050	<0.0050	<0.0050	<0.0050	<0.0050	<0.0050	<0.0050	<0.0050	<0.0050
EX-14-W1-10	10	3/25/2015	<0.050	<0.0050	<0.0020	<0.0050	<0.0050	<0.0050	<0.0050	<0.0050	<0.050	<0.020	<0.0050	<0.0050	<0.0050	<0.0050	<0.0050	<0.0050	<0.0050	<0.0050	<0.0050	<0.0050	<0.0050	<0.010	<0.0050	<0.0050	<0.0050	<0.0050	<0.0050	<0.0050	<0.0050	<0.0050	<0.0050	<0.0050	<0.0050	<0.0050	<0.0050	<0.0050
EX-14-W2-1	1	3/25/2015	<0.050	<0.0050	<0.0020	<0.0050	<0.0050	<0.0050	<0.0050	<0.0050	<0.050	<0.020	<0.0050	<0.0050	<0.0050	<0.0050	<0.0050	<0.0050	<0.0050	<0.0050	<0.0050	<0.0050	<0.0050	<0.010	<0.0050	<0.0050	<0.0050	<0.0050	<0.0050	<0.0050	<0.0050	<0.0050	<0.0050	<0.0050	<0.0050	<0.0050	<0.0050	<0.0050
EX-14-W2-5	5	3/25/2015	<0.050	<0.0050	<0.0020	<0.0050	<0.0050	<0.0050	<0.0050	<0.0050	<0.050	<0.020	<0.0050	<0.0050	<0.0050	<0.0050	<0.0050	<0.0050	<0.0050	<0.0050	<0.0050	<0.0050	<0.0050	<0.010	<0.0050	<0.0050	<0.0050	<0.0050	<0.0050	<0.0050	<0.0050	<0.0050	<0.0050	<0.0050	<0.0050	<0.0050	<0.0050	<0.0050
EX-14-W2-8	8	3/25/2015	<0.050	<0.0050	<0.0020	<0.0050	<0.0050	<0.0050	<0.0050	<0.0050	<0.050	<0.020	<0.0050	<0.0050	<0.0050	<0.0050	<0.0050	<0.0050	<0.0050	<0.0050	<0.0050	<0.0050	<0.0050	<0.010	<0.0050	<0.0050	<0.0050	<0.0050	<0.0050	<0.0050	<0.0050	<0.0050	<0.0050	<0.0050	<0.0050	<0.0050	<0.0050	<0.0050
EX-14-W2-10	10	3/25/2015	<0.050	<0.0050	<0.0020	<0.0050	<0.0050	<0.0050	<0.0050	<0.0050	<0.050	<0.020	<0.0050	<0.0050	<0.0050	<0.0050	<0.0050	<0.0050	<0.0050	<0.0050	<0.0050	<0.0050	<0.0050	<0.010	<0.0050	<0.0050	<0.0050	<0.0050	<0.0050	<0.0050	<0.0050	<0.0050	<0.0050	<0.0050	<0.0050	<0.0050	<0.0050	<0.0050
EX-14-W3-1	1	3/25/2015	<0.050	<0.0050	<0.0020	<0.0050	<0.0050	<0.0050	<0.0050	<0.0050	<0.050	<0.020	<0.0050	<0.0050	<0.0050	<0.0050	<0.0050	<0.0050	<0.0050	<0.0050	<0.0050	<0.0050	<0.0050	<0.010	<0.0050	<0.0050	<0.0050	<0.0050	<0.0050	<0.0050	<0.0050	<0.0050	<0.0050	<0.0050	<0.0050	<0.0050	<0.0050	<0.0050
EX-14-W3-3	3	3/25/2015	<0.050	<0.0050	<0.0020	<0.0050	<0.0050	<0.0050	<0.0050	<0.0050	<0.050	<0.020	<0.0050	<0.0050	<0.0050	<0.0050	<0.0050	<0.0050	<0.0050	<0.0050	<0.0050	<0.0050	<0.0050	<0.010	<0.0050	<0.0050	<0.0050	<0.0050	<0.0050	<0.0050	<0.0050	<0.0050	<0.0050	<0.0050	<0.0050	<0.0050	<0.0050	<0.0050
EX-14-W3-5	5	3/25/2015	<0.050	<0.0050	<0.0020	<0.0050	<0.0050	<0.0050	<0.0050	<0.0050	<0.050	<0.020	<0.0050	<0.0050	<0.0050	<0.0050	<0.0050	<0.0050	<0.0050	<0.0050	<0.0050	<0.0050	<0.0050	<0.010	<0.0050	<0.0050	<0.0050	<0.0050	<0.0050	<0.0050	<0.0050	<0.0050	<0.0050	<0.0050	<0.0050	<0.0050	<0.0050	<0.0050
EX-14-W3-8	8	3/25/2015	<0.050	<0.0050	<0.0020	<0.0050	<0.0050	<0.0050	<0.0050	<0.0050	<0.050	<0.020	<0.0050	<0.0050	<0.0050	<0.0050	<0.0050	<0.0050	<0.0050	<0.0050	<0.0050	<0.0050	<0.0050	<0.010	<0.0050	<0.0050	<0.0050	<0.0050	<0.0050	<0.0050	<0.0050	<0.0050	<0.0050	<0.0050	<0.0050	<0.0050	<0.0050	<0.0050
EX-14-W3-10	10	3/25/2015	<0.050	<0.0050	<0.0020	<0.0050	<0.0050	<0.0050	<0.0050	<0.0050	<0.050	<0.020	<0.0050	<0.0050	<0.0050	<0.0050	<0.0050	<0.0050	<0.0050	<0.0050	<0.0050	<0.0050	<0.0050	<0.010	<0.0050	<0.0050	<0.0050	<0.0050	<0.0050	<0.0050	<0.0050	<0.0050	<0.0050	<0.0050	<0.0050	<0.0050	<0.0050	<0.0050
EX-14-B10-10	10	3/27/2015	<0.050	<0.0050	<0.0020	<0.0050	<0.0050	<0.0050	<0.0050	<0.0050	<0.050	<0.020	<0.0050	<0.0050	<0.0050	<0.0050	<0.0050	<0.0050	<0.0050	<0.0050	<0.0050	<0.0050	<0.0050	<0.010	<0.0050	<0.0050	<0.0050	<0.0050	<0.0050	<0.0050	<0.0050	<0.0050	<0.0050	<0.0050	<0.0050	<0.0050	<0.0050	<0.0050
EX-14-B1-10	10	3/27/2015	<0.050	<0.0050	<0.0020	<0.0050	<0.0050	<0.0050	<0.0050	<0.0050	<0.050	<0.020	<0.0050	<0.0050	<0.0050	<0.0050	<0.0050	<0.0050	<0.0050	<0.0050	<0.0050	<0.0050	<0.0050	<0.010	<0.0050	<0.0050	<0.0050	<0.0050	<0.0050	<0.0050	<0.0050	<0.0050	<0.0050	<0.0050	<0.0050	<0.0050	<0.0050	<0.0050
EX-14-B2-10	10	3/27/2015	<0.050	<0.0050	<0.0020	<0.0050	<0.0050	<0.0050	<0.0050	<0.0050	<0.050	<0.020	<0.0050	<0.0050	<0.0050	<0.0050	<0.0050	<0.0050	<0.0050	<0.0050	<0.0050	<0.0050	<0.0050	<0.010	<0.0050	<0.0050	<0.0050	<0.0050	<0.0050	<0.0050	<0.0050	<0.0050	<0.0050	<0.0050	<0.0050	<0.0050	<0.0050	<0.0050
EX-14-B3-10	10	3/27/2015	<0.050	<0.0050	<0.0020	<0.0050	<0.0050	<0.0050	<0.0050	<0.0050	<0.050	<0.020	<0.0050	<0.0050	<0.0050	<0.0050	<0.0050	<0.0050	<0.0050	<0.0050	<0.0050	<0.0050	<0.0050	<0.010	<0.0050	<0.0050	<0.0050	<0.0050	<0.0050	<0.0050	<0.0050	<0.0050	<0.0050	<0.0050	<0.0050	<0.0050	<0.0050	<0.0050
EX-14-B4-10	10	3/27/2015	<0.050	<0.0050	<0.0020	<0.0050	<0.0050	<0.0050	<0.0050	<0.0050	<0.050	<0.020	<0.0050	<0.0050	<0.0050	<0.0050	<0.0050	<0.0050	<0.0050	<0.0050	<0.0050	<0.0050	<0.0050	<0.010	<0.0050	<0.0050	<0.0050	<0.0050	<0.0050	<0.0050	<0.0050	<0.0050	<0.0050	<0.0050	<0.0050	<0.0050	<0.0050	<0.0050
EX-14-B5-10	10	3/27/2015	<0.050	<0.0050	<0.0020	<0.0050	<0.0050	<0.0050	<0.0050	<0.0050	<0.050	<0.020	<0.0050	<0.0050	<0.0050	<0.0050	<0.0050	<0.0050	<0.0050	<0.0050	<0.0050	<0.0050	<0.0050	<0.010	<0.0050	<0.0050	<0.0050	<0.0050	<0.0050	<0.0050	<0.0050	<0.0050	<0.0050	<0.0050	<0.0050	<0.0050	<0.0050	<0.0050
EX-14-B6-10	10	3/27/2015	<0.050	<0.0050	<0.0020	<0.0050	<0.0050	<0.0050	<0.0050	<0.0050	<0.050	<0.020	<0.0050	<0.0050	<0.0050	<0.0050	<0.0050	<0.0050	<0.0050	<0.0050	<0.0050	<0.0050	<0.0050	<0.010	<0.0050	<0.0050	<0.0050	<0.0050	<0.0050	<0.0050	<0.0050	<0.0050	<0.0050	<0.0050	<0.0050	<0.0050	<0.0050	<0.0050
EX-14-B7-10	10	3/27/2015	<0.050	<0.0050	<0.0020	<0.0050	<0.0050	<0.0050	<0.0050	<0.0050	<0.050	<0.020	<0.0050	<0.0050	<0.0050	<0.0050	<0.0050	<0.0050	<0.0050	<0.0050	<0.0050	<0.0050	<0.0050	<0.010	<0.0050	<0.0050	<0.0050	<0.0050	<0.0050	<0.0050	<0.0050	<0.0050	<0.0050	<0.0050	<0.0050	<0.0050	<0.0050	<0.0050
EX-14-B8-10	10	3/27/2015	<0.050	<0.0050	<0.0020	<0.0050	<0.0050	<0.0050	<0.0050	<0.0050	<0.050	<0.020	<0.0050	<0.0050	<0.0050	<0.0050	<0.0050	<0.0050	<0.0050	<0.0050	<0.0050	<0.0050	<0.0050	<0.010	<0.0050	<0.0050	<0.0050	<0.0050	<0.0050	<0.0050	<0.0050	<0.0050	<0.0050	<0.0050	<0.0050	<0.0050	<0.0050	<0.0050
EX-14-B9-10	10	3/27/2015	<0.050	<0.0050	<0.0020	<0.0050	<0.0050	<0.0050	<0.0050	<0.0050	<0.050	<0.020	<0.0050	<0.0050	<0.0050	<0.0050	<0.0050	<0.0050	<0.0050	<0.0050	<0.0050	<0.0050	<0.0050	<0.010	<0.0050	<0.0050	<0.0050	<0.0050	<0.0050	<0.0050	<0.0050	<0.0050	<0.0050	<0.0050	<0.0050	<0.0050	<0.0050	<0.0050
EX-14-B11-10 *	10	7/1/2015	<0.050	<0.0050	<0.010	<0.0050	<0.0050	<0.0050	<0.0050	<0.0050	<0.050	<0.020	<0.0050	<0.0050	<0.0050	<0.0050	<0.0050	<0.0050	<0.0050	<0.0050	<0.0050	<0.0050	<0.0050	<0.010	<0.0050	<0.0050	<0.0050	<0.0050	<0.0050	<0.0050	<0.0050	<0.0050	<0.0050	<0.0050	<0.0050	<0.0050	<0.0050	<0.0050
EX-14-B12-10 *	10	7/1/2015	<0.050	<0.0050	<0.010	<0.0050	<0.0050	<0.0050	<0.0050	<0.0050	<0.050	<0.020	<0.0050	<0.0050	<0.0050	<0.0050	<0.0050	<0.0050	<0.0050	<0.0050	<0.0050	<0.0050	<0.0050	<0.010	<0.0050	<0.0050	<0.0050	<0.0050	<0.0050	<0.0050	<0.0050	<0.0050	<0.0050	<0.0050	<0.0050	<0.0050	<0.0050	<0.0050
EX-14-E1-3-JD *	3	7/1/2015	<0.050	<0.0050	<0.010	<0.0050	<0.0050	<0.0050	<0.0050	<0.0050	<0.050	<0.020	<0.0050	<0.0050	<0.0050	<0.0050	<0.0050	<0.0050	<0.0050	<0.0050	<0.0050	<0.0050	<0.0050	<0.010	<0.0050	<0.0050	<0.0050	<0.0050	<0.0050	<0.0050	<0.0050	<0.0050	<0.0050	<0.0050	<0.0050	<0.0050	<0.0050	<0.0050
EX-14-E5-1-JD *	1	7/1/2015	<0.050	<0.0050	<0.010	<0.0050	<0.0050	<0.0050	<0.0050	<0.0050	<0.050	<0.020	<0.0050	<0.0050	<0.0050	<0.0050	<0.0050	<0.0050	<0.0050	<0.0050	<0.0050	<0.0050	<0.0050	<0.010	<0.0050	<0.0050	<0.0050	<0.0050	<0.0050	<0.0050	<0.0050	<0.0050	<0.0050	<0.0050	<0.0050	<0.0050	<0.0050	<0.0050
EX-14-N1-1-JD *	1	7/1/2015	<0.050	<0.0050	<0.010	<0.0050	<0.0050	<0.0050	<0.0050	<0.0050	<0.050	<0.020	<0.0050	<0.0050	<0.0050	<0.0050	<0.0050	<0.0050	<0.0050	<0.0050	<0.0050	<0.0050	<0.0050	<0.010	<0.0050	<0.0050	<0.0050	<0.0050	<0.0050	<0.0050	<0.0050	<0.0050	<0.0050	<0.0050	<0.0050	<0.0050	<0.0050	<0.0050
EX-14-S1-5-JD *	5	7/1/2015	<0.050	<0.0050	<0.010	<0.0050	<0.0050	<0.0050	<0.0050	<0.0050	<0.050	<0.020	<0.0050	<0.0050	<0.0050	<0.0050	<0.0050	<0.0050	<0.0050	<0.0050	<0.0050	<0.0050	<0.0050	<0.010	<0.0050	<0.0050	<0.0050	<0.0050	<0.0050	<0.0050	<0.0050	<0.0050	<0.0050	<0.0050	<0.0050	<0.0050	<0.0050	<0.0050
EX-14-S3-8-JD *	8	7/1/2015	<0.050	<0.0050	<0.010	<0.0050	<0.0050	<0.0050	<0.0050	<0.0050	<0.050	<0.020	<0.0050	<0.0050	<0.0050	<0.0050	<0.0050	<0.0050	<0.0050	<0.0050	<0.0050	<0.0050	<0.0050	<0.010	<0.0050	<0.0050	<0.0050	<0.0050	<0.0050	<0.0050	<0.0050	<0.0050	<0.0050	<0.0050	<0.0050	<0.0050	<0.0050	<0.0050
EX-14-W1-8-JD *	8	7/1/2015	**0.13**	<0.0050	<0.010	<0.0050	<0.0050	<0.0050	<0.0050	<0.0050	<0.050	<0.020	<0.0050	<0.0050	<0.0050	<0.0050	<0.0050	<0.0050	<0.0050	<0.0050	<0.0050	<0.0050	<0.0050	<0.010	<0.0050	<0.0050	<0.0050	<0.0050	<0.0050	<0.0050	<0.0050	<0.0050	<0.0050	<0.0050	<0.0050	<0.0050	<0.0050	<0.0050
EX-14-W2-3-JD *	3	7/1/2015	**0.10**	<0.0050	<0.010	<0.0050	<0.0050	<0.0050	<0.0050	<0.0050	<0.050	<0.020	<0.0050	<0.0050	<0.0050	<0.0050	<0.0050	<0.0050	<0.0050	<0.0050	<0.0050	<0.0050	<0.0050	<0.010	<0.0050	<0.0050	<0.0050	<0.0050	<0.0050	<0.0050	<0.0050	<0.0050	<0.0050	<0.0050	<0.0050	<0.0050	<0.0050	<0.0050
EX-35-N1-3	3	10/20/2015	<0.050	<0.0050	<0.010	<0.0050	<0.0050	<0.0050	<0.0050	<0.0050	<0.050	<0.020	<0.0050	<0.0050	<0.0050	<0.0050	<0.0050	<0.0050	<0.0050	<0.0050	<0.0050	<0.0050	<0.0050	<0.010	<0.0050	<0.0050	<0.0050	<0.0050	<0.0050	<0.0050	<0.0050	<0.0050	<0.0050	<0.0050	<0.0050	<0.0050	<0.0050	<0.0050
EX-35-N1-6	6	10/20/2015	<0.050	<0.0050	<0.010	<0.0050	<0.0050	<0.0050	<0.0050	<0.0050	<0.050	<0.020	<0.0050	<0.0050	<0.0050	<0.0050	<0.0050	<0.0050	<0.0050	<0.0050	<0.0050	<0.0050	<0.0050	<0.010	<0.0050	<0.0050	<0.0050	<0.0050	<0.0050	<0.0050	<0.0050	<0.0050	<0.0050	<0.0050	<0.0050	<0.0050	<0.0050	<0.0050
EX-35-N1-9	9	10/20/2015	<0.050	<0.0050	<0.010	<0.0050	<0.0050	<0.0050	<0.0050	<0.0050	<0.050	<0.020	<0.0050	<0.0050	<0.0050	<0.0050	<0.0050	<0.0050	<0.0050	<0.0050	<0.0050	<0.0050	<0.0050	<0.010	<0.0050	<0.0050	<0.0050	<0.0050	<0.0050	<0.0050	<0.0050	<0.0050	<0.0050	<0.0050	<0.0050	<0.0050	<0.0050	<0.0050
EX-35-N2-3	3	10/20/2015	<0.050	<0.0050	<0.010	<0.0050	<0.0050	<0.0050	<0.0050	<0.0050	<0.050	<0.020	<0.0050	<0.0050	<0.0050	<0.0050	<0.0050	<0.0050	<0.0050	<0.0050	<0.0050	<0.0050	<0.0050	<0.010	<0.0050	<0.0050	<0.0050	<0.0050	<0.0050	<0.0050	<0.0050	<0.0050	<0.0050	<0.0050	<0.0050	<0.0050	<0.0050	<0.0050
EX-35-N2-6	6	10/20/2015	<0.050	<0.0050	<0.010	<0.0050	<0.0050	<0.0050	<0.0050	<0.0050	<0.050	<0.020	<0.0050	<0.0050	<0.0050	<0.0050	<0.0050	<0.0050	<0.0050	<0.0050	<0.0050	<0.0050	<0.0050	<0.010	<0.0050	<0.0050	<0.0050	<0.0050	<0.0050	<0.0050	<0.0050	<0.0050	<0.0050	<0.0050	<0.0050	<0.0050	<0.0050	<0.0050
EX-35-N2-9	9	10/20/2015	<0.050	<0.0050	<0.010	<0.0050	<0.0050	<0.0050	<0.0050	<0.0050	<0.050	<0.020	<0.0050	<0.0050	<0.0050	<0.0050	<0.0050	<0.0050	<0.0050	<0.0050	<0.0050	<0.0050	<0.0050	<0.010	<0.0050	<0.0050	<0.0050	<0.0050	<0.0050	<0.0050	<0.0050	<0.0050	<0.0050	<0.0050	<0.0050	<0.0050	<0.0050	<0.0050
EX-35-N3-3	3	10/20/2015	**0.086**	<0.0050	<0.010	<0.0050	<0.0050	<0.0050	<0.0050	<0.0050	<0.050	<0.020	<0.0050	<0.0050	<0.0050	<0.0050	<0.0050	<0.0050	<0.0050	<0.0050	<0.0050	<0.0050	<0.0050	<0.010	<0.0050	<0.0050	<0.0050	<0.0050	<0.0050	<0.0050	<0.0050	<0.0050	<0.0050	<0.0050	<0.0050	<0.0050	<0.0050	<0.0050
EX-35-N3-6	6	10/20/2015	<0.050	<0.0050	<0.010	<0.0050	<0.0050	<0.0050	<0.0050	<0.0050	<0.050	<0.020	<0.0050	<0.0050	<0.0050	<0.0050	<0.0050	<0.0050	<0.0050	<0.0050	<0.0050	<0.0050	<0.0050	<0.010	<0.0050	<0.0050	<0.0050	<0.0050	<0.0050	<0.0050	<0.0050	<0.0050	<0.0050	<0.0050	<0.0050	<0.0050	<0.0050	<0.0050
EX-35-N3-9	9	10/20/2015	**0.056**	<0.0050	<0.010	<0.0050	<0.0050	<0.0050	<0.0050	<0.0050	<0.050	<0.020	<0.0050	<0.0050	<0.0050	<0.0050	<0.0050	<0.0050	<0.0050	<0.0050	<0.0050	<0.0050	<0.0050	<0.010	<0.0050	<0.0050	<0.0050	<0.0050	<0.0050	<0.0050	<0.0050	<0.0050	<0.0050	<0.0050	<0.0050	<0.0050	<0.0050	<0.0050
EX-35-N4-3	3	10/20/2015	<0.050	<0.0050	<0.010	<0.0050	<0.0050	<0.0050	<0.0050	<0.0050	<0.050	<0.020	<0.0050	<0.0050	<0.0050	<0.0050	<0.0050	<0.0050	<0.0050	<0.0050	<0.0050	<0.0050	<0.0050	<0.010	<0.0050	<0.0050	<0.0050	<0.0050	<0.0050	<0.0050	<0.0050	<0.0050	<0.0050	<0.0050	<0.0050	<0.0050	<0.0050	<0.0050
EX-35-N4-6	6	10/20/2015	<0.050	<0.0050	<0.010	<0.0050	<0.0050	<0.0050	<0.0050	<0.0050	<0.050	<0.020	<0.0050	<0.0050	<0.0050	<0.0050	<0.0050	<0.0050	<0.0050	<0.0050	<0.0050	<0.0050	<0.0050	<0.010	<0.0050	<0.0050	<0.0050	<0.0050	<0.0050	<0.0050	<0.0050	<0.0050	<0.0050	<0.0050	<0.0050	<0.0050	<0.0050	<0.0050
EX-35-N4-9	9	10/20/2015	<0.050	<0.0050	<0.010	<0.0050	<0.0050	<0.0050	<0.0050	<0.0050	<0.050	<0.020	<0.0050	<0.0050	<0.0050	<0.0050	<0.0050	<0.0050	<0.0050	<0.0050	<0.0050	<0.0050	<0.0050	<0.010	<0.0050	<0.0050	<0.0050	<0.0050	<0.0050	<0.0050	<0.0050	<0.0050	<0.0050	<0.0050	<0.0050	<0.0050	<0.0050	<0.0050
EX-35-N5-3	3	10/20/2015	<0.050	<0.0050	<0.010	<0.0050	<0.0050	<0.0050	<0.0050	<0.0050	<0.050	<0.020	<0.0050	<0.0050	<0.0050	<0.0050	<0.0050	<0.0050	<0.0050	<0.0050	<0.0050	<0.0050	<0.0050	<0.010	<0.0050	<0.0050	<0.0050	<0.0050	<0.0050	<0.0050	<0.0050	<0.0050	<0.0050	<0.0050	<0.0050	<0.0050	<0.0050	<0.0050
EX-35-N5-6	6	10/20/2015	<0.050	<0.0050	<0.010	<0.0050	<0.0050	<0.0050	<0.0050	<0.0050	<0.050	<0.020	<0.0050	<0.0050	<0.0050	<0.0050	<0.0050	<0.0050	<0.0050	<0.0050	<0.0050	<0.0050	<0.0050	<0.010	<0.0050	<0.0050	<0.0050	<0.0050	<0.0050	<0.0050	<0.0050	<0.0050	<0.0050	<0.0050	<0.0050	<0.0050	<0.0050	<0.0050
EX-35-N5-9	9	10/20/2015	<0.050	<0.0050	<0.010	<0.0050	<0.0050	<0.0050	<0.0050	<0.0050	<0.050	<0.020	<0.0050	<0.0050	<0.0050	<0.0050	<0.0050	<0.0050	<0.0050	<0.0050	<0.0050	<0.0050	<0.0050	<0.010	<0.0050	<0.0050	<0.0050	<0.0050	<0.0050	<0.0050	<0.0050	<0.0050	<0.0050	<0.0050	<0.0050	<0.0050	<0.0050	<0.0050
EX-35-N6-3	3	10/20/2015	<0.050	<0.0050	<0.010	<0.0050	<0.0050	<0.0050	<0.0050	<0.0050	<0.050	<0.020	<0.0050	<0.0050	<0.0050	<0.0050	<0.0050	<0.0050	<0.0050	<0.0050	<0.0050	<0.0050	<0.0050	<0.010	<0.0050	<0.0050	<0.0050	<0.0050	<0.0050	<0.0050	<0.0050	<0.0050	<0.0050	<0.0050	<0.0050	<0.0050	<0.0050	<0.0050
EX-35-N6-6	6	10/20/2015	<0.050	<0.0050	<0.010	<0.0050	<0.0050	<0.0050	<0.0050	<0.0050	<0.050	<0.020	<0.0050	<0.0050	<0.0050	<0.0050	<0.0050	<0.0050	<0.0050	<0.0050	<0.0050	<0.0050	<0.0050	<0.010	<0.0050	<0.0050	<0.0050	<0.0050	<0.0050	<0.0050	<0.0050	<0.0050	<0.0050	<0.0050	<0.0050	<0.0050	<0.0050	<0.0050
EX-35-N6-9	9	10/20/2015	<0.050	<0.0050	<0.010	<0.0050	<0.0050	<0.0050	<0.0050	<0.0050	<0.050	<0.020	<0.0050	<0.0050	<0.0050	<0.0050	<0.0050	<0.0050	<0.0050	<0.0050	<0.0050	<0.0050	<0.0050	<0.010	<0.0050	<0.0050	<0.0050	<0.0050	<0.0050	<0.0050	<0.0050	<0.0050	<0.0050	<0.0050	<0.0050	<0.0050	<0.0050	<0.0050
EX-35-N7-3	3	10/20/2015	<0.050	<0.0050	<0.010	<0.0050	<0.0050	<0.0050	<0.0050	<0.0050	<0.050	<0.020	<0.0050	<0.0050	<0.0050	<0.0050	<0.0050	<0.0050	<0.0050	<0.0050	<0.0050	<0.0050	<0.0050	<0.010	<0.0050	<0.0050	<0.0050	<0.0050	<0.0050	<0.0050	<0.0050	<0.0050	<0.0050	<0.0050	<0.0050	<0.0050	<0.0050	<0.0050
EX-35-N7-6	6	10/20/2015	<0.050	<0.0050	<0.010	<0.0050	<0.0050	<0.0050	<0.0050	<0.0050	<0.050	<0.020	<0.0050	<0.0050	<0.0050	<0.0050	<0.0050	<0.0050	<0.0050	<0.0050	<0.0050	<0.0050	<0.0050	<0.010	<0.0050	<0.0050	<0.0050	<0.0050	<0.0050	<0.0050	<0.0050	<0.0050	<0.0050	<0.0050	<0.0050	<0.0050	<0.0050	<0.0050
EX-35-N7-9	9	10/20/2015	<0.050	<0.0050	<0.010	<0.0050	<0.0050	<0.0050	<0.0050	<0.0050	<0.050	<0.020	<0.0050	<0.0050	<0.0050	<0.0050	<0.0050	<0.0050	<0.0050	<0.0050	<0.0050	<0.0050	<0.0050	<0.010	<0.0050	<0.0050	<0.0050	<0.0050	<0.0050	<0.0050	<0.0050	<0.0050	<0.0050	<0.0050	<0.0050	<0.0050	<0.0050	<0.0050
EX-35-N8-3	3	10/20/2015	<0.050	<0.0050	<0.010	<0.0050	<0.0050	<0.0050	<0.0050	<0.0050	<0.050	<0.020	<0.0050

TABLE A-2
ANALYTICAL RESULTS FOR VOCs IN SOIL (0 TO 10 FEET BGS)
Defense Fuel Support Point Norwalk
15306 Norwalk Boulevard, Norwalk, California

Sample ID	Sample Depth	Date Sampled	2,2-Dichloropropane (mg/kg)	1,1-Dichloropropylene (mg/kg)	trans-1,3-Dichloropropylene (mg/kg)	cis-1,3-Dichloropropylene (mg/kg)	Diisopropyl ether (DIPE) (mg/kg)	Ethylbenzene (mg/kg)	Ethyl-tert-Butyl Ether (ETBE) (mg/kg)	Hexachlorobutadiene (mg/kg)	2-Hexanone (MBK) (mg/kg)	Isopropylbenzene (mg/kg)	4-Isopropyltoluene (mg/kg)	4-Methyl-2-pentanone (MIBK) (mg/kg)	Methylene Chloride (mg/kg)	Methyl-tert-Butyl Ether (MTBE) (mg/kg)	Naphthalene (mg/kg)	n-Propylbenzene (mg/kg)	Styrene (mg/kg)	1,1,1,2-Tetrachloroethane (mg/kg)	1,1,2,2-Tetrachloroethane (mg/kg)	Tetrachloroethylene (PCE) (mg/kg)	Toluene (mg/kg)	1,1,2-Trichloro-1,2,2-trifluoroethane (R113) (mg/kg)	1,2,3-Trichlorobenzene (mg/kg)	1,2,4-Trichlorobenzene (mg/kg)	1,1,1-Trichloroethane (mg/kg)	1,1,2-Trichloroethane (mg/kg)	Trichloroethylene (TCE) (mg/kg)	Trichlorofluoromethane (R11) (mg/kg)	1,2,3-Trichloropropane (mg/kg)	1,2,4-Trimethylbenzene (mg/kg)	1,3,5-Trimethylbenzene (mg/kg)	Vinyl chloride (mg/kg)	o-Xylene (mg/kg)	m,p-Xylenes (mg/kg)	Gasoline Range Organics (GRO) (mg/kg)
RWQCB Site-Specific Soil Cleanup Goal (0.5 ft below ground surface)			**0.005**	**0.005**	**0.005**	**0.005**	**0.424**	**1.44**	**0.005**	**0.01**	**0.05**	**4.78**	**0.005**	**0.05**	**0.05**	**0.005**	**0.231**	**1.87**	**0.399**	**0.005**	**0.005**	**0.005**	**0.444**	**0.005**	**0.005**	**0.005**	**0.005**	**0.005**	**0.005**	**0.005**	**0.005**	**1.8**	**1.77**	**0.005**	**---**	**---**	**500**
RWQCB Site-Specific Soil Cleanup Goal (5 ft below ground surface)			**0.005**	**0.005**	**0.005**	**0.005**	**0.212**	**1.07**	**0.005**	**0.01**	**0.05**	**0.303**	**0.005**	**0.05**	**0.05**	**0.005**	**0.012**	**0.114**	**0.03**	**0.005**	**0.005**	**0.005**	**0.356**	**0.005**	**0.005**	**0.005**	**0.005**	**0.005**	**0.005**	**0.005**	**0.005**	**0.12**	**0.118**	**0.005**	**---**	**---**	**100**
EX-14-W1-3	3	3/25/2015	<0.0050	<0.0050	<0.0050	<0.0050	<0.0050	<0.0020	<0.0050	<0.010	<0.050	<0.0050	<0.0050	<0.050	<0.050	<0.0050	<0.010	<0.0050	<0.0050	<0.0050	<0.0050	<0.0050	<0.0020	<0.0050	<0.0050	<0.0050	<0.0050	<0.0050	<0.0050	<0.0050	<0.0050	<0.0050	<0.0050	<0.0050	<0.0020	<0.0020	<0.50
EX-14-W1-5	5	3/25/2015	<0.0050	<0.0050	<0.0050	<0.0050	<0.0050	<0.0020	<0.0050	<0.010	<0.050	<0.0050	<0.0050	<0.050	<0.050	<0.0050	<0.010	<0.0050	<0.0050	<0.0050	<0.0050	<0.0050	<0.0020	<0.0050	<0.0050	<0.0050	<0.0050	<0.0050	<0.0050	<0.0050	<0.0050	<0.0050	<0.0050	<0.0050	<0.0020	<0.0020	<0.50
EX-14-W1-8	8	3/25/2015	<0.0050	<0.0050	<0.0050	<0.0050	<0.0050	<0.0020	<0.0050	<0.010	<0.050	<0.0050	<0.0050	<0.050	<0.050	<0.0050	<0.010	<0.0050	<0.0050	<0.0050	<0.0050	<0.0050	<0.0020	<0.0050	<0.0050	<0.0050	<0.0050	<0.0050	<0.0050	<0.0050	<0.0050	<0.0050	<0.0050	<0.0050	<0.0020	<0.0020	<0.50
EX-14-W1-10	10	3/25/2015	<0.0050	<0.0050	<0.0050	<0.0050	<0.0050	<0.0020	<0.0050	<0.010	<0.050	<0.0050	<0.0050	<0.050	<0.050	<0.0050	<0.010	<0.0050	<0.0050	<0.0050	<0.0050	<0.0050	<0.0020	<0.0050	<0.0050	<0.0050	<0.0050	<0.0050	<0.0050	<0.0050	<0.0050	<0.0050	<0.0050	<0.0050	<0.0020	<0.0020	<0.50
EX-14-W2-1	1	3/25/2015	<0.0050	<0.0050	<0.0050	<0.0050	<0.0050	<0.0020	<0.0050	<0.010	<0.050	<0.0050	<0.0050	<0.050	<0.050	<0.0050	<0.010	<0.0050	<0.0050	<0.0050	<0.0050	<0.0050	<0.0020	<0.0050	<0.0050	<0.0050	<0.0050	<0.0050	<0.0050	<0.0050	<0.0050	<0.0050	<0.0050	<0.0050	<0.0020	<0.0020	<0.50
EX-14-W2-5	5	3/25/2015	<0.0050	<0.0050	<0.0050	<0.0050	<0.0050	<0.0020	<0.0050	<0.010	<0.050	<0.0050	<0.0050	<0.050	<0.050	<0.0050	<0.010	<0.0050	<0.0050	<0.0050	<0.0050	<0.0050	<0.0020	<0.0050	<0.0050	<0.0050	<0.0050	<0.0050	<0.0050	<0.0050	<0.0050	<0.0050	<0.0050	<0.0050	<0.0020	<0.0020	<0.50
EX-14-W2-8	8	3/25/2015	<0.0050	<0.0050	<0.0050	<0.0050	<0.0050	<0.0020	<0.0050	<0.010	<0.050	<0.0050	<0.0050	<0.050	<0.050	<0.0050	<0.010	<0.0050	<0.0050	<0.0050	<0.0050	<0.0050	<0.0020	<0.0050	<0.0050	<0.0050	<0.0050	<0.0050	<0.0050	<0.0050	<0.0050	<0.0050	<0.0050	<0.0050	<0.0020	<0.0020	<0.50
EX-14-W2-10	10	3/25/2015	<0.0050	<0.0050	<0.0050	<0.0050	<0.0050	<0.0020	<0.0050	<0.010	<0.050	<0.0050	<0.0050	<0.050	<0.050	<0.0050	<0.010	<0.0050	<0.0050	<0.0050	<0.0050	<0.0050	<0.0020	<0.0050	<0.0050	<0.0050	<0.0050	<0.0050	<0.0050	<0.0050	<0.0050	<0.0050	<0.0050	<0.0050	<0.0020	<0.0020	<0.50
EX-14-W3-1	1	3/25/2015	<0.0050	<0.0050	<0.0050	<0.0050	<0.0050	<0.0020	<0.0050	<0.010	<0.050	<0.0050	<0.0050	<0.050	<0.050	<0.0050	<0.010	<0.0050	<0.0050	<0.0050	<0.0050	<0.0050	<0.0020	<0.0050	<0.0050	<0.0050	<0.0050	<0.0050	<0.0050	<0.0050	<0.0050	<0.0050	<0.0050	<0.0050	<0.0020	<0.0020	<0.50
EX-14-W3-3	3	3/25/2015	<0.0050	<0.0050	<0.0050	<0.0050	<0.0050	<0.0020	<0.0050	<0.010	<0.050	<0.0050	<0.0050	<0.050	<0.050	<0.0050	<0.010	<0.0050	<0.0050	<0.0050	<0.0050	<0.0050	<0.0020	<0.0050	<0.0050	<0.0050	<0.0050	<0.0050	<0.0050	<0.0050	<0.0050	<0.0050	<0.0050	<0.0050	<0.0020	<0.0020	<0.50
EX-14-W3-5	5	3/25/2015	<0.0050	<0.0050	<0.0050	<0.0050	<0.0050	<0.0020	<0.0050	<0.010	<0.050	<0.0050	<0.0050	<0.050	<0.050	<0.0050	<0.010	<0.0050	<0.0050	<0.0050	<0.0050	<0.0050	<0.0020	<0.0050	<0.0050	<0.0050	<0.0050	<0.0050	<0.0050	<0.0050	<0.0050	<0.0050	<0.0050	<0.0050	<0.0020	<0.0020	<0.50
EX-14-W3-8	8	3/25/2015	<0.0050	<0.0050	<0.0050	<0.0050	<0.0050	<0.0020	<0.0050	<0.010	<0.050	<0.0050	<0.0050	<0.050	<0.050	<0.0050	<0.010	<0.0050	<0.0050	<0.0050	<0.0050	<0.0050	<0.0020	<0.0050	<0.0050	<0.0050	<0.0050	<0.0050	<0.0050	<0.0050	<0.0050	<0.0050	<0.0050	<0.0050	<0.0020	<0.0020	<0.50
EX-14-W3-10	10	3/25/2015	<0.0050	<0.0050	<0.0050	<0.0050	<0.0050	<0.0020	<0.0050	<0.010	<0.050	<0.0050	<0.0050	<0.050	<0.050	<0.0050	<0.010	<0.0050	<0.0050	<0.0050	<0.0050	<0.0050	<0.0020	<0.0050	<0.0050	<0.0050	<0.0050	<0.0050	<0.0050	<0.0050	<0.0050	<0.0050	<0.0050	<0.0050	<0.0020	<0.0020	<0.50
EX-14-B10-10	10	3/27/2015	<0.0050	<0.0050	<0.0050	<0.0050	<0.0050	<0.0020	<0.0050	<0.010	<0.050	<0.0050	<0.0050	<0.050	<0.050	<0.0050	<0.010	<0.0050	<0.0050	<0.0050	<0.0050	<0.0050	<0.0020	<0.0050	<0.0050	<0.0050	<0.0050	<0.0050	<0.0050	<0.0050	<0.0050	<0.0050	<0.0050	<0.0050	<0.0020	<0.0020	<0.50
EX-14-B1-10	10	3/27/2015	<0.0050	<0.0050	<0.0050	<0.0050	<0.0050	<0.0020	<0.0050	<0.010	<0.050	<0.0050	<0.0050	<0.050	<0.050	<0.0050	<0.010	<0.0050	<0.0050	<0.0050	<0.0050	<0.0050	<0.0020	<0.0050	<0.0050	<0.0050	<0.0050	<0.0050	<0.0050	<0.0050	<0.0050	<0.0050	<0.0050	<0.0050	<0.0020	<0.0020	<0.50
EX-14-B2-10	10	3/27/2015	<0.0050	<0.0050	<0.0050	<0.0050	<0.0050	<0.0020	<0.0050	<0.010	<0.050	<0.0050	<0.0050	<0.050	<0.050	<0.0050	<0.010	<0.0050	<0.0050	<0.0050	<0.0050	<0.0050	<0.0020	<0.0050	<0.0050	<0.0050	<0.0050	<0.0050	<0.0050	<0.0050	<0.0050	<0.0050	<0.0050	<0.0050	<0.0020	<0.0020	<0.50
EX-14-B3-10	10	3/27/2015	<0.0050	<0.0050	<0.0050	<0.0050	<0.0050	<0.0020	<0.0050	<0.010	<0.050	<0.0050	<0.0050	<0.050	<0.050	<0.0050	<0.010	<0.0050	<0.0050	<0.0050	<0.0050	<0.0050	<0.0020	<0.0050	<0.0050	<0.0050	<0.0050	<0.0050	<0.0050	<0.0050	<0.0050	<0.0050	<0.0050	<0.0050	<0.0020	<0.0020	<0.50
EX-14-B4-10	10	3/27/2015	<0.0050	<0.0050	<0.0050	<0.0050	<0.0050	<0.0020	<0.0050	<0.010	<0.050	<0.0050	<0.0050	<0.050	<0.050	<0.0050	<0.010	<0.0050	<0.0050	<0.0050	<0.0050	<0.0050	<0.0020	<0.0050	<0.0050	<0.0050	<0.0050	<0.0050	<0.0050	<0.0050	<0.0050	<0.0050	<0.0050	<0.0050	<0.0020	<0.0020	<0.50
EX-14-B5-10	10	3/27/2015	<0.0050	<0.0050	<0.0050	<0.0050	<0.0050	<0.0020	<0.0050	<0.010	<0.050	<0.0050	<0.0050	<0.050	<0.050	<0.0050	<0.010	<0.0050	<0.0050	<0.0050	<0.0050	<0.0050	<0.0020	<0.0050	<0.0050	<0.0050	<0.0050	<0.0050	<0.0050	<0.0050	<0.0050	**0.0052**	<0.0050	<0.0050	<0.0020	<0.0020	<0.50
EX-14-B6-10	10	3/27/2015	<0.0050	<0.0050	<0.0050	<0.0050	<0.0050	<0.0020	<0.0050	<0.010	<0.050	<0.0050	<0.0050	<0.050	<0.050	<0.0050	<0.010	<0.0050	<0.0050	<0.0050	<0.0050	<0.0050	<0.0020	<0.0050	<0.0050	<0.0050	<0.0050	<0.0050	<0.0050	<0.0050	<0.0050	<0.0050	<0.0050	<0.0050	<0.0020	<0.0020	<0.50
EX-14-B7-10	10	3/27/2015	<0.0050	<0.0050	<0.0050	<0.0050	<0.0050	<0.0020	<0.0050	<0.010	<0.050	<0.0050	<0.0050	<0.050	<0.050	<0.0050	<0.010	<0.0050	<0.0050	<0.0050	<0.0050	<0.0050	<0.0020	<0.0050	<0.0050	<0.0050	<0.0050	<0.0050	<0.0050	<0.0050	<0.0050	<0.0050	<0.0050	<0.0050	<0.0020	<0.0020	<0.50
EX-14-B8-10	10	3/27/2015	<0.0050	<0.0050	<0.0050	<0.0050	<0.0050	<0.0020	<0.0050	<0.010	<0.050	<0.0050	<0.0050	<0.050	<0.050	<0.0050	<0.010	<0.0050	<0.0050	<0.0050	<0.0050	<0.0050	<0.0020	<0.0050	<0.0050	<0.0050	<0.0050	<0.0050	<0.0050	<0.0050	<0.0050	<0.0050	<0.0050	<0.0050	<0.0020	<0.0020	<0.50
EX-14-B9-10	10	3/27/2015	<0.0050	<0.0050	<0.0050	<0.0050	<0.0050	<0.0020	<0.0050	<0.010	<0.050	<0.0050	<0.0050	<0.050	<0.050	<0.0050	<0.010	<0.0050	<0.0050	<0.0050	<0.0050	<0.0050	<0.0020	<0.0050	<0.0050	<0.0050	<0.0050	<0.0050	<0.0050	<0.0050	<0.0050	<0.0050	<0.0050	<0.0050	<0.0020	<0.0020	<0.50
EX-14-B11-10 *	10	7/1/2015	<0.0050	<0.0050	<0.0050	<0.0050	<0.0050	<0.0020	<0.0050	<0.010	<0.050	<0.0050	<0.0050	<0.050	<0.050	<0.0050	<0.010	<0.0050	<0.0050	<0.0050	<0.0050	<0.0050	<0.0020	<0.0050	<0.0050	<0.0050	<0.0050	<0.0050	<0.0050	<0.0050	<0.0050	<0.0050	<0.0050	<0.0050	<0.0020	<0.0020	<0.50
EX-14-B12-10 *	10	7/1/2015	<0.0050	<0.0050	<0.0050	<0.0050	<0.0050	<0.0020	<0.0050	<0.010	<0.050	<0.0050	<0.0050	<0.050	<0.050	<0.0050	<0.010	<0.0050	<0.0050	<0.0050	<0.0050	<0.0050	<0.0020	<0.0050	<0.0050	<0.0050	<0.0050	<0.0050	<0.0050	<0.0050	<0.0050	<0.0050	<0.0050	<0.0050	<0.0020	<0.0020	<0.50
EX-14-E1-3-JD *	3	7/1/2015	<0.0050	<0.0050	<0.0050	<0.0050	<0.0050	<0.0020	<0.0050	<0.010	<0.050	<0.0050	<0.0050	<0.050	<0.050	<0.0050	<0.010	<0.0050	<0.0050	<0.0050	<0.0050	<0.0050	<0.0020	<0.0050	<0.0050	<0.0050	<0.0050	<0.0050	<0.0050	<0.0050	<0.0050	<0.0050	<0.0050	<0.0050	<0.0020	<0.0020	<0.50
EX-14-E5-1-JD *	1	7/1/2015	<0.0050	<0.0050	<0.0050	<0.0050	<0.0050	<0.0020	<0.0050	<0.010	<0.050	<0.0050	<0.0050	<0.050	<0.050	<0.0050	<0.010	<0.0050	<0.0050	<0.0050	<0.0050	<0.0050	**0.0045**	<0.0050	<0.0050	<0.0050	<0.0050	<0.0050	<0.0050	<0.0050	<0.0050	<0.0050	<0.0050	<0.0050	<0.0020	<0.0020	<0.50
EX-14-N1-1-JD *	1	7/1/2015	<0.0050	<0.0050	<0.0050	<0.0050	<0.0050	<0.0020	<0.0050	<0.010	<0.050	<0.0050	<0.0050	<0.050	<0.050	<0.0050	<0.010	<0.0050	<0.0050	<0.0050	<0.0050	<0.0050	**0.0031**	<0.0050	<0.0050	<0.0050	<0.0050	<0.0050	<0.0050	<0.0050	<0.0050	<0.0050	<0.0050	<0.0050	<0.0020	<0.0020	<0.50
EX-14-S1-5-JD *	5	7/1/2015	<0.0050	<0.0050	<0.0050	<0.0050	<0.0050	<0.0020	<0.0050	<0.010	<0.050	<0.0050	<0.0050	<0.050	<0.050	<0.0050	<0.010	<0.0050	<0.0050	<0.0050	<0.0050	<0.0050	<0.0020	<0.0050	<0.0050	<0.0050	<0.0050	<0.0050	<0.0050	<0.0050	<0.0050	<0.0050	<0.0050	<0.0050	<0.0020	<0.0020	<0.50
EX-14-S3-8-JD *	8	7/1/2015	<0.0050	<0.0050	<0.0050	<0.0050	<0.0050	<0.0020	<0.0050	<0.010	<0.050	<0.0050	<0.0050	<0.050	<0.050	<0.0050	<0.010	<0.0050	<0.0050	<0.0050	<0.0050	<0.0050	<0.0020	<0.0050	<0.0050	<0.0050	<0.0050	<0.0050	<0.0050	<0.0050	<0.0050	<0.0050	<0.0050	<0.0050	<0.0020	<0.0020	<0.50
EX-14-W1-8-JD *	8	7/1/2015	<0.0050	<0.0050	<0.0050	<0.0050	<0.0050	<0.0020	<0.0050	<0.010	<0.050	<0.0050	<0.0050	<0.050	<0.050	<0.0050	<0.010	<0.0050	<0.0050	<0.0050	<0.0050	<0.0050	<0.0020	<0.0050	<0.0050	<0.0050	<0.0050	<0.0050	<0.0050	<0.0050	<0.0050	<0.0050	<0.0050	<0.0050	<0.0020	<0.0020	<0.50
EX-14-W2-3-JD *	3	7/1/2015	<0.0050	<0.0050	<0.0050	<0.0050	<0.0050	<0.0020	<0.0050	<0.010	<0.050	<0.0050	<0.0050	<0.050	<0.050	<0.0050	<0.010	<0.0050	<0.0050	<0.0050	<0.0050	<0.0050	<0.0020	<0.0050	<0.0050	<0.0050	<0.0050	<0.0050	<0.0050	<0.0050	<0.0050	<0.0050	<0.0050	<0.0050	<0.0020	<0.0020	<0.50
EX-35-N1-3	3	10/20/2015	<0.0050	<0.0050	<0.0050	<0.0050	<0.0050	<0.0020	<0.0050	<0.010	<0.050	<0.0050	<0.0050	<0.050	<0.050	<0.0050	<0.010	<0.0050	<0.0050	<0.0050	<0.0050	<0.0050	**0.0047**	<0.0050	<0.0050	<0.0050	<0.0050	<0.0050	<0.0050	<0.0050	<0.0050	<0.0050	<0.0050	<0.0050	<0.0020	**0.0020**	<0.50
EX-35-N1-6	6	10/20/2015	<0.0050	<0.0050	<0.0050	<0.0050	<0.0050	<0.0020	<0.0050	<0.010	<0.050	<0.0050	<0.0050	<0.050	<0.050	<0.0050	<0.010	<0.0050	<0.0050	<0.0050	<0.0050	<0.0050	<0.0020	<0.0050	<0.0050	<0.0050	<0.0050	<0.0050	<0.0050	<0.0050	<0.0050	<0.0050	<0.0050	<0.0050	<0.0020	<0.0020	<0.50
EX-35-N1-9	9	10/20/2015	<0.0050	<0.0050	<0.0050	<0.0050	<0.0050	<0.0020	<0.0050	<0.010	<0.050	<0.0050	<0.0050	<0.050	<0.050	<0.0050	<0.010	<0.0050	<0.0050	<0.0050	<0.0050	<0.0050	<0.0020	<0.0050	<0.0050	<0.0050	<0.0050	<0.0050	<0.0050	<0.0050	<0.0050	<0.0050	<0.0050	<0.0050	<0.0020	<0.0020	<0.50
EX-35-N2-3	3	10/20/2015	<0.0050	<0.0050	<0.0050	<0.0050	<0.0050	<0.0020	<0.0050	<0.010	<0.050	<0.0050	<0.0050	<0.050	<0.050	<0.0050	<0.010	<0.0050	<0.0050	<0.0050	<0.0050	<0.0050	**0.0038**	<0.0050	<0.0050	<0.0050	<0.0050	<0.0050	<0.0050	<0.0050	<0.0050	<0.0050	<0.0050	<0.0050	<0.0020	**0.0025**	<0.50
EX-35-N2-6	6	10/20/2015	<0.0050	<0.0050	<0.0050	<0.0050	<0.0050	<0.0020	<0.0050	<0.010	<0.050	<0.0050	<0.0050	<0.050	<0.050	<0.0050	<0.010	<0.0050	<0.0050	<0.0050	<0.0050	<0.0050	<0.0020	<0.0050	<0.0050	<0.0050	<0.0050	<0.0050	<0.0050	<0.0050	<0.0050	<0.0050	<0.0050	<0.0050	<0.0020	<0.0020	<0.50
EX-35-N2-9	9	10/20/2015	<0.0050	<0.0050	<0.0050	<0.0050	<0.0050	<0.0020	<0.0050	<0.010	<0.050	<0.0050	<0.0050	<0.050	<0.050	<0.0050	<0.010	<0.0050	<0.0050	<0.0050	<0.0050	<0.0050	**0.0026**	<0.0050	<0.0050	<0.0050	<0.0050	<0.0050	<0.0050	<0.0050	<0.0050	<0.0050	<0.0050	<0.0050	<0.0020	<0.0020	<0.50
EX-35-N3-3	3	10/20/2015	<0.0050	<0.0050	<0.0050	<0.0050	<0.0050	<0.0020	<0.0050	<0.010	<0.050	<0.0050	<0.0050	<0.050	<0.050	<0.0050	<0.010	<0.0050	<0.0050	<0.0050	<0.0050	<0.0050	**0.0038**	<0.0050	<0.0050	<0.0050	<0.0050	<0.0050	<0.0050	<0.0050	<0.0050	<0.0050	<0.0050	<0.0050	<0.0020	<0.0020	<0.50
EX-35-N3-6	6	10/20/2015	<0.0050	<0.0050	<0.0050	<0.0050	<0.0050	<0.0020	<0.0050	<0.010	<0.050	<0.0050	<0.0050	<0.050	<0.050	<0.0050	<0.010	<0.0050	<0.0050	<0.0050	<0.0050	<0.0050	<0.0020	<0.0050	<0.0050	<0.0050	<0.0050	<0.0050	<0.0050	<0.0050	<0.0050	<0.0050	<0.0050	<0.0050	<0.0020	<0.0020	<0.50
EX-35-N3-9	9	10/20/2015	<0.0050	<0.0050	<0.0050	<0.0050	<0.0050	<0.0020	<0.0050	<0.010	<0.050	<0.0050	<0.0050	<0.050	<0.050	<0.0050	<0.010	<0.0050	<0.0050	<0.0050	<0.0050	<0.0050	**0.0028**	<0.0050	<0.0050	<0.0050	<0.0050	<0.0050	<0.0050	<0.0050	<0.0050	<0.0050	<0.0050	<0.0050	<0.0020	<0.0020	<0.50
EX-35-N4-3	3	10/20/2015	<0.0050	<0.0050	<0.0050	<0.0050	<0.0050	<0.0020	<0.0050	<0.010	<0.050	<0.0050	<0.0050	<0.050	<0.050	<0.0050	<0.010	<0.0050	<0.0050	<0.0050	<0.0050	<0.0050	<0.0020	<0.0050	<0.0050	<0.0050	<0.0050	<0.0050	<0.0050	<0.0050	<0.0050	<0.0050	<0.0050	<0.0050	<0.0020	<0.0020	<0.50
EX-35-N4-6	6	10/20/2015	<0.0050	<0.0050	<0.0050	<0.0050	<0.0050	<0.0020	<0.0050	<0.010	<0.050	<0.0050	<0.0050	<0.050	<0.050	<0.0050	<0.010	<0.0050	<0.0050	<0.0050	<0.0050	<0.0050	<0.0020	<0.0050	<0.0050	<0.0050	<0.0050	<0.0050	<0.0050	<0.0050	<0.0050	<0.0050	<0.0050	<0.0050	<0.0020	<0.0020	<0.50
EX-35-N4-9	9	10/20/2015	<0.0050	<0.0050	<0.0050	<0.0050	<0.0050	<0.0020	<0.0050	<0.010	<0.050	<0.0050	<0.0050	<0.050	<0.050	<0.0050	<0.010	<0.0050	<0.0050	<0.0050	<0.0050	<0.0050	<0.0020	<0.0050	<0.0050	<0.0050	<0.0050	<0.0050	<0.0050	<0.0050	<0.0050	<0.0050	<0.0050	<0.0050	<0.0020	<0.0020	<0.50
EX-35-N5-3	3	10/20/2015	<0.0050	<0.0050	<0.0050	<0.0050	<0.0050	<0.0020	<0.0050	<0.010	<0.050	<0.0050	<0.0050	<0.050	<0.050	<0.0050	<0.010	<0.0050	<0.0050	<0.0050	<0.0050	<0.0050	<0.0020	<0.0050	<0.0050	<0.0050	<0.0050	<0.0050	<0.0050	<0.0050	<0.0050	<0.0050	<0.0050	<0.0050	<0.0020	<0.0020	<0.50
EX-35-N5-6	6	10/20/2015	<0.0050	<0.0050	<0.0050	<0.0050	<0.0050	<0.0020	<0.0050	<0.010	<0.050	<0.0050	<0.0050	<0.050	<0.050	<0.0050	<0.010	<0.0050	<0.0050	<0.0050	<0.0050	<0.0050	<0.0020	<0.0050	<0.0050	<0.0050	<0.0050	<0.0050	<0.0050	<0.0050	<0.0050	<0.0050	<0.0050	<0.0050	<0.0020	<0.0020	<0.50
EX-35-N5-9	9	10/20/2015	<0.0050	<0.0050	<0.0050	<0.0050	<0.0050	<0.0020	<0.0050	<0.010	<0.050	<0.0050	<0.0050	<0.050	<0.050	<0.0050	<0.010	<0.0050	<0.0050	<0.0050	<0.0050	<0.0050	<0.0020	<0.0050	<0.0050	<0.0050	<0.0050	<0.0050	<0.0050	<0.0050	<0.0050	<0.0050	<0.0050	<0.0050	<0.0020	<0.0020	<0.50
EX-35-N6-3	3	10/20/2015	<0.0050	<0.0050	<0.0050	<0.0050	<0.0050	<0.0020	<0.0050	<0.010	<0.050	<0.0050	<0.0050	<0.050	<0.050	<0.0050	<0.010	<0.0050	<0.0050	<0.0050	<0.0050	<0.0050	<0.0020	<0.0050	<0.0050	<0.0050	<0.0050	<0.0050	<0.0050	<0.0050	<0.0050	<0.0050	<0.0050	<0.0050	<0.0020	<0.0020	<0.50
EX-35-N6-6	6	10/20/2015	<0.0050	<0.0050	<0.0050	<0.0050	<0.0050	<0.0020	<0.0050	<0.010	<0.050	<0.0050	<0.0050	<0.050	<0.050	<0.0050	<0.010	<0.0050	<0.0050	<0.0050	<0.0050	<0.0050	<0.0020	<0.0050	<0.0050	<0.0050	<0.0050	<0.0050	<0.0050	<0.0050	<0.0050	<0.0050	<0.0050	<0.0050	<0.0020	<0.0020	<0.50
EX-35-N6-9	9	10/20/2015	<0.0050	<0.0050	<0.0050	<0.0050	<0.0050	<0.0020	<0.0050	<0.010	<0.050	<0.0050	<0.0050	<0.050	<0.050	<0.0050	<0.010	<0.0050	<0.0050	<0.0050	<0.0050	<0.0050	<0.0020	<0.0050	<0.0050	<0.0050	<0.0050	<0.0050	<0.0050	<0.0050	<0.0050	<0.0050	<0.0050	<0.0050	<0.0020	<0.0020	<0.50
EX-35-N7-3	3	10/20/2015	<0.0050	<0.0050	<0.0050	<0.0050	<0.0050	<0.0020	<0.0050	<0.010	<0.050	<0.0050	<0.0050	<0.050	<0.050	<0.0050	<0.010	<0.0050	<0.0050	<0.0050	<0.0050	<0.0050	**0.0029**	<0.0050	<0.0050	<0.0050	<0.0050	<0.0050	<0.0050	<0.0050	<0.0050	<0.0050	<0.0050	<0.0050	<0.0020	<0.0020	<0.50
EX-35-N7-6	6	10/20/2015	<0.0050	<0.0050	<0.0050	<0.0050	<0.0050	<0.0020	<0.0050	<0.010	<0.050	<0.0050	<0.0050	<0.050	<0.050	<0.0050	<0.010	<0.0050	<0.0050	<0.0050	<0.0050	<0.0050	<0.0020	<0.0050	<0.0050	<0.0050	<0.0050	<0.0050	<0.0050	<0.0050	<0.0050	<0.0050	<0.0050	<0.0050	<0.0020	<0.0020	<0.50
EX-35-N7-9	9	10/20/2015	<0.0050	<0.0050	<0.0050	<0.0050	<0.0050	<0.0020	<0.0050	<0.010	<0.050	<0.0050	<0.0050	<0.050	<0.050	<0.0050	<0.010	<0.0050	<0.0050	<0.0050	<0.0050	<0.0050	<0.0020	<0.0050	<0.0050	<0.0050	<0.0050	<0.0050	<0.0050	<0.0050	<0.0050	<0.0050	<0.0050	<0.0050	<0.0020	<0.0020	<0.50
EX-35-N8-3	3	10/20/2015	<0.0050	<0.0050	<0.0050	<0.0050	<0.0050	<0.0020	<0.0050	<0.010	<0.050	<0.0050	<0.0050	<0.050	<0.050	<0.0050	<0.010	<0.0050	<0.0050	<0.0050	<0.0050	<0.0050	**0.0036**	<0.0050	<0.0050	<0.0050	<0.0050	<0.0050	<0.0050	<0.0050	<0.0050	<0.0050	<0.0050	<0.0050	<0.0020	<0.0020	<0.50
EX-35-N8-6	6	10/20/2015	<0.0050	<0.0050	<0.0050	<0.0050	<0.0050	<0.0020	<0.0050	<0.010	<0.050	<0.0050	<0.0050	<0.050	<0.050	<0.0050	<0.010	<0.0050	<0.0050	<0.0050	<0.0050	<0.0050	<0.0020	<0.0050	<0.0050	<0.0050	<0.0050	<0.0050	<0.0050	<0.0050	<0.0050	<0.0050	<0.0

TABLE A-2
ANALYTICAL RESULTS FOR VOCs IN SOIL (0 TO 10 FEET BGS)
Defense Fuel Support Point Norwalk
15306 Norwalk Boulevard, Norwalk, California

Sample ID	Sample Depth	Date Sampled	Acetone (mg/kg)	tert-Amyl Methyl Ether (TAME) (mg/kg)	Benzene (mg/kg)	Bromobenzene (mg/kg)	Bromochloromethane (mg/kg)	Bromodichloromethane (mg/kg)	Bromoform (mg/kg)	Bromomethane (mg/kg)	2-Butanone (MEK) (mg/kg)	tert-Butyl alcohol (TBA) (mg/kg)	sec-Butylbenzene (mg/kg)	tert-Butylbenzene (mg/kg)	n-Butylbenzene (mg/kg)	Carbon Disulfide (mg/kg)	Carbon Tetrachloride (mg/kg)	Chlorobenzene (mg/kg)	Chloroethane (mg/kg)	Chloroform (mg/kg)	Chloromethane (mg/kg)	2-Chlorotoluene (mg/kg)	4-Chlorotoluene (mg/kg)	1,2-Dibromo-3-chloropropane (mg/kg)	Dibromochloromethane (mg/kg)	1,2-Dibromoethane (EDB) (mg/kg)	Dibromomethane (mg/kg)	1,2-Dichlorobenzene (mg/kg)	1,3-Dichlorobenzene (mg/kg)	1,4-Dichlorobenzene (mg/kg)	Dichlorodifluoromethane (R12) (mg/kg)	1,1-Dichloroethane (mg/kg)	1,2-Dichloroethane (EDC) (mg/kg)	trans-1,2-Dichloroethylene (mg/kg)	cis-1,2-Dichloroethylene (mg/kg)	1,1-Dichloroethylene (mg/kg)	1,2-Dichloropropane (mg/kg)	1,3-Dichloropropane (mg/kg)
RWQCB Site-Specific Soil Cleanup Goal (0.5 ft below ground surface)			**0.994**	**0.005**	**0.013**	**0.005**	**0.005**	**0.005**	**0.005**	**0.005**	**0.05**	**0.02**	**2.22**	**1.78**	**3.4**	**0.046**	**0.005**	**0.005**	**0.005**	**0.005**	**0.005**	**0.005**	**0.005**	**0.01**	**0.005**	**0.005**	**0.005**	**0.005**	**0.005**	**0.005**	**0.005**	**0.005**	**0.005**	**0.005**	**0.005**	**0.005**	**0.005**	**0.005**
RWQCB Site-Specific Soil Cleanup Goal (5 ft below ground surface)			**1.28**	**0.005**	**0.011**	**0.005**	**0.005**	**0.005**	**0.005**	**0.005**	**0.05**	**0.02**	**0.129**	**0.11**	**0.179**	**0.023**	**0.005**	**0.005**	**0.005**	**0.005**	**0.005**	**0.005**	**0.005**	**0.01**	**0.005**	**0.005**	**0.005**	**0.005**	**0.005**	**0.005**	**0.005**	**0.005**	**0.005**	**0.005**	**0.005**	**0.005**	**0.005**	**0.005**
EX-35-W2-6	6	10/20/2015	<0.050	<0.0050	<0.010	<0.0050	<0.0050	<0.0050	<0.0050	<0.0050	<0.050	<0.020	<0.0050	<0.0050	<0.0050	<0.0050	<0.0050	<0.0050	<0.0050	<0.0050	<0.0050	<0.0050	<0.0050	<0.010	<0.0050	<0.0050	<0.0050	<0.0050	<0.0050	<0.0050	<0.0050	<0.0050	<0.0050	<0.0050	<0.0050	<0.0050	<0.0050	<0.0050
EX-35-W2-9	9	10/20/2015	<0.050	<0.0050	<0.010	<0.0050	<0.0050	<0.0050	<0.0050	<0.0050	<0.050	<0.020	<0.0050	<0.0050	<0.0050	<0.0050	<0.0050	<0.0050	<0.0050	<0.0050	<0.0050	<0.0050	<0.0050	<0.010	<0.0050	<0.0050	<0.0050	<0.0050	<0.0050	<0.0050	<0.0050	<0.0050	<0.0050	<0.0050	<0.0050	<0.0050	<0.0050	<0.0050
EX-35-W3-3	3	10/20/2015	<0.050	<0.0050	<0.010	<0.0050	<0.0050	<0.0050	<0.0050	<0.0050	<0.050	<0.020	<0.0050	<0.0050	<0.0050	<0.0050	<0.0050	<0.0050	<0.0050	<0.0050	<0.0050	<0.0050	<0.0050	<0.010	<0.0050	<0.0050	<0.0050	<0.0050	<0.0050	<0.0050	<0.0050	<0.0050	<0.0050	<0.0050	<0.0050	<0.0050	<0.0050	<0.0050
EX-35-W3-6	6	10/20/2015	<0.050	<0.0050	<0.010	<0.0050	<0.0050	<0.0050	<0.0050	<0.0050	<0.050	<0.020	<0.0050	<0.0050	<0.0050	<0.0050	<0.0050	<0.0050	<0.0050	<0.0050	<0.0050	<0.0050	<0.0050	<0.010	<0.0050	<0.0050	<0.0050	<0.0050	<0.0050	<0.0050	<0.0050	<0.0050	<0.0050	<0.0050	<0.0050	<0.0050	<0.0050	<0.0050
EX-35-W3-9	9	10/20/2015	<0.050	<0.0050	<0.010	<0.0050	<0.0050	<0.0050	<0.0050	<0.0050	<0.050	<0.020	<0.0050	<0.0050	<0.0050	<0.0050	<0.0050	<0.0050	<0.0050	<0.0050	<0.0050	<0.0050	<0.0050	<0.010	<0.0050	<0.0050	<0.0050	<0.0050	<0.0050	<0.0050	<0.0050	<0.0050	<0.0050	<0.0050	<0.0050	<0.0050	<0.0050	<0.0050
EX-35-W4-3	3	10/20/2015	<0.050	<0.0050	<0.010	<0.0050	<0.0050	<0.0050	<0.0050	<0.0050	<0.050	<0.020	<0.0050	<0.0050	<0.0050	<0.0050	<0.0050	<0.0050	<0.0050	<0.0050	<0.0050	<0.0050	<0.0050	<0.010	<0.0050	<0.0050	<0.0050	<0.0050	<0.0050	<0.0050	<0.0050	<0.0050	<0.0050	<0.0050	<0.0050	<0.0050	<0.0050	<0.0050
EX-35-W4-6	6	10/20/2015	<0.050	<0.0050	<0.010	<0.0050	<0.0050	<0.0050	<0.0050	<0.0050	<0.050	<0.020	<0.0050	<0.0050	<0.0050	<0.0050	<0.0050	<0.0050	<0.0050	<0.0050	<0.0050	<0.0050	<0.0050	<0.010	<0.0050	<0.0050	<0.0050	<0.0050	<0.0050	<0.0050	<0.0050	<0.0050	<0.0050	<0.0050	<0.0050	<0.0050	<0.0050	<0.0050
EX-35-W4-9	9	10/20/2015	<0.050	<0.0050	<0.010	<0.0050	<0.0050	<0.0050	<0.0050	<0.0050	<0.050	<0.020	<0.0050	<0.0050	<0.0050	<0.0050	<0.0050	<0.0050	<0.0050	<0.0050	<0.0050	<0.0050	<0.0050	<0.010	<0.0050	<0.0050	<0.0050	<0.0050	<0.0050	<0.0050	<0.0050	<0.0050	<0.0050	<0.0050	<0.0050	<0.0050	<0.0050	<0.0050
EX-35-W5-3	3	10/20/2015	<0.050	<0.0050	<0.010	<0.0050	<0.0050	<0.0050	<0.0050	<0.0050	<0.050	<0.020	<0.0050	<0.0050	<0.0050	<0.0050	<0.0050	<0.0050	<0.0050	<0.0050	<0.0050	<0.0050	<0.0050	<0.010	<0.0050	<0.0050	<0.0050	<0.0050	<0.0050	<0.0050	<0.0050	<0.0050	<0.0050	<0.0050	<0.0050	<0.0050	<0.0050	<0.0050
EX-35-W5-6	6	10/20/2015	<0.050	<0.0050	<0.010	<0.0050	<0.0050	<0.0050	<0.0050	<0.0050	<0.050	<0.020	<0.0050	<0.0050	<0.0050	<0.0050	<0.0050	<0.0050	<0.0050	<0.0050	<0.0050	<0.0050	<0.0050	<0.010	<0.0050	<0.0050	<0.0050	<0.0050	<0.0050	<0.0050	<0.0050	<0.0050	<0.0050	<0.0050	<0.0050	<0.0050	<0.0050	<0.0050
EX-35-W5-9	9	10/20/2015	<0.050	<0.0050	<0.010	<0.0050	<0.0050	<0.0050	<0.0050	<0.0050	<0.050	<0.020	<0.0050	<0.0050	<0.0050	<0.0050	<0.0050	<0.0050	<0.0050	<0.0050	<0.0050	<0.0050	<0.0050	<0.010	<0.0050	<0.0050	<0.0050	<0.0050	<0.0050	<0.0050	<0.0050	<0.0050	<0.0050	<0.0050	<0.0050	<0.0050	<0.0050	<0.0050
EX-35-W6-3	3	10/20/2015	<0.050	<0.0050	<0.010	<0.0050	<0.0050	<0.0050	<0.0050	<0.0050	<0.050	<0.020	<0.0050	<0.0050	<0.0050	<0.0050	<0.0050	<0.0050	<0.0050	<0.0050	<0.0050	<0.0050	<0.0050	<0.010	<0.0050	<0.0050	<0.0050	<0.0050	<0.0050	<0.0050	<0.0050	<0.0050	<0.0050	<0.0050	<0.0050	<0.0050	<0.0050	<0.0050
EX-35-W6-6	6	10/20/2015	<0.050	<0.0050	<0.010	<0.0050	<0.0050	<0.0050	<0.0050	<0.0050	<0.050	<0.020	<0.0050	<0.0050	<0.0050	<0.0050	<0.0050	<0.0050	<0.0050	<0.0050	<0.0050	<0.0050	<0.0050	<0.010	<0.0050	<0.0050	<0.0050	<0.0050	<0.0050	<0.0050	<0.0050	<0.0050	<0.0050	<0.0050	<0.0050	<0.0050	<0.0050	<0.0050
EX-35-W6-9	9	10/20/2015	<0.050	<0.0050	<0.010	<0.0050	<0.0050	<0.0050	<0.0050	<0.0050	<0.050	<0.020	<0.0050	<0.0050	<0.0050	<0.0050	<0.0050	<0.0050	<0.0050	<0.0050	<0.0050	<0.0050	<0.0050	<0.010	<0.0050	<0.0050	<0.0050	<0.0050	<0.0050	<0.0050	<0.0050	<0.0050	<0.0050	<0.0050	<0.0050	<0.0050	<0.0050	<0.0050
EX-35-W7-3	3	10/20/2015	<0.050	<0.0050	<0.010	<0.0050	<0.0050	<0.0050	<0.0050	<0.0050	<0.050	<0.020	<0.0050	<0.0050	<0.0050	<0.0050	<0.0050	<0.0050	<0.0050	<0.0050	<0.0050	<0.0050	<0.0050	<0.010	<0.0050	<0.0050	<0.0050	<0.0050	<0.0050	<0.0050	<0.0050	<0.0050	<0.0050	<0.0050	<0.0050	<0.0050	<0.0050	<0.0050
EX-35-W7-6	6	10/20/2015	<0.050	<0.0050	<0.010	<0.0050	<0.0050	<0.0050	<0.0050	<0.0050	<0.050	<0.020	<0.0050	<0.0050	<0.0050	<0.0050	<0.0050	<0.0050	<0.0050	<0.0050	<0.0050	<0.0050	<0.0050	<0.010	<0.0050	<0.0050	<0.0050	<0.0050	<0.0050	<0.0050	<0.0050	<0.0050	<0.0050	<0.0050	<0.0050	<0.0050	<0.0050	<0.0050
EX-35-W7-9	9	10/20/2015	<0.050	<0.0050	<0.010	<0.0050	<0.0050	<0.0050	<0.0050	<0.0050	<0.050	<0.020	<0.0050	<0.0050	<0.0050	<0.0050	<0.0050	<0.0050	<0.0050	<0.0050	<0.0050	<0.0050	<0.0050	<0.010	<0.0050	<0.0050	<0.0050	<0.0050	<0.0050	<0.0050	<0.0050	<0.0050	<0.0050	<0.0050	<0.0050	<0.0050	<0.0050	<0.0050
EX-35-W8-3	3	10/20/2015	<0.050	<0.0050	<0.010	<0.0050	<0.0050	<0.0050	<0.0050	<0.0050	<0.050	<0.020	<0.0050	<0.0050	<0.0050	<0.0050	<0.0050	<0.0050	<0.0050	<0.0050	<0.0050	<0.0050	<0.0050	<0.010	<0.0050	<0.0050	<0.0050	<0.0050	<0.0050	<0.0050	<0.0050	<0.0050	<0.0050	<0.0050	<0.0050	<0.0050	<0.0050	<0.0050
EX-35-W8-6	6	10/20/2015	<0.050	<0.0050	<0.010	<0.0050	<0.0050	<0.0050	<0.0050	<0.0050	<0.050	<0.020	<0.0050	<0.0050	<0.0050	<0.0050	<0.0050	<0.0050	<0.0050	<0.0050	<0.0050	<0.0050	<0.0050	<0.010	<0.0050	<0.0050	<0.0050	<0.0050	<0.0050	<0.0050	<0.0050	<0.0050	<0.0050	<0.0050	<0.0050	<0.0050	<0.0050	<0.0050
EX-35-W8-9	9	10/20/2015	<0.050	<0.0050	<0.010	<0.0050	<0.0050	<0.0050	<0.0050	<0.0050	<0.050	<0.020	<0.0050	<0.0050	<0.0050	<0.0050	<0.0050	<0.0050	<0.0050	<0.0050	<0.0050	<0.0050	<0.0050	<0.010	<0.0050	<0.0050	<0.0050	<0.0050	<0.0050	<0.0050	<0.0050	<0.0050	<0.0050	<0.0050	<0.0050	<0.0050	<0.0050	<0.0050
EX-35-W9-3	3	10/20/2015	<0.050	<0.0050	<0.010	<0.0050	<0.0050	<0.0050	<0.0050	<0.0050	<0.050	<0.020	<0.0050	<0.0050	<0.0050	<0.0050	<0.0050	<0.0050	<0.0050	<0.0050	<0.0050	<0.0050	<0.0050	<0.010	<0.0050	<0.0050	<0.0050	<0.0050	<0.0050	<0.0050	<0.0050	<0.0050	<0.0050	<0.0050	<0.0050	<0.0050	<0.0050	<0.0050
EX-35-W9-6	6	10/20/2015	<0.050	<0.0050	<0.010	<0.0050	<0.0050	<0.0050	<0.0050	<0.0050	<0.050	<0.020	<0.0050	<0.0050	<0.0050	<0.0050	<0.0050	<0.0050	<0.0050	<0.0050	<0.0050	<0.0050	<0.0050	<0.010	<0.0050	<0.0050	<0.0050	<0.0050	<0.0050	<0.0050	<0.0050	<0.0050	<0.0050	<0.0050	<0.0050	<0.0050	<0.0050	<0.0050
EX-35-W9-9	9	10/20/2015	<0.050	<0.0050	<0.010	<0.0050	<0.0050	<0.0050	<0.0050	<0.0050	<0.050	<0.020	<0.0050	<0.0050	<0.0050	<0.0050	<0.0050	<0.0050	<0.0050	<0.0050	<0.0050	<0.0050	<0.0050	<0.010	<0.0050	<0.0050	<0.0050	<0.0050	<0.0050	<0.0050	<0.0050	<0.0050	<0.0050	<0.0050	<0.0050	<0.0050	<0.0050	<0.0050
EX-35-E10-3	3	11/17/2015	<0.050	<0.0050	<0.010	<0.0050	<0.0050	<0.0050	<0.0050	<0.0050	<0.050	<0.020	<0.0050	<0.0050	<0.0050	<0.0050	<0.0050	<0.0050	<0.0050	<0.0050	<0.0050	<0.0050	<0.0050	<0.010	<0.0050	<0.0050	<0.0050	<0.0050	<0.0050	<0.0050	<0.0050	<0.0050	<0.0050	<0.0050	<0.0050	<0.0050	<0.0050	<0.0050
EX-35-E10-6	6	11/17/2015	<0.050	<0.0050	<0.010	<0.0050	<0.0050	<0.0050	<0.0050	<0.0050	<0.050	<0.020	<0.0050	<0.0050	<0.0050	<0.0050	<0.0050	<0.0050	<0.0050	<0.0050	<0.0050	<0.0050	<0.0050	<0.010	<0.0050	<0.0050	<0.0050	<0.0050	<0.0050	<0.0050	<0.0050	<0.0050	<0.0050	<0.0050	<0.0050	<0.0050	<0.0050	<0.0050
EX-35-E10-9	9	11/17/2015	<0.050	<0.0050	<0.010	<0.0050	<0.0050	<0.0050	<0.0050	<0.0050	<0.050	<0.020	<0.0050	<0.0050	<0.0050	<0.0050	<0.0050	<0.0050	<0.0050	<0.0050	<0.0050	<0.0050	<0.0050	<0.010	<0.0050	<0.0050	<0.0050	<0.0050	<0.0050	<0.0050	<0.0050	<0.0050	<0.0050	<0.0050	<0.0050	<0.0050	<0.0050	<0.0050
EX-35-E11-3	3	11/17/2015	<0.050	<0.0050	<0.010	<0.0050	<0.0050	<0.0050	<0.0050	<0.0050	<0.050	<0.020	<0.0050	<0.0050	<0.0050	<0.0050	<0.0050	<0.0050	<0.0050	<0.0050	<0.0050	<0.0050	<0.0050	<0.010	<0.0050	<0.0050	<0.0050	<0.0050	<0.0050	<0.0050	<0.0050	<0.0050	<0.0050	<0.0050	<0.0050	<0.0050	<0.0050	<0.0050
EX-35-E11-6	6	11/17/2015	<0.050	<0.0050	<0.010	<0.0050	<0.0050	<0.0050	<0.0050	<0.0050	<0.050	<0.020	<0.0050	<0.0050	<0.0050	<0.0050	<0.0050	<0.0050	<0.0050	<0.0050	<0.0050	<0.0050	<0.0050	<0.010	<0.0050	<0.0050	<0.0050	<0.0050	<0.0050	<0.0050	<0.0050	<0.0050	<0.0050	<0.0050	<0.0050	<0.0050	<0.0050	<0.0050
EX-35-E11-9	9	11/17/2015	<0.050	<0.0050	<0.010	<0.0050	<0.0050	<0.0050	<0.0050	<0.0050	<0.050	<0.020	<0.0050	<0.0050	<0.0050	<0.0050	<0.0050	<0.0050	<0.0050	<0.0050	<0.0050	<0.0050	<0.0050	<0.010	<0.0050	<0.0050	<0.0050	<0.0050	<0.0050	<0.0050	<0.0050	<0.0050	<0.0050	<0.0050	<0.0050	<0.0050	<0.0050	<0.0050
EX-35-E1-3	3	11/17/2015	<0.050	<0.0050	<0.010	<0.0050	<0.0050	<0.0050	<0.0050	<0.0050	<0.050	<0.020	<0.0050	<0.0050	<0.0050	<0.0050	<0.0050	<0.0050	<0.0050	<0.0050	<0.0050	<0.0050	<0.0050	<0.010	<0.0050	<0.0050	<0.0050	<0.0050	<0.0050	<0.0050	<0.0050	<0.0050	<0.0050	<0.0050	<0.0050	<0.0050	<0.0050	<0.0050
EX-35-E1-6	6	11/17/2015	<0.050	<0.0050	<0.010	<0.0050	<0.0050	<0.0050	<0.0050	<0.0050	<0.050	<0.020	<0.0050	<0.0050	<0.0050	<0.0050	<0.0050	<0.0050	<0.0050	<0.0050	<0.0050	<0.0050	<0.0050	<0.010	<0.0050	<0.0050	<0.0050	<0.0050	<0.0050	<0.0050	<0.0050	<0.0050	<0.0050	<0.0050	<0.0050	<0.0050	<0.0050	<0.0050
EX-35-E1-9	9	11/17/2015	<0.050	<0.0050	<0.010	<0.0050	<0.0050	<0.0050	<0.0050	<0.0050	<0.050	<0.020	<0.0050	<0.0050	<0.0050	<0.0050	<0.0050	<0.0050	<0.0050	<0.0050	<0.0050	<0.0050	<0.0050	<0.010	<0.0050	<0.0050	<0.0050	<0.0050	<0.0050	<0.0050	<0.0050	<0.0050	<0.0050	<0.0050	<0.0050	<0.0050	<0.0050	<0.0050
EX-35-E2-3	3	11/17/2015	<0.050	<0.0050	<0.010	<0.0050	<0.0050	<0.0050	<0.0050	<0.0050	<0.050	<0.020	<0.0050	<0.0050	<0.0050	<0.0050	<0.0050	<0.0050	<0.0050	<0.0050	<0.0050	<0.0050	<0.0050	<0.010	<0.0050	<0.0050	<0.0050	<0.0050	<0.0050	<0.0050	<0.0050	<0.0050	<0.0050	<0.0050	<0.0050	<0.0050	<0.0050	<0.0050
EX-35-E2-6	6	11/17/2015	<0.050	<0.0050	<0.010	<0.0050	<0.0050	<0.0050	<0.0050	<0.0050	<0.050	<0.020	<0.0050	<0.0050	<0.0050	<0.0050	<0.0050	<0.0050	<0.0050	<0.0050	<0.0050	<0.0050	<0.0050	<0.010	<0.0050	<0.0050	<0.0050	<0.0050	<0.0050	<0.0050	<0.0050	<0.0050	<0.0050	<0.0050	<0.0050	<0.0050	<0.0050	<0.0050
EX-35-E2-9	9	11/17/2015	<0.050	<0.0050	<0.010	<0.0050	<0.0050	<0.0050	<0.0050	<0.0050	<0.050	<0.020	<0.0050	<0.0050	<0.0050	<0.0050	<0.0050	<0.0050	<0.0050	<0.0050	<0.0050	<0.0050	<0.0050	<0.010	<0.0050	<0.0050	<0.0050	<0.0050	<0.0050	<0.0050	<0.0050	<0.0050	<0.0050	<0.0050	<0.0050	<0.0050	<0.0050	<0.0050
EX-35-E3-3	3	11/17/2015	<0.050	<0.0050	<0.010	<0.0050	<0.0050	<0.0050	<0.0050	<0.0050	<0.050	<0.020	<0.0050	<0.0050	<0.0050	<0.0050	<0.0050	<0.0050	<0.0050	<0.0050	<0.0050	<0.0050	<0.0050	<0.010	<0.0050	<0.0050	<0.0050	<0.0050	<0.0050	<0.0050	<0.0050	<0.0050	<0.0050	<0.0050	<0.0050	<0.0050	<0.0050	<0.0050
EX-35-E3-6	6	11/17/2015	<0.050	<0.0050	<0.010	<0.0050	<0.0050	<0.0050	<0.0050	<0.0050	<0.050	<0.020	<0.0050	<0.0050	<0.0050	<0.0050	<0.0050	<0.0050	<0.0050	<0.0050	<0.0050	<0.0050	<0.0050	<0.010	<0.0050	<0.0050	<0.0050	<0.0050	<0.0050	<0.0050	<0.0050	<0.0050	<0.0050	<0.0050	<0.0050	<0.0050	<0.0050	<0.0050
EX-35-E3-9	9	11/17/2015	<0.050	<0.0050	<0.010	<0.0050	<0.0050	<0.0050	<0.0050	<0.0050	<0.050	<0.020	<0.0050	<0.0050	<0.0050	<0.0050	<0.0050	<0.0050	<0.0050	<0.0050	<0.0050	<0.0050	<0.0050	<0.010	<0.0050	<0.0050	<0.0050	<0.0050	<0.0050	<0.0050	<0.0050	<0.0050	<0.0050	<0.0050	<0.0050	<0.0050	<0.0050	<0.0050
EX-35-E4-3	3	11/17/2015	<0.050	<0.0050	<0.010	<0.0050	<0.0050	<0.0050	<0.0050	<0.0050	<0.050	<0.020	<0.0050	<0.0050	<0.0050	<0.0050	<0.0050	<0.0050	<0.0050	<0.0050	<0.0050	<0.0050	<0.0050	<0.010	<0.0050	<0.0050	<0.0050	<0.0050	<0.0050	<0.0050	<0.0050	<0.0050	<0.0050	<0.0050	<0.0050	<0.0050	<0.0050	<0.0050
EX-35-E4-6	6	11/17/2015	<0.050	<0.0050	<0.010	<0.0050	<0.0050	<0.0050	<0.0050	<0.0050	<0.050	<0.020	<0.0050	<0.0050	<0.0050	<0.0050	<0.0050	<0.0050	<0.0050	<0.0050	<0.0050	<0.0050	<0.0050	<0.010	<0.0050	<0.0050	<0.0050	<0.0050	<0.0050	<0.0050	<0.0050	<0.0050	<0.0050	<0.0050	<0.0050	<0.0050	<0.0050	<0.0050
EX-35-E4-9	9	11/17/2015	<0.050	<0.0050	<0.010	<0.0050	<0.0050	<0.0050	<0.0050	<0.0050	<0.050	<0.020	<0.0050	<0.0050	<0.0050	<0.0050	<0.0050	<0.0050	<0.0050	<0.0050	<0.0050	<0.0050	<0.0050	<0.010	<0.0050	<0.0050	<0.0050	<0.0050	<0.0050	<0.0050	<0.0050	<0.0050	<0.0050	<0.0050	<0.0050	<0.0050	<0.0050	<0.0050
EX-35-E12-3 (Step-Out)	3	12/3/2015	<0.050	<0.0050	<0.010	<0.0050	<0.0050	<0.0050	<0.0050	<0.0050	<0.050	<0.020	<0.0050	<0.0050	<0.0050	<0.0050	<0.0050	<0.0050	<0.0050	<0.0050	<0.0050	<0.0050	<0.0050	<0.010	<0.0050	<0.0050	<0.0050	<0.0050	<0.0050	<0.0050	<0.0050	<0.0050	<0.0050	<0.0050	<0.0050	<0.0050	<0.0050	<0.0050
EX-35-E12-6	6	12/3/2015	<0.050	<0.0050	<0.010	<0.0050	<0.0050	<0.0050	<0.0050	<0.0050	<0.050	<0.020	<0.0050	<0.0050	<0.0050	<0.0050	<0.0050	<0.0050	<0.0050	<0.0050	<0.0050	<0.0050	<0.0050	<0.010	<0.0050	<0.0050	<0.0050	<0.0050	<0.0050	<0.0050	<0.0050	<0.0050	<0.0050	<0.0050	<0.0050	<0.0050	<0.0050	<0.0050
EX-35-E5-9	9	11/17/2015	<0.050	<0.0050	<0.010	<0.0050	<0.0050	<0.0050	<0.0050	<0.0050	<0.050	<0.020	<0.0050	<0.0050	<0.0050	<0.0050	<0.0050	<0.0050	<0.0050	<0.0050	<0.0050	<0.0050	<0.0050	<0.010	<0.0050	<0.0050	<0.0050	<0.0050	<0.0050	<0.0050	<0.0050	<0.0050	<0.0050	<0.0050	<0.0050	<0.0050	<0.0050	<0.0050
EX-35-E6-3	3	11/17/2015	<0.050	<0.0050	<0.010	<0.0050	<0.0050	<0.0050	<0.0050	<0.0050	<0.050	<0.020	<0.0050	<0.0050	<0.0050	<0.0050	<0.0050	<0.0050	<0.0050	<0.0050	<0.0050	<0.0050	<0.0050	<0.010	<0.0050	<0.0050	<0.0050	<0.0050	<0.0050	<0.0050	<0.0050	<0.0050	<0.0050	<0.0050	<0.0050	<0.0050	<0.0050	<0.0050
EX-35-E6-6	6	11/17/2015	<0.050	<0.0050	<0.010	<0.0050	<0.0050	<0.0050	<0.0050	<0.0050	<0.050	<0.020	<0.0050	<0.0050	<0.0050	<0.0050	<0.0050	<0.0050	<0.0050	<0.0050	<0.0050	<0.0050	<0.0050	<0.010	<0.0050	<0.0050	<0.0050	<0.0050	<0.0050	<0.0050	<0.0050	<0.0050	<0.0050	<0.0050	<0.0050	<0.0050	<0.0050	<0.0050
EX-35-E6-9	9	11/17/2015	<0.050	<0.0050	<0.010	<0.0050	<0.0050	<0.0050	<0.0050	<0.0050	<0.050	<0.020	<0.0050	<0.0050	<0.0050	<0.0050	<0.0050	<0.0050	<0.0050	<0.0050	<0.0050	<0.0050	<0.0050	<0.010	<0.0050	<0.0050	<0.0050	<0.0050	<0.0050	<0.0050	<0.0050	<0.0050	<0.0050	<0.0050	<0.0050	<0.0050	<0.0050	<0.0050
EX-35-E7-3	3	11/17/2015	**0.086**	<0.0050	<0.010	<0.0050	<0.0050	<0.0050	<0.0050	<0.0050	<0.050	<0.020	<0.0050	<0.0050	<0.0050	<0.0050	<0.0050	<0.0050	<0.0050	<0.0050	<0.0050	<0.0050	<0.0050	<0.010	<0.0050	<0.0050	<0.0050	<0.0050	<0.0050	<0.0050	<0.0050	<0.0050	<0.0050	<0.0050	<0.0050	<0.0050	<0.0050	<0.0050
EX-35-E7-6	6	11/17/2015	<0.050	<0.0050	<0.010	<0.0050	<0.0050	<0.0050	<0.0050	<0.0050	<0.050	<0.020	<0.0050	<0.0050	<0.0050	<0.0050	<0.0050	<0.0050	<0.0050	<0.0050	<0.0050	<0.0050	<0.0050	<0.010	<0.0050	<0.0050	<0.0050	<0.0050	<0.0050	<0.0050	<0.0050	<0.0050	<0.0050	<0.0050	<0.0050	<0.0050	<0.0050	<0.0050
EX-35-E7-9	9	11/17/2015	<0.050	<0.0050	<0.010	<0.0050	<0.0050	<0.0050	<0.0050	<0.0050	<0.050	<0.020	<0.0050	<0.0050	<0.0050	<0.0050	<0.0050	<0.0050	<0.0050	<0.0050	<0.0050	<0.0050	<0.0050	<0.010	<0.0050	<0.0050	<0.0050	<0.0050	<0.0050	<0.0050	<0.0050	<0.0050	<0.0050	<0.0050	<0.0050	<0.0050	<0.0050	<0.0050
EX-35-E8-3	3	11/17/2015	<0.050	<0.0050	<0.010	<0.0050	<0.0050	<0.0050	<0.0050	<0.0050	<0.050	<0.020	<0.0050	<0.0050	<0.0050	<0.0050	<0.0050	<0.0050	<0.0050	<0.0050	<0.0050	<0.0050	<0.0050	<0.010	<0.0050	<0.0050	<0.0050	<0.0050	<0.0050	<0.0050	<0.0050	<0.0050	<0.0050	<0.0050	<0.0050	<0.0050	<0.0050	<0.0050
EX-35-E8-6	6	11/17/2015	<0.050	<0.0050	<0.010	<0.0050	<0.0050	<0.0050	<0.0050	<0.0050	<0.050	<0.020	<0.0050	<0.0050	<0.0050	<0.0050	<0.0050	<0.0050	<0.0050	<0.0050	<0.0050	<0.0050	<0.0050	<0.010	<0.0050	<0.0050	<0.0050	<0.0050	<0.0050	<0.0050	<0.0050	<0.0050	<0.0050	<0.0050	<0.0050	<0.0050	<0.0050	<0.0050
EX-35-E8-9	9	11/17/2015	<0.050	<0.0050	<0.010	<0.0050	<0.0050	<0.0050	<0.0050	<0.0050	<0.050	<0.020	<0.0050	<0.0050	<0.0050	<0.0050	<0.0050	<0.0050	<0.0050	<0.0050	<0.0050	<0.0050	<0.0050	<0.010	<0.0050	<0.0050	<0.0050	<0.0050	<0.0050	<0.0050	<0.0050	<0.0050	<0.0050	<0.0050	<0.0050	<0.0050	<0.0050	<0.0050
EX-35-E9-3	3	11/17/2015	<0.050	<0.0050	<0.010	<0.0050	<0.0050	<0.0050	<0.0050	<0.0050	<0.050	<0.020	<0.0050	<0.0050	<0.0050	<0.0050	<0.0050	<0.0050	<0.

TABLE A-2
ANALYTICAL RESULTS FOR VOCs IN SOIL (0 TO 10 FEET BGS)
Defense Fuel Support Point Norwalk
15306 Norwalk Boulevard, Norwalk, California

Sample ID	Sample Depth	Date Sampled	2,2-Dichloropropane (mg/kg)	1,1-Dichloropropylene (mg/kg)	trans-1,3-Dichloropropylene (mg/kg)	cis-1,3-Dichloropropylene (mg/kg)	Diisopropyl ether (DIPE) (mg/kg)	Ethylbenzene (mg/kg)	Ethyl-tert-Butyl Ether (ETBE) (mg/kg)	Hexachlorobutadiene (mg/kg)	2-Hexanone (MBK) (mg/kg)	Isopropylbenzene (mg/kg)	4-Isopropyltoluene (mg/kg)	4-Methyl-2-pentanone (MIBK) (mg/kg)	Methylene Chloride (mg/kg)	Methyl-tert-Butyl Ether (MTBE) (mg/kg)	Naphthalene (mg/kg)	n-Propylbenzene (mg/kg)	Styrene (mg/kg)	1,1,1,2-Tetrachloroethane (mg/kg)	1,1,2,2-Tetrachloroethane (mg/kg)	Tetrachloroethylene (PCE) (mg/kg)	Toluene (mg/kg)	1,1,2-Trichloro-1,2,2-trifluoroethane (R113) (mg/kg)	1,2,3-Trichlorobenzene (mg/kg)	1,2,4-Trichlorobenzene (mg/kg)	1,1,1-Trichloroethane (mg/kg)	1,1,2-Trichloroethane (mg/kg)	Trichloroethylene (TCE) (mg/kg)	Trichlorofluoromethane (R11) (mg/kg)	1,2,3-Trichloropropane (mg/kg)	1,2,4-Trimethylbenzene (mg/kg)	1,3,5-Trimethylbenzene (mg/kg)	Vinyl chloride (mg/kg)	o-Xylene (mg/kg)	m,p-Xylenes (mg/kg)	Gasoline Range Organics (GRO) (mg/kg)
RWQCB Site-Specific Soil Cleanup Goal (0.5 ft below ground surface)			**0.005**	**0.005**	**0.005**	**0.005**	**0.424**	**1.44**	**0.005**	**0.01**	**0.05**	**4.78**	**0.005**	**0.05**	**0.05**	**0.005**	**0.231**	**1.87**	**0.399**	**0.005**	**0.005**	**0.005**	**0.444**	**0.005**	**0.005**	**0.005**	**0.005**	**0.005**	**0.005**	**0.005**	**0.005**	**1.8**	**1.77**	**0.005**	**---**	**---**	**500**
RWQCB Site-Specific Soil Cleanup Goal (5 ft below ground surface)			**0.005**	**0.005**	**0.005**	**0.005**	**0.212**	**1.07**	**0.005**	**0.01**	**0.05**	**0.303**	**0.005**	**0.05**	**0.05**	**0.005**	**0.012**	**0.114**	**0.03**	**0.005**	**0.005**	**0.005**	**0.356**	**0.005**	**0.005**	**0.005**	**0.005**	**0.005**	**0.005**	**0.005**	**0.005**	**0.12**	**0.118**	**0.005**	**---**	**---**	**100**
EX-35-W2-6	6	10/20/2015	<0.0050	<0.0050	<0.0050	<0.0050	<0.0050	<0.0020	<0.0050	<0.010	<0.050	<0.0050	<0.0050	<0.050	<0.050	<0.0050	<0.010	<0.0050	<0.0050	<0.0050	<0.0050	<0.0050	<0.0020	<0.0050	<0.0050	<0.0050	<0.0050	<0.0050	<0.0050	<0.0050	<0.0050	<0.0050	<0.0050	<0.0050	<0.0020	<0.0020	<0.50
EX-35-W2-9	9	10/20/2015	<0.0050	<0.0050	<0.0050	<0.0050	<0.0050	<0.0020	<0.0050	<0.010	<0.050	<0.0050	<0.0050	<0.050	<0.050	<0.0050	<0.010	<0.0050	<0.0050	<0.0050	<0.0050	<0.0050	<0.0020	<0.0050	<0.0050	<0.0050	<0.0050	<0.0050	<0.0050	<0.0050	<0.0050	<0.0050	<0.0050	<0.0050	<0.0020	<0.0020	<0.50
EX-35-W3-3	3	10/20/2015	<0.0050	<0.0050	<0.0050	<0.0050	<0.0050	<0.0020	<0.0050	<0.010	<0.050	<0.0050	<0.0050	<0.050	<0.050	<0.0050	<0.010	<0.0050	<0.0050	<0.0050	<0.0050	<0.0050	<0.0020	<0.0050	<0.0050	<0.0050	<0.0050	<0.0050	<0.0050	<0.0050	<0.0050	<0.0050	<0.0050	<0.0050	<0.0020	<0.0020	<0.50
EX-35-W3-6	6	10/20/2015	<0.0050	<0.0050	<0.0050	<0.0050	<0.0050	<0.0020	<0.0050	<0.010	<0.050	<0.0050	<0.0050	<0.050	<0.050	<0.0050	<0.010	<0.0050	<0.0050	<0.0050	<0.0050	<0.0050	<0.0020	<0.0050	<0.0050	<0.0050	<0.0050	<0.0050	<0.0050	<0.0050	<0.0050	<0.0050	<0.0050	<0.0050	<0.0020	<0.0020	<0.50
EX-35-W3-9	9	10/20/2015	<0.0050	<0.0050	<0.0050	<0.0050	<0.0050	<0.0020	<0.0050	<0.010	<0.050	<0.0050	<0.0050	<0.050	<0.050	<0.0050	<0.010	<0.0050	<0.0050	<0.0050	<0.0050	<0.0050	<0.0020	<0.0050	<0.0050	<0.0050	<0.0050	<0.0050	<0.0050	<0.0050	<0.0050	<0.0050	<0.0050	<0.0050	<0.0020	<0.0020	<0.50
EX-35-W4-3	3	10/20/2015	<0.0050	<0.0050	<0.0050	<0.0050	<0.0050	<0.0020	<0.0050	<0.010	<0.050	<0.0050	<0.0050	<0.050	<0.050	<0.0050	<0.010	<0.0050	<0.0050	<0.0050	<0.0050	<0.0050	<0.0020	<0.0050	<0.0050	<0.0050	<0.0050	<0.0050	<0.0050	<0.0050	<0.0050	<0.0050	<0.0050	<0.0050	<0.0020	<0.0020	<0.50
EX-35-W4-6	6	10/20/2015	<0.0050	<0.0050	<0.0050	<0.0050	<0.0050	<0.0020	<0.0050	<0.010	<0.050	<0.0050	<0.0050	<0.050	<0.050	<0.0050	<0.010	<0.0050	<0.0050	<0.0050	<0.0050	<0.0050	<0.0020	<0.0050	<0.0050	<0.0050	<0.0050	<0.0050	<0.0050	<0.0050	<0.0050	<0.0050	<0.0050	<0.0050	<0.0020	<0.0020	<0.50
EX-35-W4-9	9	10/20/2015	<0.0050	<0.0050	<0.0050	<0.0050	<0.0050	<0.0020	<0.0050	<0.010	<0.050	<0.0050	<0.0050	<0.050	<0.050	<0.0050	<0.010	<0.0050	<0.0050	<0.0050	<0.0050	<0.0050	<0.0020	<0.0050	<0.0050	<0.0050	<0.0050	<0.0050	<0.0050	<0.0050	<0.0050	<0.0050	<0.0050	<0.0050	<0.0020	<0.0020	<0.50
EX-35-W5-3	3	10/20/2015	<0.0050	<0.0050	<0.0050	<0.0050	<0.0050	<0.0020	<0.0050	<0.010	<0.050	<0.0050	<0.0050	<0.050	<0.050	<0.0050	<0.010	<0.0050	<0.0050	<0.0050	<0.0050	<0.0050	<0.0020	<0.0050	<0.0050	<0.0050	<0.0050	<0.0050	<0.0050	<0.0050	<0.0050	<0.0050	<0.0050	<0.0050	<0.0020	<0.0020	<0.50
EX-35-W5-6	6	10/20/2015	<0.0050	<0.0050	<0.0050	<0.0050	<0.0050	<0.0020	<0.0050	<0.010	<0.050	<0.0050	<0.0050	<0.050	<0.050	<0.0050	<0.010	<0.0050	<0.0050	<0.0050	<0.0050	<0.0050	<0.0020	<0.0050	<0.0050	<0.0050	<0.0050	<0.0050	<0.0050	<0.0050	<0.0050	<0.0050	<0.0050	<0.0050	<0.0020	<0.0020	<0.50
EX-35-W5-9	9	10/20/2015	<0.0050	<0.0050	<0.0050	<0.0050	<0.0050	<0.0020	<0.0050	<0.010	<0.050	<0.0050	<0.0050	<0.050	<0.050	<0.0050	<0.010	<0.0050	<0.0050	<0.0050	<0.0050	<0.0050	<0.0020	<0.0050	<0.0050	<0.0050	<0.0050	<0.0050	<0.0050	<0.0050	<0.0050	<0.0050	<0.0050	<0.0050	<0.0020	<0.0020	<0.50
EX-35-W6-3	3	10/20/2015	<0.0050	<0.0050	<0.0050	<0.0050	<0.0050	<0.0020	<0.0050	<0.010	<0.050	<0.0050	<0.0050	<0.050	<0.050	<0.0050	<0.010	<0.0050	<0.0050	<0.0050	<0.0050	<0.0050	<0.0020	<0.0050	<0.0050	<0.0050	<0.0050	<0.0050	<0.0050	<0.0050	<0.0050	<0.0050	<0.0050	<0.0050	<0.0020	<0.0020	<0.50
EX-35-W6-6	6	10/20/2015	<0.0050	<0.0050	<0.0050	<0.0050	<0.0050	<0.0020	<0.0050	<0.010	<0.050	<0.0050	<0.0050	<0.050	<0.050	<0.0050	<0.010	<0.0050	<0.0050	<0.0050	<0.0050	<0.0050	<0.0020	<0.0050	<0.0050	<0.0050	<0.0050	<0.0050	<0.0050	<0.0050	<0.0050	<0.0050	<0.0050	<0.0050	<0.0020	<0.0020	<0.50
EX-35-W6-9	9	10/20/2015	<0.0050	<0.0050	<0.0050	<0.0050	<0.0050	<0.0020	<0.0050	<0.010	<0.050	<0.0050	<0.0050	<0.050	<0.050	<0.0050	<0.010	<0.0050	<0.0050	<0.0050	<0.0050	<0.0050	<0.0020	<0.0050	<0.0050	<0.0050	<0.0050	<0.0050	<0.0050	<0.0050	<0.0050	<0.0050	<0.0050	<0.0050	<0.0020	<0.0020	<0.50
EX-35-W7-3	3	10/20/2015	<0.0050	<0.0050	<0.0050	<0.0050	<0.0050	<0.0020	<0.0050	<0.010	<0.050	<0.0050	<0.0050	<0.050	<0.050	<0.0050	<0.010	<0.0050	<0.0050	<0.0050	<0.0050	<0.0050	<0.0020	<0.0050	<0.0050	<0.0050	<0.0050	<0.0050	<0.0050	<0.0050	<0.0050	<0.0050	<0.0050	<0.0050	<0.0020	<0.0020	<0.50
EX-35-W7-6	6	10/20/2015	<0.0050	<0.0050	<0.0050	<0.0050	<0.0050	<0.0020	<0.0050	<0.010	<0.050	<0.0050	<0.0050	<0.050	<0.050	<0.0050	<0.010	<0.0050	<0.0050	<0.0050	<0.0050	<0.0050	<0.0020	<0.0050	<0.0050	<0.0050	<0.0050	<0.0050	<0.0050	<0.0050	<0.0050	<0.0050	<0.0050	<0.0050	<0.0020	<0.0020	<0.50
EX-35-W7-9	9	10/20/2015	<0.0050	<0.0050	<0.0050	<0.0050	<0.0050	<0.0020	<0.0050	<0.010	<0.050	<0.0050	<0.0050	<0.050	<0.050	<0.0050	<0.010	<0.0050	<0.0050	<0.0050	<0.0050	<0.0050	<0.0020	<0.0050	<0.0050	<0.0050	<0.0050	<0.0050	<0.0050	<0.0050	<0.0050	<0.0050	<0.0050	<0.0050	<0.0020	<0.0020	<0.50
EX-35-W8-3	3	10/20/2015	<0.0050	<0.0050	<0.0050	<0.0050	<0.0050	<0.0020	<0.0050	<0.010	<0.050	<0.0050	<0.0050	<0.050	<0.050	<0.0050	<0.010	<0.0050	<0.0050	<0.0050	<0.0050	<0.0050	<0.0020	<0.0050	<0.0050	<0.0050	<0.0050	<0.0050	<0.0050	<0.0050	<0.0050	<0.0050	<0.0050	<0.0050	<0.0020	<0.0020	<0.50
EX-35-W8-6	6	10/20/2015	<0.0050	<0.0050	<0.0050	<0.0050	<0.0050	<0.0020	<0.0050	<0.010	<0.050	<0.0050	<0.0050	<0.050	<0.050	<0.0050	<0.010	<0.0050	<0.0050	<0.0050	<0.0050	<0.0050	<0.0020	<0.0050	<0.0050	<0.0050	<0.0050	<0.0050	<0.0050	<0.0050	<0.0050	<0.0050	<0.0050	<0.0050	<0.0020	<0.0020	<0.50
EX-35-W8-9	9	10/20/2015	<0.0050	<0.0050	<0.0050	<0.0050	<0.0050	<0.0020	<0.0050	<0.010	<0.050	<0.0050	<0.0050	<0.050	<0.050	<0.0050	<0.010	<0.0050	<0.0050	<0.0050	<0.0050	<0.0050	<0.0020	<0.0050	<0.0050	<0.0050	<0.0050	<0.0050	<0.0050	<0.0050	<0.0050	<0.0050	<0.0050	<0.0050	<0.0020	<0.0020	<0.50
EX-35-W9-3	3	10/20/2015	<0.0050	<0.0050	<0.0050	<0.0050	<0.0050	<0.0020	<0.0050	<0.010	<0.050	<0.0050	<0.0050	<0.050	<0.050	<0.0050	<0.010	<0.0050	<0.0050	<0.0050	<0.0050	<0.0050	**0.0031**	<0.0050	<0.0050	<0.0050	<0.0050	<0.0050	<0.0050	<0.0050	<0.0050	<0.0050	<0.0050	<0.0050	<0.0020	<0.0020	<0.50
EX-35-W9-6	6	10/20/2015	<0.0050	<0.0050	<0.0050	<0.0050	<0.0050	<0.0020	<0.0050	<0.010	<0.050	<0.0050	<0.0050	<0.050	<0.050	<0.0050	<0.010	<0.0050	<0.0050	<0.0050	<0.0050	<0.0050	<0.0020	<0.0050	<0.0050	<0.0050	<0.0050	<0.0050	<0.0050	<0.0050	<0.0050	<0.0050	<0.0050	<0.0050	<0.0020	<0.0020	<0.50
EX-35-W9-9	9	10/20/2015	<0.0050	<0.0050	<0.0050	<0.0050	<0.0050	<0.0020	<0.0050	<0.010	<0.050	<0.0050	<0.0050	<0.050	<0.050	<0.0050	<0.010	<0.0050	<0.0050	<0.0050	<0.0050	<0.0050	<0.0020	<0.0050	<0.0050	<0.0050	<0.0050	<0.0050	<0.0050	<0.0050	<0.0050	<0.0050	<0.0050	<0.0050	<0.0020	<0.0020	<0.50
EX-35-E10-3	3	11/17/2015	<0.0050	<0.0050	<0.0050	<0.0050	<0.0050	<0.0020	<0.0050	<0.010	<0.050	<0.0050	<0.0050	<0.050	<0.050	<0.0050	<0.010	<0.0050	<0.0050	<0.0050	<0.0050	<0.0050	<0.0020	<0.0050	<0.0050	<0.0050	<0.0050	<0.0050	<0.0050	<0.0050	<0.0050	<0.0050	<0.0050	<0.0050	<0.0020	<0.0020	<0.50
EX-35-E10-6	6	11/17/2015	<0.0050	<0.0050	<0.0050	<0.0050	<0.0050	<0.0020	<0.0050	<0.010	<0.050	<0.0050	<0.0050	<0.050	<0.050	<0.0050	<0.010	<0.0050	<0.0050	<0.0050	<0.0050	<0.0050	<0.0020	<0.0050	<0.0050	<0.0050	<0.0050	<0.0050	<0.0050	<0.0050	<0.0050	<0.0050	<0.0050	<0.0050	<0.0020	<0.0020	<0.50
EX-35-E10-9	9	11/17/2015	<0.0050	<0.0050	<0.0050	<0.0050	<0.0050	<0.0020	<0.0050	<0.010	<0.050	<0.0050	<0.0050	<0.050	<0.050	<0.0050	<0.010	<0.0050	<0.0050	<0.0050	<0.0050	<0.0050	<0.0020	<0.0050	<0.0050	<0.0050	<0.0050	<0.0050	<0.0050	<0.0050	<0.0050	<0.0050	<0.0050	<0.0050	<0.0020	<0.0020	<0.50
EX-35-E11-3	3	11/17/2015	<0.0050	<0.0050	<0.0050	<0.0050	<0.0050	<0.0020	<0.0050	<0.010	<0.050	<0.0050	<0.0050	<0.050	<0.050	<0.0050	<0.010	<0.0050	<0.0050	<0.0050	<0.0050	<0.0050	<0.0020	<0.0050	<0.0050	<0.0050	<0.0050	<0.0050	<0.0050	<0.0050	<0.0050	<0.0050	<0.0050	<0.0050	<0.0020	<0.0020	<0.50
EX-35-E11-6	6	11/17/2015	<0.0050	<0.0050	<0.0050	<0.0050	<0.0050	<0.0020	<0.0050	<0.010	<0.050	<0.0050	<0.0050	<0.050	<0.050	<0.0050	<0.010	<0.0050	<0.0050	<0.0050	<0.0050	<0.0050	<0.0020	<0.0050	<0.0050	<0.0050	<0.0050	<0.0050	<0.0050	<0.0050	<0.0050	<0.0050	<0.0050	<0.0050	<0.0020	<0.0020	<0.50
EX-35-E11-9	9	11/17/2015	<0.0050	<0.0050	<0.0050	<0.0050	<0.0050	<0.0020	<0.0050	<0.010	<0.050	<0.0050	<0.0050	<0.050	<0.050	<0.0050	<0.010	<0.0050	<0.0050	<0.0050	<0.0050	<0.0050	<0.0020	<0.0050	<0.0050	<0.0050	<0.0050	<0.0050	<0.0050	<0.0050	<0.0050	<0.0050	<0.0050	<0.0050	<0.0020	<0.0020	<0.50
EX-35-E1-3	3	11/17/2015	<0.0050	<0.0050	<0.0050	<0.0050	<0.0050	<0.0020	<0.0050	<0.010	<0.050	<0.0050	<0.0050	<0.050	<0.050	<0.0050	<0.010	<0.0050	<0.0050	<0.0050	<0.0050	<0.0050	**0.0042**	<0.0050	<0.0050	<0.0050	<0.0050	<0.0050	<0.0050	<0.0050	<0.0050	<0.0050	<0.0050	<0.0050	<0.0020	<0.0020	<0.50
EX-35-E1-6	6	11/17/2015	<0.0050	<0.0050	<0.0050	<0.0050	<0.0050	<0.0020	<0.0050	<0.010	<0.050	<0.0050	<0.0050	<0.050	<0.050	<0.0050	<0.010	<0.0050	<0.0050	<0.0050	<0.0050	<0.0050	<0.0020	<0.0050	<0.0050	<0.0050	<0.0050	<0.0050	<0.0050	<0.0050	<0.0050	<0.0050	<0.0050	<0.0050	<0.0020	<0.0020	<0.50
EX-35-E1-9	9	11/17/2015	<0.0050	<0.0050	<0.0050	<0.0050	<0.0050	<0.0020	<0.0050	<0.010	<0.050	<0.0050	<0.0050	<0.050	<0.050	<0.0050	<0.010	<0.0050	<0.0050	<0.0050	<0.0050	<0.0050	<0.0020	<0.0050	<0.0050	<0.0050	<0.0050	<0.0050	<0.0050	<0.0050	<0.0050	<0.0050	<0.0050	<0.0050	<0.0020	<0.0020	<0.50
EX-35-E2-3	3	11/17/2015	<0.0050	<0.0050	<0.0050	<0.0050	<0.0050	<0.0020	<0.0050	<0.010	<0.050	<0.0050	<0.0050	<0.050	<0.050	<0.0050	<0.010	<0.0050	<0.0050	<0.0050	<0.0050	<0.0050	**0.0030**	<0.0050	<0.0050	<0.0050	<0.0050	<0.0050	<0.0050	<0.0050	<0.0050	<0.0050	<0.0050	<0.0050	<0.0020	<0.0020	<0.50
EX-35-E2-6	6	11/17/2015	<0.0050	<0.0050	<0.0050	<0.0050	<0.0050	<0.0020	<0.0050	<0.010	<0.050	<0.0050	<0.0050	<0.050	<0.050	<0.0050	<0.010	<0.0050	<0.0050	<0.0050	<0.0050	<0.0050	<0.0020	<0.0050	<0.0050	<0.0050	<0.0050	<0.0050	<0.0050	<0.0050	<0.0050	<0.0050	<0.0050	<0.0050	<0.0020	<0.0020	<0.50
EX-35-E2-9	9	11/17/2015	<0.0050	<0.0050	<0.0050	<0.0050	<0.0050	<0.0020	<0.0050	<0.010	<0.050	<0.0050	<0.0050	<0.050	<0.050	<0.0050	<0.010	<0.0050	<0.0050	<0.0050	<0.0050	<0.0050	<0.0020	<0.0050	<0.0050	<0.0050	<0.0050	<0.0050	<0.0050	<0.0050	<0.0050	<0.0050	<0.0050	<0.0050	<0.0020	<0.0020	<0.50
EX-35-E3-3	3	11/17/2015	<0.0050	<0.0050	<0.0050	<0.0050	<0.0050	<0.0020	<0.0050	<0.010	<0.050	<0.0050	<0.0050	<0.050	<0.050	<0.0050	<0.010	<0.0050	<0.0050	<0.0050	<0.0050	<0.0050	**0.0020**	<0.0050	<0.0050	<0.0050	<0.0050	<0.0050	<0.0050	<0.0050	<0.0050	<0.0050	<0.0050	<0.0050	<0.0020	**0.0035**	<0.50
EX-35-E3-6	6	11/17/2015	<0.0050	<0.0050	<0.0050	<0.0050	<0.0050	<0.0020	<0.0050	<0.010	<0.050	<0.0050	<0.0050	<0.050	<0.050	<0.0050	<0.010	<0.0050	<0.0050	<0.0050	<0.0050	<0.0050	**0.0025**	<0.0050	<0.0050	<0.0050	<0.0050	<0.0050	<0.0050	<0.0050	<0.0050	<0.0050	<0.0050	<0.0050	**0.0071**	**0.019**	<0.50
EX-35-E3-9	9	11/17/2015	<0.0050	<0.0050	<0.0050	<0.0050	<0.0050	<0.0020	<0.0050	<0.010	<0.050	<0.0050	<0.0050	<0.050	<0.050	<0.0050	<0.010	<0.0050	<0.0050	<0.0050	<0.0050	<0.0050	<0.0020	<0.0050	<0.0050	<0.0050	<0.0050	<0.0050	<0.0050	<0.0050	<0.0050	<0.0050	<0.0050	<0.0050	**0.0060**	**0.017**	<0.50
EX-35-E4-3	3	11/17/2015	<0.0050	<0.0050	<0.0050	<0.0050	<0.0050	**0.0022**	<0.0050	<0.010	<0.050	<0.0050	<0.0050	<0.050	<0.050	<0.0050	<0.010	<0.0050	<0.0050	<0.0050	<0.0050	<0.0050	**0.0073**	<0.0050	<0.0050	<0.0050	<0.0050	<0.0050	<0.0050	<0.0050	<0.0050	<0.0050	<0.0050	<0.0050	**0.0043**	**0.011**	<0.50
EX-35-E4-6	6	11/17/2015	<0.0050	<0.0050	<0.0050	<0.0050	<0.0050	<0.0020	<0.0050	<0.010	<0.050	<0.0050	<0.0050	<0.050	<0.050	<0.0050	<0.010	<0.0050	<0.0050	<0.0050	<0.0050	<0.0050	**0.0026**	<0.0050	<0.0050	<0.0050	<0.0050	<0.0050	<0.0050	<0.0050	<0.0050	**0.0056**	<0.0050	<0.0050	**0.0082**	**0.022**	**0.66**
EX-35-E4-9	9	11/17/2015	<0.0050	<0.0050	<0.0050	<0.0050	<0.0050	**0.0020**	<0.0050	<0.010	<0.050	<0.0050	<0.0050	<0.050	<0.050	<0.0050	<0.010	<0.0050	<0.0050	<0.0050	<0.0050	<0.0050	**0.0022**	<0.0050	<0.0050	<0.0050	<0.0050	<0.0050	<0.0050	<0.0050	<0.0050	**0.0053**	<0.0050	<0.0050	**0.0089**	**0.024**	<0.50
EX-35-E12-3 (Step-Out)	3	12/3/2015	<0.0050	<0.0050	<0.0050	<0.0050	<0.0050	<0.0020	<0.0050	<0.010	<0.050	<0.0050	<0.0050	<0.050	<0.050	<0.0050	<0.010	<0.0050	<0.0050	<0.0050	<0.0050	<0.0050	**0.0058**	<0.0050	<0.0050	<0.0050	<0.0050	<0.0050	<0.0050	<0.0050	<0.0050	<0.0050	<0.0050	<0.0050	<0.0020	**0.0022**	<0.50
EX-35-E12-6	6	12/3/2015	<0.0050	<0.0050	<0.0050	<0.0050	<0.0050	<0.0020	<0.0050	<0.010	<0.050	<0.0050	<0.0050	<0.050	<0.050	<0.0050	<0.010	<0.0050	<0.0050	<0.0050	<0.0050	<0.0050	<0.0020	<0.0050	<0.0050	<0.0050	<0.0050	<0.0050	<0.0050	<0.0050	<0.0050	<0.0050	<0.0050	<0.0050	<0.0020	<0.0020	<0.50
EX-35-E5-9	9	11/17/2015	<0.0050	<0.0050	<0.0050	<0.0050	<0.0050	<0.0020	<0.0050	<0.010	<0.050	<0.0050	<0.0050	<0.050	<0.050	<0.0050	<0.010	<0.0050	<0.0050	<0.0050	<0.0050	<0.0050	<0.0020	<0.0050	<0.0050	<0.0050	<0.0050	<0.0050	<0.0050	<0.0050	<0.0050	<0.0050	<0.0050	<0.0050	**0.0076**	**0.021**	**0.61**
EX-35-E6-3	3	11/17/2015	<0.0050	<0.0050	<0.0050	<0.0050	<0.0050	<0.0020	<0.0050	<0.010	<0.050	<0.0050	<0.0050	<0.050	<0.050	<0.0050	<0.010	<0.0050	<0.0050	<0.0050	<0.0050	<0.0050	**0.0022**	<0.0050	<0.0050	<0.0050	<0.0050	<0.0050	<0.0050	<0.0050	<0.0050	<0.0050	<0.0050	<0.0050	**0.0025**	**0.0061**	<0.50
EX-35-E6-6	6	11/17/2015	<0.0050	<0.0050	<0.0050	<0.0050	<0.0050	<0.0020	<0.0050	<0.010	<0.050	<0.0050	<0.0050	<0.050	<0.050	<0.0050	<0.010	<0.0050	<0.0050	<0.0050	<0.0050	<0.0050	**0.0038**	<0.0050	<0.0050	<0.0050	<0.0050	<0.0050	<0.0050	<0.0050	<0.0050	<0.0050	<0.0050	<0.0050	**0.0060**	**0.017**	<0.50
EX-35-E6-9	9	11/17/2015	<0.0050	<0.0050	<0.0050	<0.0050	<0.0050	<0.0020	<0.0050	<0.010	<0.050	<0.0050	<0.0050	<0.050	<0.050	<0.0050	<0.010	<0.0050	<0.0050	<0.0050	<0.0050	<0.0050	**0.0022**	<0.0050	<0.0050	<0.0050	<0.0050	<0.0050	<0.0050	<0.0050	<0.0050	**0.0053**	<0.0050	<0.0050	**0.0087**	**0.023**	**0.61**
EX-35-E7-3	3	11/17/2015	<0.0050	<0.0050	<0.0050	<0.0050	<0.0050	<0.0020	<0.0050	<0.010	<0.050	<0.0050	<0.0050	<0.050	<0.050	<0.0050	<0.010	<0.0050	<0.0050	<0.0050	<0.0050	<0.0050	<0.0020	<0.0050	<0.0050	<0.0050	<0.0050	<0.0050	<0.0050	<0.0050	<0.0050	<0.0050	<0.0050	<0.0050	**0.0070**	**0.019**	<0.50
EX-35-E7-6	6	11/17/2015	<0.0050	<0.0050	<0.0050	<0.0050	<0.0050	<0.0020	<0.0050	<0.010	<0.050	<0.0050	<0.0050	<0.050	<0.050	<0.0050	<0.010	<0.0050	<0.0050	<0.0050	<0.0050	<0.0050	<0.0020	<0.0050	<0.0050	<0.0050	<0.0050	<0.0050	<0.0050	<0.0050	<0.0050	<0.0050	<0.0050	<0.0050	**0.0072**	**0.020**	<0.50
EX-35-E7-9	9	11/17/2015	<0.0050	<0.0050	<0.0050	<0.0050	<0.0050	<0.0020	<0.0050	<0.010	<0.050	<0.0050	<0.0050	<0.050	<0.050	<0.0050	<0.010	<0.0050	<0.0050	<0.0050	<0.0050	<0.0050	<0.0020	<0.0050	<0.0050	<0.0050	<0.0050	<0.0050	<0.0050	<0.0050	<0.0050	**0.0050**	<0.0050	<0.0050	**0.0075**	**0.021**	<0.50
EX-35-E8-3	3	11/17/2015	<0.0050	<0.0050	<0.0050	<0.0050	<0.0050	<0.0020	<0.0050	<0.010	<0.050	<0.0050	<0.0050	<0.050	<0.050	<0.0050	<0.010	<0.0050	<0.0050	<0.0050	<0.0050	<0.0050	<0.0020	<0.0050	<0.0050	<0.0050	<0.0050	<0.0050	<0.0050	<0.0050	<0.0050	<0.0050	<0.0050	<0.0050	<0.0020	**0.003**	<0.50
EX-35-E8-6	6	11/17/2015	<0.0050	<0.0050	<0.0050	<0.0050	<0.0050	**0.0021**	<0.0050	<0.010	<0.050	<0.0050	<0.0050	<0.050	<0.050	<0.0050	<0.010	<0.0050	<0.0050	<0.0050	<0.0050	<0.0050	<0.0020	<0.0050	<0.0050	<0.0050	<0.0050	<0.0050	<0.0050	<0.0050	<0.0050	<0.0050	<0.0050	<0.0050	<0.0020	<0.0020	<0.50
EX-35-E8-9	9	11/17/2015	<0.0050	<0.0050	<0.0050	<0.0050	<0.0050	<0.0020	<0.0050	<0.010	<0.050	<0.0050	<0.0050	<0.050	<0.050	<0.0050	<0.010	<0.0050	<0.0050	<0.0050	<0.0050	<0.0050	<0.0020	<0.0050	<0.0050	<0.0050	<0.0050	<0.0050	<0.0050	<0.0050	<0.0050	<0.0050	<0.0050	<0.0050	<0.0020	<0.0020	<0.50
EX-35-E9-3	3	11/17/2015	<0.0050	<0.0050	<0.0050	<0.0050	<0.0050	<0.0020	<0.0050	<0.010	<0.050	<0.0050	<0.0050	<0.050	<0.050	<0.0050	<0.010	<0.0050	<0.0050	<0.0050	<0.0050	<0.0050	<0.0020	<0.0050	<0.0050	<0.0050	<0.0050	<0.0050	<0.0050	<0.0050	<0.0050	<0.0050	<0.0050	<0.0050	<0.0020	**0.0033**	<0.50
EX-35-E9-6	6	11/17/2015	<0.0050	<0.0050	<0.0050	<0.0050	<0.0050	**0.0027**	<0.0050	<0.010	<0.050	<0.0050	<0.0050	<0.050	<0.050	<0.0050	<0.010	<0.0050	<0.0050	<0.0050	<0.0050	<0.0050	<0.0020	<0.0050	<0.0050	<0.0050	<0.0050	<0.0050	<0.0050	<0.0050	<0.0050	<0.0050	<0.0050	<0.0050	<0.0020	<0.0020	<0.50

TABLE A-2
ANALYTICAL RESULTS FOR VOCs IN SOIL (0 TO 10 FEET BGS)
Defense Fuel Support Point Norwalk
15306 Norwalk Boulevard, Norwalk, California

Sample ID	Sample Depth	Date Sampled	Acetone (mg/kg)	tert-Amyl Methyl Ether (TAME) (mg/kg)	Benzene (mg/kg)	Bromobenzene (mg/kg)	Bromochloromethane (mg/kg)	Bromodichloromethane (mg/kg)	Bromoform (mg/kg)	Bromomethane (mg/kg)	2-Butanone (MEK) (mg/kg)	tert-Butyl alcohol (TBA) (mg/kg)	sec-Butylbenzene (mg/kg)	tert-Butylbenzene (mg/kg)	n-Butylbenzene (mg/kg)	Carbon Disulfide (mg/kg)	Carbon Tetrachloride (mg/kg)	Chlorobenzene (mg/kg)	Chloroethane (mg/kg)	Chloroform (mg/kg)	Chloromethane (mg/kg)	2-Chlorotoluene (mg/kg)	4-Chlorotoluene (mg/kg)	1,2-Dibromo-3-chloropropane (mg/kg)	Dibromochloromethane (mg/kg)	1,2-Dibromoethane (EDB) (mg/kg)	Dibromomethane (mg/kg)	1,2-Dichlorobenzene (mg/kg)	1,3-Dichlorobenzene (mg/kg)	1,4-Dichlorobenzene (mg/kg)	Dichlorodifluoromethane (R12) (mg/kg)	1,1-Dichloroethane (mg/kg)	1,2-Dichloroethane (EDC) (mg/kg)	trans-1,2-Dichloroethylene (mg/kg)	cis-1,2-Dichloroethylene (mg/kg)	1,1-Dichloroethylene (mg/kg)	1,2-Dichloropropane (mg/kg)	1,3-Dichloropropane (mg/kg)
RWQCB Site-Specific Soil Cleanup Goal (0.5 ft below ground surface)			**0.994**	**0.005**	**0.013**	**0.005**	**0.005**	**0.005**	**0.005**	**0.005**	**0.05**	**0.02**	**2.22**	**1.78**	**3.4**	**0.046**	**0.005**	**0.005**	**0.005**	**0.005**	**0.005**	**0.005**	**0.005**	**0.01**	**0.005**	**0.005**	**0.005**	**0.005**	**0.005**	**0.005**	**0.005**	**0.005**	**0.005**	**0.005**	**0.005**	**0.005**	**0.005**	**0.005**
RWQCB Site-Specific Soil Cleanup Goal (5 ft below ground surface)			**1.28**	**0.005**	**0.011**	**0.005**	**0.005**	**0.005**	**0.005**	**0.005**	**0.05**	**0.02**	**0.129**	**0.11**	**0.179**	**0.023**	**0.005**	**0.005**	**0.005**	**0.005**	**0.005**	**0.005**	**0.005**	**0.01**	**0.005**	**0.005**	**0.005**	**0.005**	**0.005**	**0.005**	**0.005**	**0.005**	**0.005**	**0.005**	**0.005**	**0.005**	**0.005**	**0.005**
EX-35-S11-6	6	11/17/2015	<0.050	<0.0050	<0.010	<0.0050	<0.0050	<0.0050	<0.0050	<0.0050	<0.050	<0.020	<0.0050	<0.0050	<0.0050	<0.0050	<0.0050	<0.0050	<0.0050	<0.0050	<0.0050	<0.0050	<0.0050	<0.010	<0.0050	<0.0050	<0.0050	<0.0050	<0.0050	<0.0050	<0.0050	<0.0050	<0.0050	<0.0050	<0.0050	<0.0050	<0.0050	<0.0050
EX-35-S11-9	9	11/17/2015	<0.050	<0.0050	<0.010	<0.0050	<0.0050	<0.0050	<0.0050	<0.0050	<0.050	<0.020	<0.0050	<0.0050	<0.0050	<0.0050	<0.0050	<0.0050	<0.0050	<0.0050	<0.0050	<0.0050	<0.0050	<0.010	<0.0050	<0.0050	<0.0050	<0.0050	<0.0050	<0.0050	<0.0050	<0.0050	<0.0050	<0.0050	<0.0050	<0.0050	<0.0050	<0.0050
EX-35-S1-3	3	11/17/2015	<0.050	<0.0050	<0.010	<0.0050	<0.0050	<0.0050	<0.0050	<0.0050	<0.050	<0.020	<0.0050	<0.0050	<0.0050	<0.0050	<0.0050	<0.0050	<0.0050	<0.0050	<0.0050	<0.0050	<0.0050	<0.010	<0.0050	<0.0050	<0.0050	<0.0050	<0.0050	<0.0050	<0.0050	<0.0050	<0.0050	<0.0050	<0.0050	<0.0050	<0.0050	<0.0050
EX-35-S1-6	6	11/17/2015	<0.050	<0.0050	<0.010	<0.0050	<0.0050	<0.0050	<0.0050	<0.0050	<0.050	<0.020	<0.0050	<0.0050	<0.0050	<0.0050	<0.0050	<0.0050	<0.0050	<0.0050	<0.0050	<0.0050	<0.0050	<0.010	<0.0050	<0.0050	<0.0050	<0.0050	<0.0050	<0.0050	<0.0050	<0.0050	<0.0050	<0.0050	<0.0050	<0.0050	<0.0050	<0.0050
EX-35-S1-9	9	11/17/2015	<0.050	<0.0050	<0.010	<0.0050	<0.0050	<0.0050	<0.0050	<0.0050	<0.050	<0.020	<0.0050	<0.0050	<0.0050	<0.0050	<0.0050	<0.0050	<0.0050	<0.0050	<0.0050	<0.0050	<0.0050	<0.010	<0.0050	<0.0050	<0.0050	<0.0050	<0.0050	<0.0050	<0.0050	<0.0050	<0.0050	<0.0050	<0.0050	<0.0050	<0.0050	<0.0050
EX-35-S2-3	3	11/17/2015	<0.050	<0.0050	<0.010	<0.0050	<0.0050	<0.0050	<0.0050	<0.0050	<0.050	<0.020	<0.0050	<0.0050	<0.0050	<0.0050	<0.0050	<0.0050	<0.0050	<0.0050	<0.0050	<0.0050	<0.0050	<0.010	<0.0050	<0.0050	<0.0050	<0.0050	<0.0050	<0.0050	<0.0050	<0.0050	<0.0050	<0.0050	<0.0050	<0.0050	<0.0050	<0.0050
EX-35-S2-6	6	11/17/2015	<0.050	<0.0050	<0.010	<0.0050	<0.0050	<0.0050	<0.0050	<0.0050	<0.050	<0.020	<0.0050	<0.0050	<0.0050	<0.0050	<0.0050	<0.0050	<0.0050	<0.0050	<0.0050	<0.0050	<0.0050	<0.010	<0.0050	<0.0050	<0.0050	<0.0050	<0.0050	<0.0050	<0.0050	<0.0050	<0.0050	<0.0050	<0.0050	<0.0050	<0.0050	<0.0050
EX-35-S2-9	9	11/17/2015	<0.050	<0.0050	<0.010	<0.0050	<0.0050	<0.0050	<0.0050	<0.0050	<0.050	<0.020	<0.0050	<0.0050	<0.0050	<0.0050	<0.0050	<0.0050	<0.0050	<0.0050	<0.0050	<0.0050	<0.0050	<0.010	<0.0050	<0.0050	<0.0050	<0.0050	<0.0050	<0.0050	<0.0050	<0.0050	<0.0050	<0.0050	<0.0050	<0.0050	<0.0050	<0.0050
EX-35-S3-3	3	11/17/2015	<0.050	<0.0050	<0.010	<0.0050	<0.0050	<0.0050	<0.0050	<0.0050	<0.050	<0.020	<0.0050	<0.0050	<0.0050	<0.0050	<0.0050	<0.0050	<0.0050	<0.0050	<0.0050	<0.0050	<0.0050	<0.010	<0.0050	<0.0050	<0.0050	<0.0050	<0.0050	<0.0050	<0.0050	<0.0050	<0.0050	<0.0050	<0.0050	<0.0050	<0.0050	<0.0050
EX-35-S3-6	6	11/17/2015	<0.050	<0.0050	<0.010	<0.0050	<0.0050	<0.0050	<0.0050	<0.0050	<0.050	<0.020	<0.0050	<0.0050	<0.0050	<0.0050	<0.0050	<0.0050	<0.0050	<0.0050	<0.0050	<0.0050	<0.0050	<0.010	<0.0050	<0.0050	<0.0050	<0.0050	<0.0050	<0.0050	<0.0050	<0.0050	<0.0050	<0.0050	<0.0050	<0.0050	<0.0050	<0.0050
EX-35-S3-9	9	11/17/2015	<0.050	<0.0050	<0.010	<0.0050	<0.0050	<0.0050	<0.0050	<0.0050	<0.050	<0.020	<0.0050	<0.0050	<0.0050	<0.0050	<0.0050	<0.0050	<0.0050	<0.0050	<0.0050	<0.0050	<0.0050	<0.010	<0.0050	<0.0050	<0.0050	<0.0050	<0.0050	<0.0050	<0.0050	<0.0050	<0.0050	<0.0050	<0.0050	<0.0050	<0.0050	<0.0050
EX-35-S4-3	3	11/17/2015	<0.050	<0.0050	<0.010	<0.0050	<0.0050	<0.0050	<0.0050	<0.0050	<0.050	<0.020	<0.0050	<0.0050	<0.0050	<0.0050	<0.0050	<0.0050	<0.0050	<0.0050	<0.0050	<0.0050	<0.0050	<0.010	<0.0050	<0.0050	<0.0050	<0.0050	<0.0050	<0.0050	<0.0050	<0.0050	<0.0050	<0.0050	<0.0050	<0.0050	<0.0050	<0.0050
EX-35-S4-6	6	11/17/2015	<0.050	<0.0050	<0.010	<0.0050	<0.0050	<0.0050	<0.0050	<0.0050	<0.050	<0.020	<0.0050	<0.0050	<0.0050	<0.0050	<0.0050	<0.0050	<0.0050	<0.0050	<0.0050	<0.0050	<0.0050	<0.010	<0.0050	<0.0050	<0.0050	<0.0050	<0.0050	<0.0050	<0.0050	<0.0050	<0.0050	<0.0050	<0.0050	<0.0050	<0.0050	<0.0050
EX-35-S4-9	9	11/17/2015	<0.050	<0.0050	<0.010	<0.0050	<0.0050	<0.0050	<0.0050	<0.0050	<0.050	<0.020	<0.0050	<0.0050	<0.0050	<0.0050	<0.0050	<0.0050	<0.0050	<0.0050	<0.0050	<0.0050	<0.0050	<0.010	<0.0050	<0.0050	<0.0050	<0.0050	<0.0050	<0.0050	<0.0050	<0.0050	<0.0050	<0.0050	<0.0050	<0.0050	<0.0050	<0.0050
EX-35-S5-3	3	11/17/2015	<0.050	<0.0050	<0.010	<0.0050	<0.0050	<0.0050	<0.0050	<0.0050	<0.050	<0.020	<0.0050	<0.0050	<0.0050	<0.0050	<0.0050	<0.0050	<0.0050	<0.0050	<0.0050	<0.0050	<0.0050	<0.010	<0.0050	<0.0050	<0.0050	<0.0050	<0.0050	<0.0050	<0.0050	<0.0050	<0.0050	<0.0050	<0.0050	<0.0050	<0.0050	<0.0050
EX-35-S5-6	6	11/17/2015	<0.050	<0.0050	<0.010	<0.0050	<0.0050	<0.0050	<0.0050	<0.0050	<0.050	<0.020	<0.0050	<0.0050	<0.0050	<0.0050	<0.0050	<0.0050	<0.0050	<0.0050	<0.0050	<0.0050	<0.0050	<0.010	<0.0050	<0.0050	<0.0050	<0.0050	<0.0050	<0.0050	<0.0050	<0.0050	<0.0050	<0.0050	<0.0050	<0.0050	<0.0050	<0.0050
EX-35-S5-9	9	11/17/2015	<0.050	<0.0050	<0.010	<0.0050	<0.0050	<0.0050	<0.0050	<0.0050	<0.050	<0.020	<0.0050	<0.0050	<0.0050	<0.0050	<0.0050	<0.0050	<0.0050	<0.0050	<0.0050	<0.0050	<0.0050	<0.010	<0.0050	<0.0050	<0.0050	<0.0050	<0.0050	<0.0050	<0.0050	<0.0050	<0.0050	<0.0050	<0.0050	<0.0050	<0.0050	<0.0050
EX-35-S6-3	3	11/17/2015	<0.050	<0.0050	<0.010	<0.0050	<0.0050	<0.0050	<0.0050	<0.0050	<0.050	<0.020	<0.0050	<0.0050	<0.0050	<0.0050	<0.0050	<0.0050	<0.0050	<0.0050	<0.0050	<0.0050	<0.0050	<0.010	<0.0050	<0.0050	<0.0050	<0.0050	<0.0050	<0.0050	<0.0050	<0.0050	<0.0050	<0.0050	<0.0050	<0.0050	<0.0050	<0.0050
EX-35-S6-6	6	11/17/2015	<0.050	<0.0050	<0.010	<0.0050	<0.0050	<0.0050	<0.0050	<0.0050	<0.050	<0.020	<0.0050	<0.0050	<0.0050	<0.0050	<0.0050	<0.0050	<0.0050	<0.0050	<0.0050	<0.0050	<0.0050	<0.010	<0.0050	<0.0050	<0.0050	<0.0050	<0.0050	<0.0050	<0.0050	<0.0050	<0.0050	<0.0050	<0.0050	<0.0050	<0.0050	<0.0050
EX-35-S6-9	9	11/17/2015	<0.050	<0.0050	<0.010	<0.0050	<0.0050	<0.0050	<0.0050	<0.0050	<0.050	<0.020	<0.0050	<0.0050	<0.0050	<0.0050	<0.0050	<0.0050	<0.0050	<0.0050	<0.0050	<0.0050	<0.0050	<0.010	<0.0050	<0.0050	<0.0050	<0.0050	<0.0050	<0.0050	<0.0050	<0.0050	<0.0050	<0.0050	<0.0050	<0.0050	<0.0050	<0.0050
EX-35-S7-3	3	11/17/2015	<0.050	<0.0050	<0.010	<0.0050	<0.0050	<0.0050	<0.0050	<0.0050	<0.050	<0.020	<0.0050	<0.0050	<0.0050	<0.0050	<0.0050	<0.0050	<0.0050	<0.0050	<0.0050	<0.0050	<0.0050	<0.010	<0.0050	<0.0050	<0.0050	<0.0050	<0.0050	<0.0050	<0.0050	<0.0050	<0.0050	<0.0050	<0.0050	<0.0050	<0.0050	<0.0050
EX-35-S7-6	6	11/17/2015	<0.050	<0.0050	<0.010	<0.0050	<0.0050	<0.0050	<0.0050	<0.0050	<0.050	<0.020	<0.0050	<0.0050	<0.0050	<0.0050	<0.0050	<0.0050	<0.0050	<0.0050	<0.0050	<0.0050	<0.0050	<0.010	<0.0050	<0.0050	<0.0050	<0.0050	<0.0050	<0.0050	<0.0050	<0.0050	<0.0050	<0.0050	<0.0050	<0.0050	<0.0050	<0.0050
EX-35-S7-9	9	11/17/2015	<0.050	<0.0050	<0.010	<0.0050	<0.0050	<0.0050	<0.0050	<0.0050	<0.050	<0.020	<0.0050	<0.0050	<0.0050	<0.0050	<0.0050	<0.0050	<0.0050	<0.0050	<0.0050	<0.0050	<0.0050	<0.010	<0.0050	<0.0050	<0.0050	<0.0050	<0.0050	<0.0050	<0.0050	<0.0050	<0.0050	<0.0050	<0.0050	<0.0050	<0.0050	<0.0050
EX-35-S8-3	3	11/17/2015	**0.095**	<0.0050	<0.010	<0.0050	<0.0050	<0.0050	<0.0050	<0.0050	<0.050	<0.020	<0.0050	<0.0050	<0.0050	<0.0050	<0.0050	<0.0050	<0.0050	<0.0050	<0.0050	<0.0050	<0.0050	<0.010	<0.0050	<0.0050	<0.0050	<0.0050	<0.0050	<0.0050	<0.0050	<0.0050	<0.0050	<0.0050	<0.0050	<0.0050	<0.0050	<0.0050
EX-35-S8-6	6	11/17/2015	<0.050	<0.0050	<0.010	<0.0050	<0.0050	<0.0050	<0.0050	<0.0050	<0.050	<0.020	<0.0050	<0.0050	<0.0050	<0.0050	<0.0050	<0.0050	<0.0050	<0.0050	<0.0050	<0.0050	<0.0050	<0.010	<0.0050	<0.0050	<0.0050	<0.0050	<0.0050	<0.0050	<0.0050	<0.0050	<0.0050	<0.0050	<0.0050	<0.0050	<0.0050	<0.0050
EX-35-S8-9	9	11/17/2015	<0.050	<0.0050	<0.010	<0.0050	<0.0050	<0.0050	<0.0050	<0.0050	<0.050	<0.020	<0.0050	<0.0050	<0.0050	<0.0050	<0.0050	<0.0050	<0.0050	<0.0050	<0.0050	<0.0050	<0.0050	<0.010	<0.0050	<0.0050	<0.0050	<0.0050	<0.0050	<0.0050	<0.0050	<0.0050	<0.0050	<0.0050	<0.0050	<0.0050	<0.0050	<0.0050
EX-35-S9-3	3	11/17/2015	<0.050	<0.0050	<0.010	<0.0050	<0.0050	<0.0050	<0.0050	<0.0050	<0.050	<0.020	<0.0050	<0.0050	<0.0050	<0.0050	<0.0050	<0.0050	<0.0050	<0.0050	<0.0050	<0.0050	<0.0050	<0.010	<0.0050	<0.0050	<0.0050	<0.0050	<0.0050	<0.0050	<0.0050	<0.0050	<0.0050	<0.0050	<0.0050	<0.0050	<0.0050	<0.0050
EX-35-S9-6	6	11/17/2015	<0.050	<0.0050	<0.010	<0.0050	<0.0050	<0.0050	<0.0050	<0.0050	<0.050	<0.020	<0.0050	<0.0050	<0.0050	<0.0050	<0.0050	<0.0050	<0.0050	<0.0050	<0.0050	<0.0050	<0.0050	<0.010	<0.0050	<0.0050	<0.0050	<0.0050	<0.0050	<0.0050	<0.0050	<0.0050	<0.0050	<0.0050	<0.0050	<0.0050	<0.0050	<0.0050
EX-35-S9-9	9	11/17/2015	<0.050	<0.0050	<0.010	<0.0050	<0.0050	<0.0050	<0.0050	<0.0050	<0.050	<0.020	<0.0050	<0.0050	<0.0050	<0.0050	<0.0050	<0.0050	<0.0050	<0.0050	<0.0050	<0.0050	<0.0050	<0.010	<0.0050	<0.0050	<0.0050	<0.0050	<0.0050	<0.0050	<0.0050	<0.0050	<0.0050	<0.0050	<0.0050	<0.0050	<0.0050	<0.0050
EX-19-N1-3	3	9/1/2015	<0.050	<0.0050	<0.010	<0.0050	<0.0050	<0.0050	<0.0050	<0.0050	<0.050	<0.020	<0.0050	<0.0050	<0.0050	<0.0050	<0.0050	<0.0050	<0.0050	<0.0050	<0.0050	<0.0050	<0.0050	<0.010	<0.0050	<0.0050	<0.0050	<0.0050	<0.0050	<0.0050	<0.0050	<0.0050	<0.0050	<0.0050	<0.0050	<0.0050	<0.0050	<0.0050
EX-19-N1-6	6	9/1/2015	<0.050	<0.0050	<0.010	<0.0050	<0.0050	<0.0050	<0.0050	<0.0050	<0.050	<0.020	<0.0050	<0.0050	<0.0050	<0.0050	<0.0050	<0.0050	<0.0050	<0.0050	<0.0050	<0.0050	<0.0050	<0.010	<0.0050	<0.0050	<0.0050	<0.0050	<0.0050	<0.0050	<0.0050	<0.0050	<0.0050	<0.0050	<0.0050	<0.0050	<0.0050	<0.0050
EX-19-N1-9	9	9/1/2015	<0.050	<0.0050	<0.010	<0.0050	<0.0050	<0.0050	<0.0050	<0.0050	<0.050	<0.020	<0.0050	<0.0050	<0.0050	<0.0050	<0.0050	<0.0050	<0.0050	<0.0050	<0.0050	<0.0050	<0.0050	<0.010	<0.0050	<0.0050	<0.0050	<0.0050	<0.0050	<0.0050	<0.0050	<0.0050	<0.0050	<0.0050	<0.0050	<0.0050	<0.0050	<0.0050
EX-19-N2-3	3	9/1/2015	<0.050	<0.0050	<0.010	<0.0050	<0.0050	<0.0050	<0.0050	<0.0050	<0.050	<0.020	<0.0050	<0.0050	<0.0050	<0.0050	<0.0050	<0.0050	<0.0050	<0.0050	<0.0050	<0.0050	<0.0050	<0.010	<0.0050	<0.0050	<0.0050	<0.0050	<0.0050	<0.0050	<0.0050	<0.0050	<0.0050	<0.0050	<0.0050	<0.0050	<0.0050	<0.0050
EX-19-N2-6	6	9/1/2015	<0.050	<0.0050	<0.010	<0.0050	<0.0050	<0.0050	<0.0050	<0.0050	<0.050	<0.020	<0.0050	<0.0050	<0.0050	<0.0050	<0.0050	<0.0050	<0.0050	<0.0050	<0.0050	<0.0050	<0.0050	<0.010	<0.0050	<0.0050	<0.0050	<0.0050	<0.0050	<0.0050	<0.0050	<0.0050	<0.0050	<0.0050	<0.0050	<0.0050	<0.0050	<0.0050
EX-19-N2-9	9	9/1/2015	<0.050	<0.0050	<0.010	<0.0050	<0.0050	<0.0050	<0.0050	<0.0050	<0.050	<0.020	<0.0050	<0.0050	<0.0050	<0.0050	<0.0050	<0.0050	<0.0050	<0.0050	<0.0050	<0.0050	<0.0050	<0.010	<0.0050	<0.0050	<0.0050	<0.0050	<0.0050	<0.0050	<0.0050	<0.0050	<0.0050	<0.0050	<0.0050	<0.0050	<0.0050	<0.0050
EX-19-N3-3	3	9/1/2015	<0.050	<0.0050	<0.010	<0.0050	<0.0050	<0.0050	<0.0050	<0.0050	<0.050	<0.020	<0.0050	<0.0050	<0.0050	<0.0050	<0.0050	<0.0050	<0.0050	<0.0050	<0.0050	<0.0050	<0.0050	<0.010	<0.0050	<0.0050	<0.0050	<0.0050	<0.0050	<0.0050	<0.0050	<0.0050	<0.0050	<0.0050	<0.0050	<0.0050	<0.0050	<0.0050
EX-19-N3-6	6	9/1/2015	<0.050	<0.0050	<0.010	<0.0050	<0.0050	<0.0050	<0.0050	<0.0050	<0.050	<0.020	<0.0050	<0.0050	<0.0050	<0.0050	<0.0050	<0.0050	<0.0050	<0.0050	<0.0050	<0.0050	<0.0050	<0.010	<0.0050	<0.0050	<0.0050	<0.0050	<0.0050	<0.0050	<0.0050	<0.0050	<0.0050	<0.0050	<0.0050	<0.0050	<0.0050	<0.0050
EX-19-N3-9	9	9/1/2015	<0.050	<0.0050	<0.010	<0.0050	<0.0050	<0.0050	<0.0050	<0.0050	<0.050	<0.020	<0.0050	<0.0050	<0.0050	<0.0050	<0.0050	<0.0050	<0.0050	<0.0050	<0.0050	<0.0050	<0.0050	<0.010	<0.0050	<0.0050	<0.0050	<0.0050	<0.0050	<0.0050	<0.0050	<0.0050	<0.0050	<0.0050	<0.0050	<0.0050	<0.0050	<0.0050
EX-19-N4-3	3	9/1/2015	<0.050	<0.0050	<0.010	<0.0050	<0.0050	<0.0050	<0.0050	<0.0050	<0.050	<0.020	<0.0050	<0.0050	<0.0050	<0.0050	<0.0050	<0.0050	<0.0050	<0.0050	<0.0050	<0.0050	<0.0050	<0.010	<0.0050	<0.0050	<0.0050	<0.0050	<0.0050	<0.0050	<0.0050	<0.0050	<0.0050	<0.0050	<0.0050	<0.0050	<0.0050	<0.0050
EX-19-N4-6	6	9/1/2015	<0.050	<0.0050	<0.010	<0.0050	<0.0050	<0.0050	<0.0050	<0.0050	<0.050	<0.020	<0.0050	<0.0050	<0.0050	<0.0050	<0.0050	<0.0050	<0.0050	<0.0050	<0.0050	<0.0050	<0.0050	<0.010	<0.0050	<0.0050	<0.0050	<0.0050	<0.0050	<0.0050	<0.0050	<0.0050	<0.0050	<0.0050	<0.0050	<0.0050	<0.0050	<0.0050
EX-19-N4-9	9	9/1/2015	<0.050	<0.0050	<0.010	<0.0050	<0.0050	<0.0050	<0.0050	<0.0050	<0.050	<0.020	<0.0050	<0.0050	<0.0050	<0.0050	<0.0050	<0.0050	<0.0050	<0.0050	<0.0050	<0.0050	<0.0050	<0.010	<0.0050	<0.0050	<0.0050	<0.0050	<0.0050	<0.0050	<0.0050	<0.0050	<0.0050	<0.0050	<0.0050	<0.0050	<0.0050	<0.0050
EX-19-N5-3	3	9/1/2015	<0.050	<0.0050	<0.010	<0.0050	<0.0050	<0.0050	<0.0050	<0.0050	<0.050	<0.020	<0.0050	<0.0050	<0.0050	<0.0050	<0.0050	<0.0050	<0.0050	<0.0050	<0.0050	<0.0050	<0.0050	<0.010	<0.0050	<0.0050	<0.0050	<0.0050	<0.0050	<0.0050	<0.0050	<0.0050	<0.0050	<0.0050	<0.0050	<0.0050	<0.0050	<0.0050
EX-19-N5-6	6	9/1/2015	<0.050	<0.0050	<0.010	<0.0050	<0.0050	<0.0050	<0.0050	<0.0050	<0.050	<0.020	<0.0050	<0.0050	<0.0050	<0.0050	<0.0050	<0.0050	<0.0050	<0.0050	<0.0050	<0.0050	<0.0050	<0.010	<0.0050	<0.0050	<0.0050	<0.0050	<0.0050	<0.0050	<0.0050	<0.0050	<0.0050	<0.0050	<0.0050	<0.0050	<0.0050	<0.0050
EX-19-N5-9	9	9/1/2015	<0.050	<0.0050	<0.010	<0.0050	<0.0050	<0.0050	<0.0050	<0.0050	<0.050	<0.020	<0.0050	<0.0050	<0.0050	<0.0050	<0.0050	<0.0050	<0.0050	<0.0050	<0.0050	<0.0050	<0.0050	<0.010	<0.0050	<0.0050	<0.0050	<0.0050	<0.0050	<0.0050	<0.0050	<0.0050	<0.0050	<0.0050	<0.0050	<0.0050	<0.0050	<0.0050
EX-19-N6-3	3	9/1/2015	<0.050	<0.0050	<0.010	<0.0050	<0.0050	<0.0050	<0.0050	<0.0050	<0.050	<0.020	<0.0050	<0.0050	<0.0050	<0.0050	<0.0050	<0.0050	<0.0050	<0.0050	<0.0050	<0.0050	<0.0050	<0.010	<0.0050	<0.0050	<0.0050	<0.0050	<0.0050	<0.0050	<0.0050	<0.0050	<0.0050	<0.0050	<0.0050	<0.0050	<0.0050	<0.0050
EX-19-N6-6	6	9/1/2015	<0.050	<0.0050	<0.010	<0.0050	<0.0050	<0.0050	<0.0050	<0.0050	<0.050	<0.020	<0.0050	<0.0050	<0.0050	<0.0050	<0.0050	<0.0050	<0.0050	<0.0050	<0.0050	<0.0050	<0.0050	<0.010	<0.0050	<0.0050	<0.0050	<0.0050	<0.0050	<0.0050	<0.0050	<0.0050	<0.0050	<0.0050	<0.0050	<0.0050	<0.0050	<0.0050
EX-19-N6-9	9	9/1/2015	<0.050	<0.0050	<0.010	<0.0050	<0.0050	<0.0050	<0.0050	<0.0050	<0.050	<0.020	<0.0050	<0.0050	<0.0050	<0.0050	<0.0050	<0.0050	<0.0050	<0.0050	<0.0050	<0.0050	<0.0050	<0.010	<0.0050	<0.0050	<0.0050	<0.0050	<0.0050	<0.0050	<0.0050	<0.0050	<0.0050	<0.0050	<0.0050	<0.0050	<0.0050	<0.0050
EX-19-N7-3	3	9/1/2015	<0.050	<0.0050	<0.010	<0.0050	<0.0050	<0.0050	<0.0050	<0.0050	<0.050	<0.020	<0.0050	<0.0050	<0.0050	<0.0050	<0.0050	<0.0050	<0.0050	<0.0050	<0.0050	<0.0050	<0.0050	<0.010	<0.0050	<0.0050	<0.0050	<0.0050	<0.0050	<0.0050	<0.0050	<0.0050	<0.0050	<0.0050	<0.0050	<0.0050	<0.0050	<0.0050
EX-19-N7-6	6	9/1/2015	<0.050	<0.0050	<0.010	<0.0050	<0.0050	<0.0050	<0.0050	<0.0050	<0.050	<0.020	<0.0050	<0.0050	<0.0050	<0.0050	<0.0050	<0.0050	<0.0050	<0.0050	<0.0050	<0.0050	<0.0050	<0.010	<0.0050	<0.0050	<0.0050	<0.0050	<0.0050	<0.0050	<0.0050	<0.0050	<0.0050	<0.0050	<0.0050	<0.0050	<0.0050	<0.0050
EX-19-N7-9	9	9/1/2015	<0.050	<0.0050	<0.010	<0.0050	<0.0050	<0.0050	<0.0050	<0.0050	<0.050	<0.020	<0.0050	<0.0050	<0.0050	<0.0050	<0.0050	<0.0050	<0.0050	<0.0050	<0.0050	<0.0050	<0.0050	<0.010	<0.0050	<0.0050	<0.0050	<0.0050	<0.0050	<0.0050	<0.0050	<0.0050	<0.0050	<0.0050	<0.0050	<0.0050	<0.0050	<0.0050
EX-19-N8-3	3	9/1/2015	<0.050	<0.0050	<0.010	<0.0050	<0.0050	<0.0050	<0.0050	<0.0050	<0.050	<0.020	<0.0050	<0.0050	<0.0050	<0.0050	<0.0050	<0.0050	<0.0050	<0.0050	<0.0050	<0.0050	<0.0050	<0.010	<0.0050	<0.0050	<0.0050	<0.0050	<0.0050	<0.0050	<0.0050	<0.0050	<0.0050	<0.0050	<0.0050	<0.0050	<0.0050	<0.0050
EX-19-N8-6	6	9/1/2015	<0.050	<0.0050	<0.010	<0.0050	<0.0050	<0.0050	<0.0050	<0.0050	<0.050	<0.020	<0.0050	<0.0050	<0.0050	<0.0050	<0.0050	<0.0050	<0.0050	<0.0050	<0.0050	<0.0050	<0.0050	<0.010	<0.0050	<0.0050	<0.0050	<0.0050	<0.0050	<0.0050	<0.0050	<0.0050	<0.0050	<0.0050	<0.0050	<0.0050	<0.0050	<0.0050
EX-19-N8-9	9	9/1/2015	<0.050	<0.0050	<0.010	<0.0050	<0.0050	<0.0050	<0.0050	<0.0050	<0.050	<0.020	<0.0050	<0.0050	<0.0050	<0.0050	<0.0050	<0.0050	<0.0050	<0.0050	<0.0050	<0.0050	<0.0050	<0.010	<0.0050	<0.0050	<0.0050	<0.0050	<0.0050	<0.0050	<0.0050	<0.0050	<0.0050	<0.0050	<0.0050	<0.0050	<0.0050	<0.0050
EX-19-W1-3	3	9/1/2015	<0.050	<0.0050	<0.010	<0.0050	<0.0050	<0.0050	<0.0050	<0.0050	<0.050	<0.020	<0.0050	<0.0050	<0.0050	<0.0050	<0.0050	<0.0050	<0.0050	<0.

TABLE A-2
ANALYTICAL RESULTS FOR VOCs IN SOIL (0 TO 10 FEET BGS)
Defense Fuel Support Point Norwalk
15306 Norwalk Boulevard, Norwalk, California

Sample ID	Sample Depth	Date Sampled	2,2-Dichloropropane (mg/kg)	1,1-Dichloropropylene (mg/kg)	trans-1,3-Dichloropropylene (mg/kg)	cis-1,3-Dichloropropylene (mg/kg)	Diisopropyl ether (DIPE) (mg/kg)	Ethylbenzene (mg/kg)	Ethyl-tert-Butyl Ether (ETBE) (mg/kg)	Hexachlorobutadiene (mg/kg)	2-Hexanone (MBK) (mg/kg)	Isopropylbenzene (mg/kg)	4-Isopropyltoluene (mg/kg)	4-Methyl-2-pentanone (MIBK) (mg/kg)	Methylene Chloride (mg/kg)	Methyl-tert-Butyl Ether (MTBE) (mg/kg)	Naphthalene (mg/kg)	n-Propylbenzene (mg/kg)	Styrene (mg/kg)	1,1,1,2-Tetrachloroethane (mg/kg)	1,1,2,2-Tetrachloroethane (mg/kg)	Tetrachloroethylene (PCE) (mg/kg)	Toluene (mg/kg)	1,1,2-Trichloro-1,2,2-trifluoroethane (R113) (mg/kg)	1,2,3-Trichlorobenzene (mg/kg)	1,2,4-Trichlorobenzene (mg/kg)	1,1,1-Trichloroethane (mg/kg)	1,1,2-Trichloroethane (mg/kg)	Trichloroethylene (TCE) (mg/kg)	Trichlorofluoromethane (R11) (mg/kg)	1,2,3-Trichloropropane (mg/kg)	1,2,4-Trimethylbenzene (mg/kg)	1,3,5-Trimethylbenzene (mg/kg)	Vinyl chloride (mg/kg)	o-Xylene (mg/kg)	m,p-Xylenes (mg/kg)	Gasoline Range Organics (GRO) (mg/kg)
RWQCB Site-Specific Soil Cleanup Goal (0.5 ft below ground surface)			**0.005**	**0.005**	**0.005**	**0.005**	**0.424**	**1.44**	**0.005**	**0.01**	**0.05**	**4.78**	**0.005**	**0.05**	**0.05**	**0.005**	**0.231**	**1.87**	**0.399**	**0.005**	**0.005**	**0.005**	**0.444**	**0.005**	**0.005**	**0.005**	**0.005**	**0.005**	**0.005**	**0.005**	**0.005**	**1.8**	**1.77**	**0.005**	**---**	**---**	**500**
RWQCB Site-Specific Soil Cleanup Goal (5 ft below ground surface)			**0.005**	**0.005**	**0.005**	**0.005**	**0.212**	**1.07**	**0.005**	**0.01**	**0.05**	**0.303**	**0.005**	**0.05**	**0.05**	**0.005**	**0.012**	**0.114**	**0.03**	**0.005**	**0.005**	**0.005**	**0.356**	**0.005**	**0.005**	**0.005**	**0.005**	**0.005**	**0.005**	**0.005**	**0.005**	**0.12**	**0.118**	**0.005**	**---**	**---**	**100**
EX-35-S11-6	6	11/17/2015	<0.0050	<0.0050	<0.0050	<0.0050	<0.0050	<0.0020	<0.0050	<0.010	<0.050	<0.0050	<0.0050	<0.050	<0.050	<0.0050	<0.010	<0.0050	<0.0050	<0.0050	<0.0050	<0.0050	**0.0022**	<0.0050	<0.0050	<0.0050	<0.0050	<0.0050	<0.0050	<0.0050	<0.0050	<0.0050	<0.0050	<0.0050	<0.0020	<0.0020	<0.50
EX-35-S11-9	9	11/17/2015	<0.0050	<0.0050	<0.0050	<0.0050	<0.0050	<0.0020	<0.0050	<0.010	<0.050	<0.0050	<0.0050	<0.050	<0.050	<0.0050	<0.010	<0.0050	<0.0050	<0.0050	<0.0050	<0.0050	<0.0020	<0.0050	<0.0050	<0.0050	<0.0050	<0.0050	<0.0050	<0.0050	<0.0050	<0.0050	<0.0050	<0.0050	<0.0020	<0.0020	<0.50
EX-35-S1-3	3	11/17/2015	<0.0050	<0.0050	<0.0050	<0.0050	<0.0050	<0.0020	<0.0050	<0.010	<0.050	<0.0050	<0.0050	<0.050	<0.050	<0.0050	<0.010	<0.0050	<0.0050	<0.0050	<0.0050	<0.0050	<0.0020	<0.0050	<0.0050	<0.0050	<0.0050	<0.0050	<0.0050	<0.0050	<0.0050	<0.0050	<0.0050	<0.0050	<0.0020	<0.0020	<0.50
EX-35-S1-6	6	11/17/2015	<0.0050	<0.0050	<0.0050	<0.0050	<0.0050	<0.0020	<0.0050	<0.010	<0.050	<0.0050	<0.0050	<0.050	<0.050	<0.0050	<0.010	<0.0050	<0.0050	<0.0050	<0.0050	<0.0050	<0.0020	<0.0050	<0.0050	<0.0050	<0.0050	<0.0050	<0.0050	<0.0050	<0.0050	<0.0050	<0.0050	<0.0050	<0.0020	<0.0020	<0.50
EX-35-S1-9	9	11/17/2015	<0.0050	<0.0050	<0.0050	<0.0050	<0.0050	<0.0020	<0.0050	<0.010	<0.050	<0.0050	<0.0050	<0.050	<0.050	<0.0050	<0.010	<0.0050	<0.0050	<0.0050	<0.0050	<0.0050	<0.0020	<0.0050	<0.0050	<0.0050	<0.0050	<0.0050	<0.0050	<0.0050	<0.0050	<0.0050	<0.0050	<0.0050	<0.0020	<0.0020	<0.50
EX-35-S2-3	3	11/17/2015	<0.0050	<0.0050	<0.0050	<0.0050	<0.0050	<0.0020	<0.0050	<0.010	<0.050	<0.0050	<0.0050	<0.050	<0.050	<0.0050	<0.010	<0.0050	<0.0050	<0.0050	<0.0050	<0.0050	<0.0020	<0.0050	<0.0050	<0.0050	<0.0050	<0.0050	<0.0050	<0.0050	<0.0050	<0.0050	<0.0050	<0.0050	<0.0020	<0.0020	<0.50
EX-35-S2-6	6	11/17/2015	<0.0050	<0.0050	<0.0050	<0.0050	<0.0050	<0.0020	<0.0050	<0.010	<0.050	<0.0050	<0.0050	<0.050	<0.050	<0.0050	<0.010	<0.0050	<0.0050	<0.0050	<0.0050	<0.0050	<0.0020	<0.0050	<0.0050	<0.0050	<0.0050	<0.0050	<0.0050	<0.0050	<0.0050	<0.0050	<0.0050	<0.0050	<0.0020	<0.0020	<0.50
EX-35-S2-9	9	11/17/2015	<0.0050	<0.0050	<0.0050	<0.0050	<0.0050	<0.0020	<0.0050	<0.010	<0.050	<0.0050	<0.0050	<0.050	<0.050	<0.0050	<0.010	<0.0050	<0.0050	<0.0050	<0.0050	<0.0050	**0.0026**	<0.0050	<0.0050	<0.0050	<0.0050	<0.0050	<0.0050	<0.0050	<0.0050	<0.0050	<0.0050	<0.0050	<0.0020	<0.0020	<0.50
EX-35-S3-3	3	11/17/2015	<0.0050	<0.0050	<0.0050	<0.0050	<0.0050	<0.0020	<0.0050	<0.010	<0.050	<0.0050	<0.0050	<0.050	<0.050	<0.0050	<0.010	<0.0050	<0.0050	<0.0050	<0.0050	<0.0050	<0.0020	<0.0050	<0.0050	<0.0050	<0.0050	<0.0050	<0.0050	<0.0050	<0.0050	<0.0050	<0.0050	<0.0050	<0.0020	<0.0020	<0.50
EX-35-S3-6	6	11/17/2015	<0.0050	<0.0050	<0.0050	<0.0050	<0.0050	<0.0020	<0.0050	<0.010	<0.050	<0.0050	<0.0050	<0.050	<0.050	<0.0050	<0.010	<0.0050	<0.0050	<0.0050	<0.0050	<0.0050	<0.0020	<0.0050	<0.0050	<0.0050	<0.0050	<0.0050	<0.0050	<0.0050	<0.0050	<0.0050	<0.0050	<0.0050	<0.0020	<0.0020	<0.50
EX-35-S3-9	9	11/17/2015	<0.0050	<0.0050	<0.0050	<0.0050	<0.0050	<0.0020	<0.0050	<0.010	<0.050	<0.0050	<0.0050	<0.050	<0.050	<0.0050	<0.010	<0.0050	<0.0050	<0.0050	<0.0050	<0.0050	**0.0039**	<0.0050	<0.0050	<0.0050	<0.0050	<0.0050	<0.0050	<0.0050	<0.0050	<0.0050	<0.0050	<0.0050	<0.0020	<0.0020	<0.50
EX-35-S4-3	3	11/17/2015	<0.0050	<0.0050	<0.0050	<0.0050	<0.0050	<0.0020	<0.0050	<0.010	<0.050	<0.0050	<0.0050	<0.050	<0.050	<0.0050	<0.010	<0.0050	<0.0050	<0.0050	<0.0050	<0.0050	<0.0020	<0.0050	<0.0050	<0.0050	<0.0050	<0.0050	<0.0050	<0.0050	<0.0050	<0.0050	<0.0050	<0.0050	<0.0020	<0.0020	<0.50
EX-35-S4-6	6	11/17/2015	<0.0050	<0.0050	<0.0050	<0.0050	<0.0050	<0.0020	<0.0050	<0.010	<0.050	<0.0050	<0.0050	<0.050	<0.050	<0.0050	<0.010	<0.0050	<0.0050	<0.0050	<0.0050	<0.0050	**0.0021**	<0.0050	<0.0050	<0.0050	<0.0050	<0.0050	<0.0050	<0.0050	<0.0050	<0.0050	<0.0050	<0.0050	<0.0020	**0.0023**	<0.50
EX-35-S4-9	9	11/17/2015	<0.0050	<0.0050	<0.0050	<0.0050	<0.0050	<0.0020	<0.0050	<0.010	<0.050	<0.0050	<0.0050	<0.050	<0.050	<0.0050	<0.010	<0.0050	<0.0050	<0.0050	<0.0050	<0.0050	**0.0070**	<0.0050	<0.0050	<0.0050	<0.0050	<0.0050	<0.0050	<0.0050	<0.0050	<0.0050	<0.0050	<0.0050	<0.0020	**0.0028**	<0.50
EX-35-S5-3	3	11/17/2015	<0.0050	<0.0050	<0.0050	<0.0050	<0.0050	<0.0020	<0.0050	<0.010	<0.050	<0.0050	<0.0050	<0.050	<0.050	<0.0050	<0.010	<0.0050	<0.0050	<0.0050	<0.0050	<0.0050	<0.0020	<0.0050	<0.0050	<0.0050	<0.0050	<0.0050	<0.0050	<0.0050	<0.0050	<0.0050	<0.0050	<0.0050	<0.0020	<0.0020	<0.50
EX-35-S5-6	6	11/17/2015	<0.0050	<0.0050	<0.0050	<0.0050	<0.0050	<0.0020	<0.0050	<0.010	<0.050	<0.0050	<0.0050	<0.050	<0.050	<0.0050	<0.010	<0.0050	<0.0050	<0.0050	<0.0050	<0.0050	<0.0020	<0.0050	<0.0050	<0.0050	<0.0050	<0.0050	<0.0050	<0.0050	<0.0050	<0.0050	<0.0050	<0.0050	<0.0020	<0.0020	<0.50
EX-35-S5-9	9	11/17/2015	<0.0050	<0.0050	<0.0050	<0.0050	<0.0050	<0.0020	<0.0050	<0.010	<0.050	<0.0050	<0.0050	<0.050	<0.050	<0.0050	<0.010	<0.0050	<0.0050	<0.0050	<0.0050	<0.0050	**0.0040**	<0.0050	<0.0050	<0.0050	<0.0050	<0.0050	<0.0050	<0.0050	<0.0050	<0.0050	<0.0050	<0.0050	<0.0020	**0.0034**	<0.50
EX-35-S6-3	3	11/17/2015	<0.0050	<0.0050	<0.0050	<0.0050	<0.0050	<0.0020	<0.0050	<0.010	<0.050	<0.0050	<0.0050	<0.050	<0.050	<0.0050	<0.010	<0.0050	<0.0050	<0.0050	<0.0050	<0.0050	<0.0020	<0.0050	<0.0050	<0.0050	<0.0050	<0.0050	<0.0050	<0.0050	<0.0050	<0.0050	<0.0050	<0.0050	<0.0020	**0.0029**	<0.50
EX-35-S6-6	6	11/17/2015	<0.0050	<0.0050	<0.0050	<0.0050	<0.0050	<0.0020	<0.0050	<0.010	<0.050	<0.0050	<0.0050	<0.050	<0.050	<0.0050	<0.010	<0.0050	<0.0050	<0.0050	<0.0050	<0.0050	**0.0023**	<0.0050	<0.0050	<0.0050	<0.0050	<0.0050	<0.0050	<0.0050	<0.0050	<0.0050	<0.0050	<0.0050	<0.0020	**0.0035**	<0.50
EX-35-S6-9	9	11/17/2015	<0.0050	<0.0050	<0.0050	<0.0050	<0.0050	<0.0020	<0.0050	<0.010	<0.050	<0.0050	<0.0050	<0.050	<0.050	<0.0050	<0.010	<0.0050	<0.0050	<0.0050	<0.0050	<0.0050	<0.0020	<0.0050	<0.0050	<0.0050	<0.0050	<0.0050	<0.0050	<0.0050	<0.0050	<0.0050	<0.0050	<0.0050	<0.0020	**0.0028**	<0.50
EX-35-S7-3	3	11/17/2015	<0.0050	<0.0050	<0.0050	<0.0050	<0.0050	<0.0020	<0.0050	<0.010	<0.050	<0.0050	<0.0050	<0.050	<0.050	<0.0050	<0.010	<0.0050	<0.0050	<0.0050	<0.0050	<0.0050	<0.0020	<0.0050	<0.0050	<0.0050	<0.0050	<0.0050	<0.0050	<0.0050	<0.0050	<0.0050	<0.0050	<0.0050	<0.0020	<0.0020	<0.50
EX-35-S7-6	6	11/17/2015	<0.0050	<0.0050	<0.0050	<0.0050	<0.0050	<0.0020	<0.0050	<0.010	<0.050	<0.0050	<0.0050	<0.050	<0.050	<0.0050	<0.010	<0.0050	<0.0050	<0.0050	<0.0050	<0.0050	<0.0020	<0.0050	<0.0050	<0.0050	<0.0050	<0.0050	<0.0050	<0.0050	<0.0050	<0.0050	<0.0050	<0.0050	<0.0020	**0.0035**	<0.50
EX-35-S7-9	9	11/17/2015	<0.0050	<0.0050	<0.0050	<0.0050	<0.0050	<0.0020	<0.0050	<0.010	<0.050	<0.0050	<0.0050	<0.050	<0.050	<0.0050	<0.010	<0.0050	<0.0050	<0.0050	<0.0050	<0.0050	**0.0022**	<0.0050	<0.0050	<0.0050	<0.0050	<0.0050	<0.0050	<0.0050	<0.0050	<0.0050	<0.0050	<0.0050	<0.0020	<0.0020	<0.50
EX-35-S8-3	3	11/17/2015	<0.0050	<0.0050	<0.0050	<0.0050	<0.0050	<0.0020	<0.0050	<0.010	<0.050	<0.0050	<0.0050	<0.050	<0.050	<0.0050	<0.010	<0.0050	<0.0050	<0.0050	<0.0050	<0.0050	<0.0020	<0.0050	<0.0050	<0.0050	<0.0050	<0.0050	<0.0050	<0.0050	<0.0050	<0.0050	<0.0050	<0.0050	<0.0020	<0.0020	<0.50
EX-35-S8-6	6	11/17/2015	<0.0050	<0.0050	<0.0050	<0.0050	<0.0050	<0.0020	<0.0050	<0.010	<0.050	<0.0050	<0.0050	<0.050	<0.050	<0.0050	<0.010	<0.0050	<0.0050	<0.0050	<0.0050	<0.0050	<0.0020	<0.0050	<0.0050	<0.0050	<0.0050	<0.0050	<0.0050	<0.0050	<0.0050	<0.0050	<0.0050	<0.0050	<0.0020	<0.0020	<0.50
EX-35-S8-9	9	11/17/2015	<0.0050	<0.0050	<0.0050	<0.0050	<0.0050	<0.0020	<0.0050	<0.010	<0.050	<0.0050	<0.0050	<0.050	<0.050	<0.0050	<0.010	<0.0050	<0.0050	<0.0050	<0.0050	<0.0050	<0.0020	<0.0050	<0.0050	<0.0050	<0.0050	<0.0050	<0.0050	<0.0050	<0.0050	<0.0050	<0.0050	<0.0050	<0.0020	<0.0020	<0.50
EX-35-S9-3	3	11/17/2015	<0.0050	<0.0050	<0.0050	<0.0050	<0.0050	<0.0020	<0.0050	<0.010	<0.050	<0.0050	<0.0050	<0.050	<0.050	<0.0050	<0.010	<0.0050	<0.0050	<0.0050	<0.0050	<0.0050	<0.0020	<0.0050	<0.0050	<0.0050	<0.0050	<0.0050	<0.0050	<0.0050	<0.0050	<0.0050	<0.0050	<0.0050	<0.0020	<0.0020	<0.50
EX-35-S9-6	6	11/17/2015	<0.0050	<0.0050	<0.0050	<0.0050	<0.0050	<0.0020	<0.0050	<0.010	<0.050	<0.0050	<0.0050	<0.050	<0.050	<0.0050	<0.010	<0.0050	<0.0050	<0.0050	<0.0050	<0.0050	<0.0020	<0.0050	<0.0050	<0.0050	<0.0050	<0.0050	<0.0050	<0.0050	<0.0050	<0.0050	<0.0050	<0.0050	<0.0020	<0.0020	<0.50
EX-35-S9-9	9	11/17/2015	<0.0050	<0.0050	<0.0050	<0.0050	<0.0050	<0.0020	<0.0050	<0.010	<0.050	<0.0050	<0.0050	<0.050	<0.050	<0.0050	<0.010	<0.0050	<0.0050	<0.0050	<0.0050	<0.0050	<0.0020	<0.0050	<0.0050	<0.0050	<0.0050	<0.0050	<0.0050	<0.0050	<0.0050	<0.0050	<0.0050	<0.0050	<0.0020	<0.0020	<0.50
EX-19-N1-3	3	9/1/2015	<0.0050	<0.0050	<0.0050	<0.0050	<0.0050	<0.0020	<0.0050	<0.010	<0.050	<0.0050	<0.0050	<0.050	<0.050	<0.0050	<0.010	<0.0050	<0.0050	<0.0050	<0.0050	<0.0050	<0.0020	<0.0050	<0.0050	<0.0050	<0.0050	<0.0050	<0.0050	<0.0050	<0.0050	<0.0050	<0.0050	<0.0050	<0.0020	<0.0020	<0.50
EX-19-N1-6	6	9/1/2015	<0.0050	<0.0050	<0.0050	<0.0050	<0.0050	<0.0020	<0.0050	<0.010	<0.050	<0.0050	<0.0050	<0.050	<0.050	<0.0050	<0.010	<0.0050	<0.0050	<0.0050	<0.0050	<0.0050	<0.0020	<0.0050	<0.0050	<0.0050	<0.0050	<0.0050	<0.0050	<0.0050	<0.0050	<0.0050	<0.0050	<0.0050	<0.0020	<0.0020	<0.50
EX-19-N1-9	9	9/1/2015	<0.0050	<0.0050	<0.0050	<0.0050	<0.0050	<0.0020	<0.0050	<0.010	<0.050	<0.0050	<0.0050	<0.050	<0.050	<0.0050	<0.010	<0.0050	<0.0050	<0.0050	<0.0050	<0.0050	<0.0020	<0.0050	<0.0050	<0.0050	<0.0050	<0.0050	<0.0050	<0.0050	<0.0050	<0.0050	<0.0050	<0.0050	<0.0020	<0.0020	<0.50
EX-19-N2-3	3	9/1/2015	<0.0050	<0.0050	<0.0050	<0.0050	<0.0050	<0.0020	<0.0050	<0.010	<0.050	<0.0050	<0.0050	<0.050	<0.050	<0.0050	<0.010	<0.0050	<0.0050	<0.0050	<0.0050	<0.0050	<0.0020	<0.0050	<0.0050	<0.0050	<0.0050	<0.0050	<0.0050	<0.0050	<0.0050	<0.0050	<0.0050	<0.0050	<0.0020	<0.0020	<0.50
EX-19-N2-6	6	9/1/2015	<0.0050	<0.0050	<0.0050	<0.0050	<0.0050	<0.0020	<0.0050	<0.010	<0.050	<0.0050	<0.0050	<0.050	<0.050	<0.0050	<0.010	<0.0050	<0.0050	<0.0050	<0.0050	<0.0050	<0.0020	<0.0050	<0.0050	<0.0050	<0.0050	<0.0050	<0.0050	<0.0050	<0.0050	<0.0050	<0.0050	<0.0050	<0.0020	<0.0020	<0.50
EX-19-N2-9	9	9/1/2015	<0.0050	<0.0050	<0.0050	<0.0050	<0.0050	<0.0020	<0.0050	<0.010	<0.050	<0.0050	<0.0050	<0.050	<0.050	<0.0050	<0.010	<0.0050	<0.0050	<0.0050	<0.0050	<0.0050	<0.0020	<0.0050	<0.0050	<0.0050	<0.0050	<0.0050	<0.0050	<0.0050	<0.0050	<0.0050	<0.0050	<0.0050	<0.0020	<0.0020	<0.50
EX-19-N3-3	3	9/1/2015	<0.0050	<0.0050	<0.0050	<0.0050	<0.0050	<0.0020	<0.0050	<0.010	<0.050	<0.0050	<0.0050	<0.050	<0.050	<0.0050	<0.010	<0.0050	<0.0050	<0.0050	<0.0050	<0.0050	<0.0020	<0.0050	<0.0050	<0.0050	<0.0050	<0.0050	<0.0050	<0.0050	<0.0050	<0.0050	<0.0050	<0.0050	<0.0020	<0.0020	<0.50
EX-19-N3-6	6	9/1/2015	<0.0050	<0.0050	<0.0050	<0.0050	<0.0050	<0.0020	<0.0050	<0.010	<0.050	<0.0050	<0.0050	<0.050	<0.050	<0.0050	<0.010	<0.0050	<0.0050	<0.0050	<0.0050	<0.0050	<0.0020	<0.0050	<0.0050	<0.0050	<0.0050	<0.0050	<0.0050	<0.0050	<0.0050	<0.0050	<0.0050	<0.0050	<0.0020	<0.0020	<0.50
EX-19-N3-9	9	9/1/2015	<0.0050	<0.0050	<0.0050	<0.0050	<0.0050	<0.0020	<0.0050	<0.010	<0.050	<0.0050	<0.0050	<0.050	<0.050	<0.0050	<0.010	<0.0050	<0.0050	<0.0050	<0.0050	<0.0050	<0.0020	<0.0050	<0.0050	<0.0050	<0.0050	<0.0050	<0.0050	<0.0050	<0.0050	<0.0050	<0.0050	<0.0050	<0.0020	<0.0020	<0.50
EX-19-N4-3	3	9/1/2015	<0.0050	<0.0050	<0.0050	<0.0050	<0.0050	<0.0020	<0.0050	<0.010	<0.050	<0.0050	<0.0050	<0.050	<0.050	<0.0050	<0.010	<0.0050	<0.0050	<0.0050	<0.0050	<0.0050	<0.0020	<0.0050	<0.0050	<0.0050	<0.0050	<0.0050	<0.0050	<0.0050	<0.0050	<0.0050	<0.0050	<0.0050	<0.0020	<0.0020	<0.50
EX-19-N4-6	6	9/1/2015	<0.0050	<0.0050	<0.0050	<0.0050	<0.0050	<0.0020	<0.0050	<0.010	<0.050	<0.0050	<0.0050	<0.050	<0.050	<0.0050	<0.010	<0.0050	<0.0050	<0.0050	<0.0050	<0.0050	<0.0020	<0.0050	<0.0050	<0.0050	<0.0050	<0.0050	<0.0050	<0.0050	<0.0050	<0.0050	<0.0050	<0.0050	<0.0020	<0.0020	<0.50
EX-19-N4-9	9	9/1/2015	<0.0050	<0.0050	<0.0050	<0.0050	<0.0050	<0.0020	<0.0050	<0.010	<0.050	<0.0050	<0.0050	<0.050	<0.050	<0.0050	<0.010	<0.0050	<0.0050	<0.0050	<0.0050	<0.0050	<0.0020	<0.0050	<0.0050	<0.0050	<0.0050	<0.0050	<0.0050	<0.0050	<0.0050	<0.0050	<0.0050	<0.0050	<0.0020	<0.0020	<0.50
EX-19-N5-3	3	9/1/2015	<0.0050	<0.0050	<0.0050	<0.0050	<0.0050	<0.0020	<0.0050	<0.010	<0.050	<0.0050	<0.0050	<0.050	<0.050	<0.0050	<0.010	<0.0050	<0.0050	<0.0050	<0.0050	<0.0050	<0.0020	<0.0050	<0.0050	<0.0050	<0.0050	<0.0050	<0.0050	<0.0050	<0.0050	<0.0050	<0.0050	<0.0050	<0.0020	<0.0020	<0.50
EX-19-N5-6	6	9/1/2015	<0.0050	<0.0050	<0.0050	<0.0050	<0.0050	<0.0020	<0.0050	<0.010	<0.050	<0.0050	<0.0050	<0.050	<0.050	<0.0050	<0.010	<0.0050	<0.0050	<0.0050	<0.0050	<0.0050	<0.0020	<0.0050	<0.0050	<0.0050	<0.0050	<0.0050	<0.0050	<0.0050	<0.0050	<0.0050	<0.0050	<0.0050	<0.0020	<0.0020	<0.50
EX-19-N5-9	9	9/1/2015	<0.0050	<0.0050	<0.0050	<0.0050	<0.0050	<0.0020	<0.0050	<0.010	<0.050	<0.0050	<0.0050	<0.050	<0.050	<0.0050	<0.010	<0.0050	<0.0050	<0.0050	<0.0050	<0.0050	<0.0020	<0.0050	<0.0050	<0.0050	<0.0050	<0.0050	<0.0050	<0.0050	<0.0050	<0.0050	<0.0050	<0.0050	<0.0020	<0.0020	<0.50
EX-19-N6-3	3	9/1/2015	<0.0050	<0.0050	<0.0050	<0.0050	<0.0050	<0.0020	<0.0050	<0.010	<0.050	<0.0050	<0.0050	<0.050	<0.050	<0.0050	<0.010	<0.0050	<0.0050	<0.0050	<0.0050	<0.0050	<0.0020	<0.0050	<0.0050	<0.0050	<0.0050	<0.0050	<0.0050	<0.0050	<0.0050	<0.0050	<0.0050	<0.0050	<0.0020	<0.0020	<0.50
EX-19-N6-6	6	9/1/2015	<0.0050	<0.0050	<0.0050	<0.0050	<0.0050	<0.0020	<0.0050	<0.010	<0.050	<0.0050	<0.0050	<0.050	<0.050	<0.0050	<0.010	<0.0050	<0.0050	<0.0050	<0.0050	<0.0050	<0.0020	<0.0050	<0.0050	<0.0050	<0.0050	<0.0050	<0.0050	<0.0050	<0.0050	<0.0050	<0.0050	<0.0050	<0.0020	<0.0020	<0.50
EX-19-N6-9	9	9/1/2015	<0.0050	<0.0050	<0.0050	<0.0050	<0.0050	<0.0020	<0.0050	<0.010	<0.050	<0.0050	<0.0050	<0.050	<0.050	<0.0050	<0.010	<0.0050	<0.0050	<0.0050	<0.0050	<0.0050	<0.0020	<0.0050	<0.0050	<0.0050	<0.0050	<0.0050	<0.0050	<0.0050	<0.0050	<0.0050	<0.0050	<0.0050	<0.0020	<0.0020	<0.50
EX-19-N7-3	3	9/1/2015	<0.0050	<0.0050	<0.0050	<0.0050	<0.0050	<0.0020	<0.0050	<0.010	<0.050	<0.0050	<0.0050	<0.050	<0.050	<0.0050	<0.010	<0.0050	<0.0050	<0.0050	<0.0050	<0.0050	<0.0020	<0.0050	<0.0050	<0.0050	<0.0050	<0.0050	<0.0050	<0.0050	<0.0050	<0.0050	<0.0050	<0.0050	<0.0020	<0.0020	<0.50
EX-19-N7-6	6	9/1/2015	<0.0050	<0.0050	<0.0050	<0.0050	<0.0050	<0.0020	<0.0050	<0.010	<0.050	<0.0050	<0.0050	<0.050	<0.050	<0.0050	<0.010	<0.0050	<0.0050	<0.0050	<0.0050	<0.0050	<0.0020	<0.0050	<0.0050	<0.0050	<0.0050	<0.0050	<0.0050	<0.0050	<0.0050	<0.0050	<0.0050	<0.0050	<0.0020	<0.0020	<0.50
EX-19-N7-9	9	9/1/2015	<0.0050	<0.0050	<0.0050	<0.0050	<0.0050	<0.0020	<0.0050	<0.010	<0.050	<0.0050	<0.0050	<0.050	<0.050	<0.0050	<0.010	<0.0050	<0.0050	<0.0050	<0.0050	<0.0050	<0.0020	<0.0050	<0.0050	<0.0050	<0.0050	<0.0050	<0.0050	<0.0050	<0.0050	<0.0050	<0.0050	<0.0050	<0.0020	<0.0020	<0.50
EX-19-N8-3	3	9/1/2015	<0.0050	<0.0050	<0.0050	<0.0050	<0.0050	<0.0020	<0.0050	<0.010	<0.050	<0.0050	<0.0050	<0.050	<0.050	<0.0050	<0.010	<0.0050	<0.0050	<0.0050	<0.0050	<0.0050	<0.0020	<0.0050	<0.0050	<0.0050	<0.0050	<0.0050	<0.0050	<0.0050	<0.0050	<0.0050	<0.0050	<0.0050	<0.0020	<0.0020	<0.50
EX-19-N8-6	6	9/1/2015	<0.0050	<0.0050	<0.0050	<0.0050	<0.0050	<0.0020	<0.0050	<0.010	<0.050	<0.0050	<0.0050	<0.050	<0.050	<0.0050	<0.010	<0.0050	<0.0050	<0.0050	<0.0050	<0.0050	<0.0020	<0.0050	<0.0050	<0.0050	<0.0050	<0.0050	<0.0050	<0.0050	<0.0050	<0.0050	<0.0050	<0.0050	<0.0020	<0.0020	<0.50
EX-19-N8-9	9	9/1/2015	<0.0050	<0.0050	<0.0050	<0.0050	<0.0050	<0.0020	<0.0050	<0.010	<0.050	<0.0050	<0.0050	<0.050	<0.050	<0.0050	<0.010	<0.0050	<0.0050	<0.0050	<0.0050	<0.0050	<0.0020	<0.0050	<0.0050	<0.0050	<0.0050	<0.0050	<0.0050	<0.0050	<0.0050	<0.0050	<0.0050	<0.0050	<0.0020	<0.0020	<0.50
EX-19-W1-3	3	9/1/2015	<0.0050	<0.0050	<0.0050	<0.0050	<0.0050	<0.0020	<0.0050	<0.010	<0.050	<0.0050	<0.0050	<0.050	<0.050	<0.0050	<0.010	<0.0050	<0.0050	<0.0050	<0.0050	<0.0050	<0.0020	<0.0050	<0.0050	<0.0050	<0.0050	<0.0050	<0.0050	<0.0050	<0.0050	<0.0050	<0.0050	<0.0050	<0.0020	<0.0020	<0.50
EX-19-W1-6	6	9/1/2015	<0.0050	<0.0050	<0.0050	<0.0050	<0.0050	<0.0020	<0.0050	<0.010	<0.050	<0.0050	<0.0050	<0.050	<0.050	<0.0050	<0.010	<0.0050	<0.0050	<0.0050	<0.0050	<0.0050	<0.0020	<0.0050	<0.0050	<0.0050	<0.0050	<0.0050	<0.0050	<0.0050	<0.0050	<0.0050	<0.0050	<0.0050	<0.0020	<0.0020

TABLE A-2
ANALYTICAL RESULTS FOR VOCs IN SOIL (0 TO 10 FEET BGS)
Defense Fuel Support Point Norwalk
15306 Norwalk Boulevard, Norwalk, California

Sample ID	Sample Depth	Date Sampled	Acetone (mg/kg)	tert-Amyl Methyl Ether (TAME) (mg/kg)	Benzene (mg/kg)	Bromobenzene (mg/kg)	Bromochloromethane (mg/kg)	Bromodichloromethane (mg/kg)	Bromoform (mg/kg)	Bromomethane (mg/kg)	2-Butanone (MEK) (mg/kg)	tert-Butyl alcohol (TBA) (mg/kg)	sec-Butylbenzene (mg/kg)	tert-Butylbenzene (mg/kg)	n-Butylbenzene (mg/kg)	Carbon Disulfide (mg/kg)	Carbon Tetrachloride (mg/kg)	Chlorobenzene (mg/kg)	Chloroethane (mg/kg)	Chloroform (mg/kg)	Chloromethane (mg/kg)	2-Chlorotoluene (mg/kg)	4-Chlorotoluene (mg/kg)	1,2-Dibromo-3-chloropropane (mg/kg)	Dibromochloromethane (mg/kg)	1,2-Dibromoethane (EDB) (mg/kg)	Dibromomethane (mg/kg)	1,2-Dichlorobenzene (mg/kg)	1,3-Dichlorobenzene (mg/kg)	1,4-Dichlorobenzene (mg/kg)	Dichlorodifluoromethane (R12) (mg/kg)	1,1-Dichloroethane (mg/kg)	1,2-Dichloroethane (EDC) (mg/kg)	trans-1,2-Dichloroethylene (mg/kg)	cis-1,2-Dichloroethylene (mg/kg)	1,1-Dichloroethylene (mg/kg)	1,2-Dichloropropane (mg/kg)	1,3-Dichloropropane (mg/kg)
RWQCB Site-Specific Soil Cleanup Goal (0.5 ft below ground surface)			**0.994**	**0.005**	**0.013**	**0.005**	**0.005**	**0.005**	**0.005**	**0.005**	**0.05**	**0.02**	**2.22**	**1.78**	**3.4**	**0.046**	**0.005**	**0.005**	**0.005**	**0.005**	**0.005**	**0.005**	**0.005**	**0.01**	**0.005**	**0.005**	**0.005**	**0.005**	**0.005**	**0.005**	**0.005**	**0.005**	**0.005**	**0.005**	**0.005**	**0.005**	**0.005**	**0.005**
RWQCB Site-Specific Soil Cleanup Goal (5 ft below ground surface)			**1.28**	**0.005**	**0.011**	**0.005**	**0.005**	**0.005**	**0.005**	**0.005**	**0.05**	**0.02**	**0.129**	**0.11**	**0.179**	**0.023**	**0.005**	**0.005**	**0.005**	**0.005**	**0.005**	**0.005**	**0.005**	**0.01**	**0.005**	**0.005**	**0.005**	**0.005**	**0.005**	**0.005**	**0.005**	**0.005**	**0.005**	**0.005**	**0.005**	**0.005**	**0.005**	**0.005**
EX-19-W3-6	6	9/1/2015	<0.050	<0.0050	<0.010	<0.0050	<0.0050	<0.0050	<0.0050	<0.0050	<0.050	<0.020	<0.0050	<0.0050	<0.0050	<0.0050	<0.0050	<0.0050	<0.0050	<0.0050	<0.0050	<0.0050	<0.0050	<0.010	<0.0050	<0.0050	<0.0050	<0.0050	<0.0050	<0.0050	<0.0050	<0.0050	<0.0050	<0.0050	<0.0050	<0.0050	<0.0050	<0.0050
EX-19-W3-9	9	9/1/2015	<0.050	<0.0050	<0.010	<0.0050	<0.0050	<0.0050	<0.0050	<0.0050	<0.050	<0.020	<0.0050	<0.0050	<0.0050	<0.0050	<0.0050	<0.0050	<0.0050	<0.0050	<0.0050	<0.0050	<0.0050	<0.010	<0.0050	<0.0050	<0.0050	<0.0050	<0.0050	<0.0050	<0.0050	<0.0050	<0.0050	<0.0050	<0.0050	<0.0050	<0.0050	<0.0050
EX-19-W4-3	3	9/1/2015	<0.050	<0.0050	<0.010	<0.0050	<0.0050	<0.0050	<0.0050	<0.0050	<0.050	<0.020	<0.0050	<0.0050	<0.0050	<0.0050	<0.0050	<0.0050	<0.0050	<0.0050	<0.0050	<0.0050	<0.0050	<0.010	<0.0050	<0.0050	<0.0050	<0.0050	<0.0050	<0.0050	<0.0050	<0.0050	<0.0050	<0.0050	<0.0050	<0.0050	<0.0050	<0.0050
EX-19-W4-6	6	9/1/2015	<0.050	<0.0050	<0.010	<0.0050	<0.0050	<0.0050	<0.0050	<0.0050	<0.050	<0.020	<0.0050	<0.0050	<0.0050	<0.0050	<0.0050	<0.0050	<0.0050	<0.0050	<0.0050	<0.0050	<0.0050	<0.010	<0.0050	<0.0050	<0.0050	<0.0050	<0.0050	<0.0050	<0.0050	<0.0050	<0.0050	<0.0050	<0.0050	<0.0050	<0.0050	<0.0050
EX-19-W4-9	9	9/1/2015	<0.050	<0.0050	<0.010	<0.0050	<0.0050	<0.0050	<0.0050	<0.0050	<0.050	<0.020	<0.0050	<0.0050	<0.0050	<0.0050	<0.0050	<0.0050	<0.0050	<0.0050	<0.0050	<0.0050	<0.0050	<0.010	<0.0050	<0.0050	<0.0050	<0.0050	<0.0050	<0.0050	<0.0050	<0.0050	<0.0050	<0.0050	<0.0050	<0.0050	<0.0050	<0.0050
EX-19-W5-3	3	9/1/2015	<0.050	<0.0050	<0.010	<0.0050	<0.0050	<0.0050	<0.0050	<0.0050	<0.050	<0.020	<0.0050	<0.0050	<0.0050	<0.0050	<0.0050	<0.0050	<0.0050	<0.0050	<0.0050	<0.0050	<0.0050	<0.010	<0.0050	<0.0050	<0.0050	<0.0050	<0.0050	<0.0050	<0.0050	<0.0050	<0.0050	<0.0050	<0.0050	<0.0050	<0.0050	<0.0050
EX-19-W5-6	6	9/1/2015	<0.050	<0.0050	<0.010	<0.0050	<0.0050	<0.0050	<0.0050	<0.0050	<0.050	<0.020	<0.0050	<0.0050	<0.0050	<0.0050	<0.0050	<0.0050	<0.0050	<0.0050	<0.0050	<0.0050	<0.0050	<0.010	<0.0050	<0.0050	<0.0050	<0.0050	<0.0050	<0.0050	<0.0050	<0.0050	<0.0050	<0.0050	<0.0050	<0.0050	<0.0050	<0.0050
EX-19-W5-9	9	9/1/2015	<0.050	<0.0050	<0.010	<0.0050	<0.0050	<0.0050	<0.0050	<0.0050	<0.050	<0.020	<0.0050	<0.0050	<0.0050	<0.0050	<0.0050	<0.0050	<0.0050	<0.0050	<0.0050	<0.0050	<0.0050	<0.010	<0.0050	<0.0050	<0.0050	<0.0050	<0.0050	<0.0050	<0.0050	<0.0050	<0.0050	<0.0050	<0.0050	<0.0050	<0.0050	<0.0050
EX-19-W6-3	3	9/1/2015	<0.050	<0.0050	<0.010	<0.0050	<0.0050	<0.0050	<0.0050	<0.0050	<0.050	<0.020	<0.0050	<0.0050	<0.0050	<0.0050	<0.0050	<0.0050	<0.0050	<0.0050	<0.0050	<0.0050	<0.0050	<0.010	<0.0050	<0.0050	<0.0050	<0.0050	<0.0050	<0.0050	<0.0050	<0.0050	<0.0050	<0.0050	<0.0050	<0.0050	<0.0050	<0.0050
EX-19-W6-6	6	9/1/2015	<0.050	<0.0050	<0.010	<0.0050	<0.0050	<0.0050	<0.0050	<0.0050	<0.050	<0.020	<0.0050	<0.0050	<0.0050	<0.0050	<0.0050	<0.0050	<0.0050	<0.0050	<0.0050	<0.0050	<0.0050	<0.010	<0.0050	<0.0050	<0.0050	<0.0050	<0.0050	<0.0050	<0.0050	<0.0050	<0.0050	<0.0050	<0.0050	<0.0050	<0.0050	<0.0050
EX-19-W6-9	9	9/1/2015	<0.050	<0.0050	<0.010	<0.0050	<0.0050	<0.0050	<0.0050	<0.0050	<0.050	<0.020	<0.0050	<0.0050	<0.0050	<0.0050	<0.0050	<0.0050	<0.0050	<0.0050	<0.0050	<0.0050	<0.0050	<0.010	<0.0050	<0.0050	<0.0050	<0.0050	<0.0050	<0.0050	<0.0050	<0.0050	<0.0050	<0.0050	<0.0050	<0.0050	<0.0050	<0.0050
EX-19-E1-3	3	12/7/2015	<0.050	<0.0050	<0.010	<0.0050	<0.0050	<0.0050	<0.0050	<0.0050	<0.050	<0.020	<0.0050	<0.0050	<0.0050	<0.0050	<0.0050	<0.0050	<0.0050	<0.0050	<0.0050	<0.0050	<0.0050	<0.010	<0.0050	<0.0050	<0.0050	<0.0050	<0.0050	<0.0050	<0.0050	<0.0050	<0.0050	<0.0050	<0.0050	<0.0050	<0.0050	<0.0050
EX-19-E1-6	6	12/7/2015	<0.050	<0.0050	<0.010	<0.0050	<0.0050	<0.0050	<0.0050	<0.0050	<0.050	<0.020	<0.0050	<0.0050	<0.0050	<0.0050	<0.0050	<0.0050	<0.0050	<0.0050	<0.0050	<0.0050	<0.0050	<0.010	<0.0050	<0.0050	<0.0050	<0.0050	<0.0050	<0.0050	<0.0050	<0.0050	<0.0050	<0.0050	<0.0050	<0.0050	<0.0050	<0.0050
EX-19-E1-9	9	12/7/2015	<0.050	<0.0050	<0.010	<0.0050	<0.0050	<0.0050	<0.0050	<0.0050	<0.050	<0.020	<0.0050	<0.0050	<0.0050	<0.0050	<0.0050	<0.0050	<0.0050	<0.0050	<0.0050	<0.0050	<0.0050	<0.010	<0.0050	<0.0050	<0.0050	<0.0050	<0.0050	<0.0050	<0.0050	<0.0050	<0.0050	<0.0050	<0.0050	<0.0050	<0.0050	<0.0050
EX-19-E2-3	3	12/7/2015	<0.050	<0.0050	<0.010	<0.0050	<0.0050	<0.0050	<0.0050	<0.0050	<0.050	<0.020	<0.0050	<0.0050	<0.0050	<0.0050	<0.0050	<0.0050	<0.0050	<0.0050	<0.0050	<0.0050	<0.0050	<0.010	<0.0050	<0.0050	<0.0050	<0.0050	<0.0050	<0.0050	<0.0050	<0.0050	<0.0050	<0.0050	<0.0050	<0.0050	<0.0050	<0.0050
EX-19-E2-6	6	12/7/2015	<0.050	<0.0050	<0.010	<0.0050	<0.0050	<0.0050	<0.0050	<0.0050	<0.050	<0.020	<0.0050	<0.0050	<0.0050	<0.0050	<0.0050	<0.0050	<0.0050	<0.0050	<0.0050	<0.0050	<0.0050	<0.010	<0.0050	<0.0050	<0.0050	<0.0050	<0.0050	<0.0050	<0.0050	<0.0050	<0.0050	<0.0050	<0.0050	<0.0050	<0.0050	<0.0050
EX-19-E2-9	9	12/7/2015	<0.050	<0.0050	<0.010	<0.0050	<0.0050	<0.0050	<0.0050	<0.0050	<0.050	<0.020	<0.0050	<0.0050	<0.0050	<0.0050	<0.0050	<0.0050	<0.0050	<0.0050	<0.0050	<0.0050	<0.0050	<0.010	<0.0050	<0.0050	<0.0050	<0.0050	<0.0050	<0.0050	<0.0050	<0.0050	<0.0050	<0.0050	<0.0050	<0.0050	<0.0050	<0.0050
EX-19-E3-3	3	12/7/2015	<0.050	<0.0050	<0.010	<0.0050	<0.0050	<0.0050	<0.0050	<0.0050	<0.050	<0.020	<0.0050	<0.0050	<0.0050	<0.0050	<0.0050	<0.0050	<0.0050	<0.0050	<0.0050	<0.0050	<0.0050	<0.010	<0.0050	<0.0050	<0.0050	<0.0050	<0.0050	<0.0050	<0.0050	<0.0050	<0.0050	<0.0050	<0.0050	<0.0050	<0.0050	<0.0050
EX-19-E3-6	6	12/7/2015	<0.050	<0.0050	<0.010	<0.0050	<0.0050	<0.0050	<0.0050	<0.0050	<0.050	<0.020	<0.0050	<0.0050	<0.0050	<0.0050	<0.0050	<0.0050	<0.0050	<0.0050	<0.0050	<0.0050	<0.0050	<0.010	<0.0050	<0.0050	<0.0050	<0.0050	<0.0050	<0.0050	<0.0050	<0.0050	<0.0050	<0.0050	<0.0050	<0.0050	<0.0050	<0.0050
EX-19-E3-9	9	12/7/2015	<0.050	<0.0050	<0.010	<0.0050	<0.0050	<0.0050	<0.0050	<0.0050	<0.050	<0.020	<0.0050	<0.0050	<0.0050	<0.0050	<0.0050	<0.0050	<0.0050	<0.0050	<0.0050	<0.0050	<0.0050	<0.010	<0.0050	<0.0050	<0.0050	<0.0050	<0.0050	<0.0050	<0.0050	<0.0050	<0.0050	<0.0050	<0.0050	<0.0050	<0.0050	<0.0050
EX-19-E4-3	3	12/7/2015	<0.050	<0.0050	<0.010	<0.0050	<0.0050	<0.0050	<0.0050	<0.0050	<0.050	<0.020	<0.0050	<0.0050	<0.0050	<0.0050	<0.0050	<0.0050	<0.0050	<0.0050	<0.0050	<0.0050	<0.0050	<0.010	<0.0050	<0.0050	<0.0050	<0.0050	<0.0050	<0.0050	<0.0050	<0.0050	<0.0050	<0.0050	<0.0050	<0.0050	<0.0050	<0.0050
EX-19-E4-6	6	12/7/2015	<0.050	<0.0050	<0.010	<0.0050	<0.0050	<0.0050	<0.0050	<0.0050	<0.050	<0.020	<0.0050	<0.0050	<0.0050	<0.0050	<0.0050	<0.0050	<0.0050	<0.0050	<0.0050	<0.0050	<0.0050	<0.010	<0.0050	<0.0050	<0.0050	<0.0050	<0.0050	<0.0050	<0.0050	<0.0050	<0.0050	<0.0050	<0.0050	<0.0050	<0.0050	<0.0050
EX-19-E4-9	9	12/7/2015	<0.050	<0.0050	<0.010	<0.0050	<0.0050	<0.0050	<0.0050	<0.0050	<0.050	<0.020	<0.0050	<0.0050	<0.0050	<0.0050	<0.0050	<0.0050	<0.0050	<0.0050	<0.0050	<0.0050	<0.0050	<0.010	<0.0050	<0.0050	<0.0050	<0.0050	<0.0050	<0.0050	<0.0050	<0.0050	<0.0050	<0.0050	<0.0050	<0.0050	<0.0050	<0.0050
EX-19-E5-3	3	12/7/2015	<0.050	<0.0050	<0.010	<0.0050	<0.0050	<0.0050	<0.0050	<0.0050	<0.050	<0.020	<0.0050	<0.0050	<0.0050	<0.0050	<0.0050	<0.0050	<0.0050	<0.0050	<0.0050	<0.0050	<0.0050	<0.010	<0.0050	<0.0050	<0.0050	<0.0050	<0.0050	<0.0050	<0.0050	<0.0050	<0.0050	<0.0050	<0.0050	<0.0050	<0.0050	<0.0050
EX-19-E5-6	6	12/7/2015	<0.050	<0.0050	<0.010	<0.0050	<0.0050	<0.0050	<0.0050	<0.0050	<0.050	<0.020	<0.0050	<0.0050	<0.0050	<0.0050	<0.0050	<0.0050	<0.0050	<0.0050	<0.0050	<0.0050	<0.0050	<0.010	<0.0050	<0.0050	<0.0050	<0.0050	<0.0050	<0.0050	<0.0050	<0.0050	<0.0050	<0.0050	<0.0050	<0.0050	<0.0050	<0.0050
EX-19-E5-9	9	12/7/2015	<0.050	<0.0050	<0.010	<0.0050	<0.0050	<0.0050	<0.0050	<0.0050	<0.050	<0.020	<0.0050	<0.0050	<0.0050	<0.0050	<0.0050	<0.0050	<0.0050	<0.0050	<0.0050	<0.0050	<0.0050	<0.010	<0.0050	<0.0050	<0.0050	<0.0050	<0.0050	<0.0050	<0.0050	<0.0050	<0.0050	<0.0050	<0.0050	<0.0050	<0.0050	<0.0050
EX-19-E6-3	3	12/7/2015	<0.050	<0.0050	<0.010	<0.0050	<0.0050	<0.0050	<0.0050	<0.0050	<0.050	<0.020	<0.0050	<0.0050	<0.0050	<0.0050	<0.0050	<0.0050	<0.0050	<0.0050	<0.0050	<0.0050	<0.0050	<0.010	<0.0050	<0.0050	<0.0050	<0.0050	<0.0050	<0.0050	<0.0050	<0.0050	<0.0050	<0.0050	<0.0050	<0.0050	<0.0050	<0.0050
EX-19-E6-6	6	12/7/2015	<0.050	<0.0050	<0.010	<0.0050	<0.0050	<0.0050	<0.0050	<0.0050	<0.050	<0.020	<0.0050	<0.0050	<0.0050	<0.0050	<0.0050	<0.0050	<0.0050	<0.0050	<0.0050	<0.0050	<0.0050	<0.010	<0.0050	<0.0050	<0.0050	<0.0050	<0.0050	<0.0050	<0.0050	<0.0050	<0.0050	<0.0050	<0.0050	<0.0050	<0.0050	<0.0050
EX-19-E6-9	9	12/7/2015	<0.050	<0.0050	<0.010	<0.0050	<0.0050	<0.0050	<0.0050	<0.0050	<0.050	<0.020	<0.0050	<0.0050	<0.0050	<0.0050	<0.0050	<0.0050	<0.0050	<0.0050	<0.0050	<0.0050	<0.0050	<0.010	<0.0050	<0.0050	<0.0050	<0.0050	<0.0050	<0.0050	<0.0050	<0.0050	<0.0050	<0.0050	<0.0050	<0.0050	<0.0050	<0.0050
EX-19-E7-3	3	12/7/2015	<0.050	<0.0050	<0.010	<0.0050	<0.0050	<0.0050	<0.0050	<0.0050	<0.050	<0.020	<0.0050	<0.0050	<0.0050	<0.0050	<0.0050	<0.0050	<0.0050	<0.0050	<0.0050	<0.0050	<0.0050	<0.010	<0.0050	<0.0050	<0.0050	<0.0050	<0.0050	<0.0050	<0.0050	<0.0050	<0.0050	<0.0050	<0.0050	<0.0050	<0.0050	<0.0050
EX-19-E7-6	6	12/7/2015	<0.050	<0.0050	<0.010	<0.0050	<0.0050	<0.0050	<0.0050	<0.0050	<0.050	<0.020	<0.0050	<0.0050	<0.0050	<0.0050	<0.0050	<0.0050	<0.0050	<0.0050	<0.0050	<0.0050	<0.0050	<0.010	<0.0050	<0.0050	<0.0050	<0.0050	<0.0050	<0.0050	<0.0050	<0.0050	<0.0050	<0.0050	<0.0050	<0.0050	<0.0050	<0.0050
EX-19-E7-9	9	12/7/2015	<0.050	<0.0050	<0.010	<0.0050	<0.0050	<0.0050	<0.0050	<0.0050	<0.050	<0.020	<0.0050	<0.0050	<0.0050	<0.0050	<0.0050	<0.0050	<0.0050	<0.0050	<0.0050	<0.0050	<0.0050	<0.010	<0.0050	<0.0050	<0.0050	<0.0050	<0.0050	<0.0050	<0.0050	<0.0050	<0.0050	<0.0050	<0.0050	<0.0050	<0.0050	<0.0050
EX-19-S1-3	3	12/7/2015	<0.050	<0.0050	<0.010	<0.0050	<0.0050	<0.0050	<0.0050	<0.0050	<0.050	<0.020	<0.0050	<0.0050	<0.0050	<0.0050	<0.0050	<0.0050	<0.0050	<0.0050	<0.0050	<0.0050	<0.0050	<0.010	<0.0050	<0.0050	<0.0050	<0.0050	<0.0050	<0.0050	<0.0050	<0.0050	<0.0050	<0.0050	<0.0050	<0.0050	<0.0050	<0.0050
EX-19-S1-6	6	12/7/2015	<0.050	<0.0050	<0.010	<0.0050	<0.0050	<0.0050	<0.0050	<0.0050	<0.050	<0.020	<0.0050	<0.0050	<0.0050	<0.0050	<0.0050	<0.0050	<0.0050	<0.0050	<0.0050	<0.0050	<0.0050	<0.010	<0.0050	<0.0050	<0.0050	<0.0050	<0.0050	<0.0050	<0.0050	<0.0050	<0.0050	<0.0050	<0.0050	<0.0050	<0.0050	<0.0050
EX-19-S1-9	9	12/7/2015	<0.050	<0.0050	<0.010	<0.0050	<0.0050	<0.0050	<0.0050	<0.0050	<0.050	<0.020	<0.0050	<0.0050	<0.0050	<0.0050	<0.0050	<0.0050	<0.0050	<0.0050	<0.0050	<0.0050	<0.0050	<0.010	<0.0050	<0.0050	<0.0050	<0.0050	<0.0050	<0.0050	<0.0050	<0.0050	<0.0050	<0.0050	<0.0050	<0.0050	<0.0050	<0.0050
EX-19-S2-3	3	12/7/2015	<0.050	<0.0050	<0.010	<0.0050	<0.0050	<0.0050	<0.0050	<0.0050	<0.050	<0.020	<0.0050	<0.0050	<0.0050	<0.0050	<0.0050	<0.0050	<0.0050	<0.0050	<0.0050	<0.0050	<0.0050	<0.010	<0.0050	<0.0050	<0.0050	<0.0050	<0.0050	<0.0050	<0.0050	<0.0050	<0.0050	<0.0050	<0.0050	<0.0050	<0.0050	<0.0050
EX-19-S2-6	6	12/7/2015	<0.050	<0.0050	<0.010	<0.0050	<0.0050	<0.0050	<0.0050	<0.0050	<0.050	<0.020	<0.0050	<0.0050	<0.0050	<0.0050	<0.0050	<0.0050	<0.0050	<0.0050	<0.0050	<0.0050	<0.0050	<0.010	<0.0050	<0.0050	<0.0050	<0.0050	<0.0050	<0.0050	<0.0050	<0.0050	<0.0050	<0.0050	<0.0050	<0.0050	<0.0050	<0.0050
EX-19-S2-9	9	12/7/2015	<0.050	<0.0050	<0.010	<0.0050	<0.0050	<0.0050	<0.0050	<0.0050	<0.050	<0.020	<0.0050	<0.0050	<0.0050	<0.0050	<0.0050	<0.0050	<0.0050	<0.0050	<0.0050	<0.0050	<0.0050	<0.010	<0.0050	<0.0050	<0.0050	<0.0050	<0.0050	<0.0050	<0.0050	<0.0050	<0.0050	<0.0050	<0.0050	<0.0050	<0.0050	<0.0050
EX-19-S3-3	3	12/7/2015	<0.050	<0.0050	<0.010	<0.0050	<0.0050	<0.0050	<0.0050	<0.0050	<0.050	<0.020	<0.0050	<0.0050	<0.0050	<0.0050	<0.0050	<0.0050	<0.0050	<0.0050	<0.0050	<0.0050	<0.0050	<0.010	<0.0050	<0.0050	<0.0050	<0.0050	<0.0050	<0.0050	<0.0050	<0.0050	<0.0050	<0.0050	<0.0050	<0.0050	<0.0050	<0.0050
EX-19-S3-6	6	12/7/2015	<0.050	<0.0050	<0.010	<0.0050	<0.0050	<0.0050	<0.0050	<0.0050	<0.050	<0.020	<0.0050	<0.0050	<0.0050	<0.0050	<0.0050	<0.0050	<0.0050	<0.0050	<0.0050	<0.0050	<0.0050	<0.010	<0.0050	<0.0050	<0.0050	<0.0050	<0.0050	<0.0050	<0.0050	<0.0050	<0.0050	<0.0050	<0.0050	<0.0050	<0.0050	<0.0050
EX-19-S3-9	9	12/7/2015	<0.050	<0.0050	<0.010	<0.0050	<0.0050	<0.0050	<0.0050	<0.0050	<0.050	<0.020	<0.0050	<0.0050	<0.0050	<0.0050	<0.0050	<0.0050	<0.0050	<0.0050	<0.0050	<0.0050	<0.0050	<0.010	<0.0050	<0.0050	<0.0050	<0.0050	<0.0050	<0.0050	<0.0050	<0.0050	<0.0050	<0.0050	<0.0050	<0.0050	<0.0050	<0.0050
EX-19-S4-3	3	12/7/2015	<0.050	<0.0050	<0.010	<0.0050	<0.0050	<0.0050	<0.0050	<0.0050	<0.050	<0.020	<0.0050	<0.0050	<0.0050	<0.0050	<0.0050	<0.0050	<0.0050	<0.0050	<0.0050	<0.0050	<0.0050	<0.010	<0.0050	<0.0050	<0.0050	<0.0050	<0.0050	<0.0050	<0.0050	<0.0050	<0.0050	<0.0050	<0.0050	<0.0050	<0.0050	<0.0050
EX-19-S4-6	6	12/7/2015	<0.050	<0.0050	<0.010	<0.0050	<0.0050	<0.0050	<0.0050	<0.0050	<0.050	<0.020	<0.0050	<0.0050	<0.0050	<0.0050	<0.0050	<0.0050	<0.0050	<0.0050	<0.0050	<0.0050	<0.0050	<0.010	<0.0050	<0.0050	<0.0050	<0.0050	<0.0050	<0.0050	<0.0050	<0.0050	<0.0050	<0.0050	<0.0050	<0.0050	<0.0050	<0.0050
EX-19-S4-9	9	12/7/2015	<0.050	<0.0050	<0.010	<0.0050	<0.0050	<0.0050	<0.0050	<0.0050	<0.050	<0.020	<0.0050	<0.0050	<0.0050	<0.0050	<0.0050	<0.0050	<0.0050	<0.0050	<0.0050	<0.0050	<0.0050	<0.010	<0.0050	<0.0050	<0.0050	<0.0050	<0.0050	<0.0050	<0.0050	<0.0050	<0.0050	<0.0050	<0.0050	<0.0050	<0.0050	<0.0050
EX-19-S5-3	3	12/7/2015	<0.050	<0.0050	<0.010	<0.0050	<0.0050	<0.0050	<0.0050	<0.0050	<0.050	<0.020	<0.0050	<0.0050	<0.0050	<0.0050	<0.0050	<0.0050	<0.0050	<0.0050	<0.0050	<0.0050	<0.0050	<0.010	<0.0050	<0.0050	<0.0050	<0.0050	<0.0050	<0.0050	<0.0050	<0.0050	<0.0050	<0.0050	<0.0050	<0.0050	<0.0050	<0.0050
EX-19-S5-6	6	12/7/2015	<0.050	<0.0050	<0.010	<0.0050	<0.0050	<0.0050	<0.0050	<0.0050	<0.050	<0.020	<0.0050	<0.0050	<0.0050	<0.0050	<0.0050	<0.0050	<0.0050	<0.0050	<0.0050	<0.0050	<0.0050	<0.010	<0.0050	<0.0050	<0.0050	<0.0050	<0.0050	<0.0050	<0.0050	<0.0050	<0.0050	<0.0050	<0.0050	<0.0050	<0.0050	<0.0050
EX-19-S5-9A (Step-out)	9	12/21/2015	<0.050	<0.0050	<0.010	<0.0050	<0.0050	<0.0050	<0.0050	<0.0050	<0.050	<0.020	<0.0050	<0.0050	<0.0050	<0.0050	<0.0050	<0.0050	<0.0050	<0.0050	<0.0050	<0.0050	<0.0050	<0.010	<0.0050	<0.0050	<0.0050	<0.0050	<0.0050	<0.0050	<0.0050	<0.0050	<0.0050	<0.0050	<0.0050	<0.0050	<0.0050	<0.0050
EX-19-S6-3	3	12/7/2015	<0.050	<0.0050	<0.010	<0.0050	<0.0050	<0.0050	<0.0050	<0.0050	<0.050	<0.020	<0.0050	<0.0050	<0.0050	<0.0050	<0.0050	<0.0050	<0.0050	<0.0050	<0.0050	<0.0050	<0.0050	<0.010	<0.0050	<0.0050	<0.0050	<0.0050	<0.0050	<0.0050	<0.0050	<0.0050	<0.0050	<0.0050	<0.0050	<0.0050	<0.0050	<0.0050
EX-19-S6-6	6	12/7/2015	<0.050	<0.0050	<0.010	<0.0050	<0.0050	<0.0050	<0.0050	<0.0050	<0.050	<0.020	<0.0050	<0.0050	<0.0050	<0.0050	<0.0050	<0.0050	<0.0050	<0.0050	<0.0050	<0.0050	<0.0050	<0.010	<0.0050	<0.0050	<0.0050	<0.0050	<0.0050	<0.0050	<0.0050	<0.0050	<0.0050	<0.0050	<0.0050	<0.0050	<0.0050	<0.0050
EX-19-S6-9	9	12/7/2015	<0.050	<0.0050	<0.010	<0.0050	<0.0050	<0.0050	<0.0050	<0.0050	<0.050	<0.020	<0.0050	<0.0050	<0.0050	<0.0050	<0.0050	<0.0050	<0.0050	<0.0050	<0.0050	<0.0050	<0.0050	<0.010	<0.0050	<0.0050	<0.0050	<0.0050	<0.0050	<0.0050	<0.0050	<0.0050	<0.0050	<0.0050	<0.0050	<0.0050	<0.0050	<0.0050
EX-19-S7-3	3	12/7/2015	<0.050	<0.0050	<0.010	<0.0050	<0.0050	<0.0050	<0.0050	<0.0050	<0.050	<0.020	<0.0050	<0.0050	<0.0050	<0.0050	<0.0050	<0.0050	<0.0050	<0.0050	<0.0050	<0.0050	<0.0050	<0.010	<0.0050	<0.0050	<0.0050	<0.0050	<0.0050	<0.0050	<0.0050	<0.0050	<0.0050	<0.0050	<0.0050	<0.0050	<0.0050	<0.0050
EX-19-S7-6	6	12/7/2015	<0.050	<0.0050	<0.010	<0.0050	<0.0050	<0.0050	<0.0050	<0.0050	<0.050	<0.020	<0.0050	<0.0050	<0.0050	<0.0050	<0.0050	<0.0050	<0.0050	<0.0050	<0.0050	<0.0050	<0.0050	<0.010	<0.0050	<0.0050	<0.0050	<0.0050	<0.0050	<0.0050	<0.0050	<0.0050	<0.0050	<0.0050	<0.0050	<0.0050	<0.0050	<0.0050
EX-19-S7-9	9	12/7/2015	<0.050	<0.0050	<0.010	<0.0050	<0.0050	<0.0050	<0.0050	<0.0050	<0.050	<0.020	<0.0050	<0.0050	<0.0050	<0.0050	<0.0050	<0.0050	<0.0050	<0.0050	<0.0050	<0.0050	<0.0050	<0.010	<0.0050	<0.0050	<0.0050	<0.0050	<0.0050	<0.0050	<0.0050	<0.0050	<0.0050	<0.0050	<0.0050	<0.0050	<0.0050	<0.0050
EX-19-S8-3	3	12/7/2015	<0.050	<0.0050	<0.010	<0.0050	<0.0050	<0.0050	<0.0050	<0.0050	<0.050	<0.020	<0.0050	<0.0050	<0.0050	<0.0050	<0.0050	<0.0050	<0.0

TABLE A-2
ANALYTICAL RESULTS FOR VOCs IN SOIL (0 TO 10 FEET BGS)
Defense Fuel Support Point Norwalk
15306 Norwalk Boulevard, Norwalk, California

Sample ID	Sample Depth	Date Sampled	2,2-Dichloropropane (mg/kg)	1,1-Dichloropropylene (mg/kg)	trans-1,3-Dichloropropylene (mg/kg)	cis-1,3-Dichloropropylene (mg/kg)	Diisopropyl ether (DIPE) (mg/kg)	Ethylbenzene (mg/kg)	Ethyl-tert-Butyl Ether (ETBE) (mg/kg)	Hexachlorobutadiene (mg/kg)	2-Hexanone (MBK) (mg/kg)	Isopropylbenzene (mg/kg)	4-Isopropyltoluene (mg/kg)	4-Methyl-2-pentanone (MIBK) (mg/kg)	Methylene Chloride (mg/kg)	Methyl-tert-Butyl Ether (MTBE) (mg/kg)	Naphthalene (mg/kg)	n-Propylbenzene (mg/kg)	Styrene (mg/kg)	1,1,1,2-Tetrachloroethane (mg/kg)	1,1,2,2-Tetrachloroethane (mg/kg)	Tetrachloroethylene (PCE) (mg/kg)	Toluene (mg/kg)	1,1,2-Trichloro-1,2,2-trifluoroethane (R113) (mg/kg)	1,2,3-Trichlorobenzene (mg/kg)	1,2,4-Trichlorobenzene (mg/kg)	1,1,1-Trichloroethane (mg/kg)	1,1,2-Trichloroethane (mg/kg)	Trichloroethylene (TCE) (mg/kg)	Trichlorofluoromethane (R11) (mg/kg)	1,2,3-Trichloropropane (mg/kg)	1,2,4-Trimethylbenzene (mg/kg)	1,3,5-Trimethylbenzene (mg/kg)	Vinyl chloride (mg/kg)	o-Xylene (mg/kg)	m,p-Xylenes (mg/kg)	Gasoline Range Organics (GRO) (mg/kg)
RWQCB Site-Specific Soil Cleanup Goal (0.5 ft below ground surface)			**0.005**	**0.005**	**0.005**	**0.005**	**0.424**	**1.44**	**0.005**	**0.01**	**0.05**	**4.78**	**0.005**	**0.05**	**0.05**	**0.005**	**0.231**	**1.87**	**0.399**	**0.005**	**0.005**	**0.005**	**0.444**	**0.005**	**0.005**	**0.005**	**0.005**	**0.005**	**0.005**	**0.005**	**0.005**	**1.8**	**1.77**	**0.005**	**---**	**---**	**500**
RWQCB Site-Specific Soil Cleanup Goal (5 ft below ground surface)			**0.005**	**0.005**	**0.005**	**0.005**	**0.212**	**1.07**	**0.005**	**0.01**	**0.05**	**0.303**	**0.005**	**0.05**	**0.05**	**0.005**	**0.012**	**0.114**	**0.03**	**0.005**	**0.005**	**0.005**	**0.356**	**0.005**	**0.005**	**0.005**	**0.005**	**0.005**	**0.005**	**0.005**	**0.005**	**0.12**	**0.118**	**0.005**	**---**	**---**	**100**
EX-19-W3-6	6	9/1/2015	<0.0050	<0.0050	<0.0050	<0.0050	<0.0050	<0.0020	<0.0050	<0.010	<0.050	<0.0050	<0.0050	<0.050	<0.050	<0.0050	<0.010	<0.0050	<0.0050	<0.0050	<0.0050	<0.0050	<0.0020	<0.0050	<0.0050	<0.0050	<0.0050	<0.0050	<0.0050	<0.0050	<0.0050	<0.0050	<0.0050	<0.0050	<0.0050	<0.0020	<0.0020	<0.50
EX-19-W3-9	9	9/1/2015	<0.0050	<0.0050	<0.0050	<0.0050	<0.0050	<0.0020	<0.0050	<0.010	<0.050	<0.0050	<0.0050	<0.050	<0.050	<0.0050	<0.010	<0.0050	<0.0050	<0.0050	<0.0050	<0.0050	<0.0020	<0.0050	<0.0050	<0.0050	<0.0050	<0.0050	<0.0050	<0.0050	<0.0050	<0.0050	<0.0050	<0.0050	<0.0050	<0.0020	<0.0020	<0.50
EX-19-W4-3	3	9/1/2015	<0.0050	<0.0050	<0.0050	<0.0050	<0.0050	<0.0020	<0.0050	<0.010	<0.050	<0.0050	<0.0050	<0.050	<0.050	<0.0050	<0.010	<0.0050	<0.0050	<0.0050	<0.0050	<0.0050	<0.0020	<0.0050	<0.0050	<0.0050	<0.0050	<0.0050	<0.0050	<0.0050	<0.0050	<0.0050	<0.0050	<0.0050	<0.0050	<0.0020	<0.0020	<0.50
EX-19-W4-6	6	9/1/2015	<0.0050	<0.0050	<0.0050	<0.0050	<0.0050	<0.0020	<0.0050	<0.010	<0.050	<0.0050	<0.0050	<0.050	<0.050	<0.0050	<0.010	<0.0050	<0.0050	<0.0050	<0.0050	<0.0050	<0.0020	<0.0050	<0.0050	<0.0050	<0.0050	<0.0050	<0.0050	<0.0050	<0.0050	<0.0050	<0.0050	<0.0050	<0.0050	<0.0020	<0.0020	<0.50
EX-19-W4-9	9	9/1/2015	<0.0050	<0.0050	<0.0050	<0.0050	<0.0050	<0.0020	<0.0050	<0.010	<0.050	<0.0050	<0.0050	<0.050	<0.050	<0.0050	<0.010	<0.0050	<0.0050	<0.0050	<0.0050	<0.0050	<0.0020	<0.0050	<0.0050	<0.0050	<0.0050	<0.0050	<0.0050	<0.0050	<0.0050	<0.0050	<0.0050	<0.0050	<0.0050	<0.0020	<0.0020	<0.50
EX-19-W5-3	3	9/1/2015	<0.0050	<0.0050	<0.0050	<0.0050	<0.0050	<0.0020	<0.0050	<0.010	<0.050	<0.0050	<0.0050	<0.050	<0.050	<0.0050	<0.010	<0.0050	<0.0050	<0.0050	<0.0050	<0.0050	<0.0020	<0.0050	<0.0050	<0.0050	<0.0050	<0.0050	<0.0050	<0.0050	<0.0050	<0.0050	<0.0050	<0.0050	<0.0050	<0.0020	<0.0020	<0.50
EX-19-W5-6	6	9/1/2015	<0.0050	<0.0050	<0.0050	<0.0050	<0.0050	<0.0020	<0.0050	<0.010	<0.050	<0.0050	<0.0050	<0.050	<0.050	<0.0050	<0.010	<0.0050	<0.0050	<0.0050	<0.0050	<0.0050	<0.0020	<0.0050	<0.0050	<0.0050	<0.0050	<0.0050	<0.0050	<0.0050	<0.0050	<0.0050	<0.0050	<0.0050	<0.0050	<0.0020	<0.0020	<0.50
EX-19-W5-9	9	9/1/2015	<0.0050	<0.0050	<0.0050	<0.0050	<0.0050	<0.0020	<0.0050	<0.010	<0.050	<0.0050	<0.0050	<0.050	<0.050	<0.0050	<0.010	<0.0050	<0.0050	<0.0050	<0.0050	<0.0050	<0.0020	<0.0050	<0.0050	<0.0050	<0.0050	<0.0050	<0.0050	<0.0050	<0.0050	<0.0050	<0.0050	<0.0050	<0.0050	<0.0020	<0.0020	<0.50
EX-19-W6-3	3	9/1/2015	<0.0050	<0.0050	<0.0050	<0.0050	<0.0050	<0.0020	<0.0050	<0.010	<0.050	<0.0050	<0.0050	<0.050	<0.050	<0.0050	<0.010	<0.0050	<0.0050	<0.0050	<0.0050	<0.0050	<0.0020	<0.0050	<0.0050	<0.0050	<0.0050	<0.0050	<0.0050	<0.0050	<0.0050	<0.0050	<0.0050	<0.0050	<0.0050	<0.0020	<0.0020	<0.50
EX-19-W6-6	6	9/1/2015	<0.0050	<0.0050	<0.0050	<0.0050	<0.0050	<0.0020	<0.0050	<0.010	<0.050	<0.0050	<0.0050	<0.050	<0.050	<0.0050	<0.010	<0.0050	<0.0050	<0.0050	<0.0050	<0.0050	<0.0020	<0.0050	<0.0050	<0.0050	<0.0050	<0.0050	<0.0050	<0.0050	<0.0050	<0.0050	<0.0050	<0.0050	<0.0050	<0.0020	<0.0020	<0.50
EX-19-W6-9	9	9/1/2015	<0.0050	<0.0050	<0.0050	<0.0050	<0.0050	<0.0020	<0.0050	<0.010	<0.050	<0.0050	<0.0050	<0.050	<0.050	<0.0050	<0.010	<0.0050	<0.0050	<0.0050	<0.0050	<0.0050	<0.0020	<0.0050	<0.0050	<0.0050	<0.0050	<0.0050	<0.0050	<0.0050	<0.0050	<0.0050	<0.0050	<0.0050	<0.0050	<0.0020	<0.0020	<0.50
EX-19-E1-3	3	12/7/2015	<0.0050	<0.0050	<0.0050	<0.0050	<0.0050	<0.0020	<0.0050	<0.010	<0.050	<0.0050	<0.0050	<0.050	<0.050	<0.0050	<0.010	<0.0050	<0.0050	<0.0050	<0.0050	<0.0050	<0.0020	<0.0050	<0.0050	<0.0050	<0.0050	<0.0050	<0.0050	<0.0050	<0.0050	<0.0050	<0.0050	<0.0050	<0.0050	<0.0020	**0.0025**	<0.50
EX-19-E1-6	6	12/7/2015	<0.0050	<0.0050	<0.0050	<0.0050	<0.0050	<0.0020	<0.0050	<0.010	<0.050	<0.0050	<0.0050	<0.050	<0.050	<0.0050	<0.010	<0.0050	<0.0050	<0.0050	<0.0050	<0.0050	<0.0020	<0.0050	<0.0050	<0.0050	<0.0050	<0.0050	<0.0050	<0.0050	<0.0050	<0.0050	<0.0050	<0.0050	<0.0050	<0.0020	<0.0020	<0.50
EX-19-E1-9	9	12/7/2015	<0.0050	<0.0050	<0.0050	<0.0050	<0.0050	<0.0020	<0.0050	<0.010	<0.050	<0.0050	<0.0050	<0.050	<0.050	<0.0050	<0.010	<0.0050	<0.0050	<0.0050	<0.0050	<0.0050	<0.0020	<0.0050	<0.0050	<0.0050	<0.0050	<0.0050	<0.0050	<0.0050	<0.0050	<0.0050	<0.0050	<0.0050	<0.0050	<0.0020	<0.0020	<0.50
EX-19-E2-3	3	12/7/2015	<0.0050	<0.0050	<0.0050	<0.0050	<0.0050	<0.0020	<0.0050	<0.010	<0.050	<0.0050	<0.0050	<0.050	<0.050	<0.0050	<0.010	<0.0050	<0.0050	<0.0050	<0.0050	<0.0050	<0.0020	<0.0050	<0.0050	<0.0050	<0.0050	<0.0050	<0.0050	<0.0050	<0.0050	<0.0050	<0.0050	<0.0050	<0.0050	<0.0020	<0.0020	<0.50
EX-19-E2-6	6	12/7/2015	<0.0050	<0.0050	<0.0050	<0.0050	<0.0050	<0.0020	<0.0050	<0.010	<0.050	<0.0050	<0.0050	<0.050	<0.050	<0.0050	<0.010	<0.0050	<0.0050	<0.0050	<0.0050	<0.0050	<0.0020	<0.0050	<0.0050	<0.0050	<0.0050	<0.0050	<0.0050	<0.0050	<0.0050	<0.0050	<0.0050	<0.0050	<0.0050	<0.0020	**0.0032**	<0.50
EX-19-E2-9	9	12/7/2015	<0.0050	<0.0050	<0.0050	<0.0050	<0.0050	<0.0020	<0.0050	<0.010	<0.050	<0.0050	<0.0050	<0.050	<0.050	<0.0050	<0.010	<0.0050	<0.0050	<0.0050	<0.0050	<0.0050	<0.0020	<0.0050	<0.0050	<0.0050	<0.0050	<0.0050	<0.0050	<0.0050	<0.0050	<0.0050	<0.0050	<0.0050	<0.0050	<0.0020	**0.0042**	<0.50
EX-19-E3-3	3	12/7/2015	<0.0050	<0.0050	<0.0050	<0.0050	<0.0050	<0.0020	<0.0050	<0.010	<0.050	<0.0050	<0.0050	<0.050	<0.050	<0.0050	<0.010	<0.0050	<0.0050	<0.0050	<0.0050	<0.0050	<0.0020	<0.0050	<0.0050	<0.0050	<0.0050	<0.0050	<0.0050	<0.0050	<0.0050	<0.0050	<0.0050	<0.0050	<0.0050	<0.0020	<0.0020	<0.50
EX-19-E3-6	6	12/7/2015	<0.0050	<0.0050	<0.0050	<0.0050	<0.0050	<0.0020	<0.0050	<0.010	<0.050	<0.0050	<0.0050	<0.050	<0.050	<0.0050	<0.010	<0.0050	<0.0050	<0.0050	<0.0050	<0.0050	<0.0020	<0.0050	<0.0050	<0.0050	<0.0050	<0.0050	<0.0050	<0.0050	<0.0050	<0.0050	<0.0050	<0.0050	<0.0050	<0.0020	<0.0020	<0.50
EX-19-E3-9	9	12/7/2015	<0.0050	<0.0050	<0.0050	<0.0050	<0.0050	<0.0020	<0.0050	<0.010	<0.050	<0.0050	<0.0050	<0.050	<0.050	<0.0050	<0.010	<0.0050	<0.0050	<0.0050	<0.0050	<0.0050	<0.0020	<0.0050	<0.0050	<0.0050	<0.0050	<0.0050	<0.0050	<0.0050	<0.0050	<0.0050	<0.0050	<0.0050	<0.0050	<0.0020	<0.0020	<0.50
EX-19-E4-3	3	12/7/2015	<0.0050	<0.0050	<0.0050	<0.0050	<0.0050	<0.0020	<0.0050	<0.010	<0.050	<0.0050	<0.0050	<0.050	<0.050	<0.0050	<0.010	<0.0050	<0.0050	<0.0050	<0.0050	<0.0050	<0.0020	<0.0050	<0.0050	<0.0050	<0.0050	<0.0050	<0.0050	<0.0050	<0.0050	<0.0050	<0.0050	<0.0050	<0.0050	<0.0020	<0.0020	<0.50
EX-19-E4-6	6	12/7/2015	<0.0050	<0.0050	<0.0050	<0.0050	<0.0050	<0.0020	<0.0050	<0.010	<0.050	<0.0050	<0.0050	<0.050	<0.050	<0.0050	<0.010	<0.0050	<0.0050	<0.0050	<0.0050	<0.0050	<0.0020	<0.0050	<0.0050	<0.0050	<0.0050	<0.0050	<0.0050	<0.0050	<0.0050	<0.0050	<0.0050	<0.0050	<0.0050	<0.0020	<0.0020	<0.50
EX-19-E4-9	9	12/7/2015	<0.0050	<0.0050	<0.0050	<0.0050	<0.0050	<0.0020	<0.0050	<0.010	<0.050	<0.0050	<0.0050	<0.050	<0.050	<0.0050	<0.010	<0.0050	<0.0050	<0.0050	<0.0050	<0.0050	<0.0020	<0.0050	<0.0050	<0.0050	<0.0050	<0.0050	<0.0050	<0.0050	<0.0050	<0.0050	<0.0050	<0.0050	<0.0050	<0.0020	<0.0020	<0.50
EX-19-E5-3	3	12/7/2015	<0.0050	<0.0050	<0.0050	<0.0050	<0.0050	<0.0020	<0.0050	<0.010	<0.050	<0.0050	<0.0050	<0.050	<0.050	<0.0050	<0.010	<0.0050	<0.0050	<0.0050	<0.0050	<0.0050	<0.0020	<0.0050	<0.0050	<0.0050	<0.0050	<0.0050	<0.0050	<0.0050	<0.0050	<0.0050	<0.0050	<0.0050	<0.0050	<0.0020	<0.0020	<0.50
EX-19-E5-6	6	12/7/2015	<0.0050	<0.0050	<0.0050	<0.0050	<0.0050	<0.0020	<0.0050	<0.010	<0.050	<0.0050	<0.0050	<0.050	<0.050	<0.0050	<0.010	<0.0050	<0.0050	<0.0050	<0.0050	<0.0050	<0.0020	<0.0050	<0.0050	<0.0050	<0.0050	<0.0050	<0.0050	<0.0050	<0.0050	<0.0050	<0.0050	<0.0050	<0.0050	<0.0020	<0.0020	<0.50
EX-19-E5-9	9	12/7/2015	<0.0050	<0.0050	<0.0050	<0.0050	<0.0050	<0.0020	<0.0050	<0.010	<0.050	<0.0050	<0.0050	<0.050	<0.050	<0.0050	<0.010	<0.0050	<0.0050	<0.0050	<0.0050	<0.0050	<0.0020	<0.0050	<0.0050	<0.0050	<0.0050	<0.0050	<0.0050	<0.0050	<0.0050	<0.0050	<0.0050	<0.0050	<0.0050	<0.0020	<0.0020	<0.50
EX-19-E6-3	3	12/7/2015	<0.0050	<0.0050	<0.0050	<0.0050	<0.0050	<0.0020	<0.0050	<0.010	<0.050	<0.0050	<0.0050	<0.050	<0.050	<0.0050	<0.010	<0.0050	<0.0050	<0.0050	<0.0050	<0.0050	<0.0020	<0.0050	<0.0050	<0.0050	<0.0050	<0.0050	<0.0050	<0.0050	<0.0050	<0.0050	<0.0050	<0.0050	<0.0050	<0.0020	**0.0039**	<0.50
EX-19-E6-6	6	12/7/2015	<0.0050	<0.0050	<0.0050	<0.0050	<0.0050	<0.0020	<0.0050	<0.010	<0.050	<0.0050	<0.0050	<0.050	<0.050	<0.0050	<0.010	<0.0050	<0.0050	<0.0050	<0.0050	<0.0050	<0.0020	<0.0050	<0.0050	<0.0050	<0.0050	<0.0050	<0.0050	<0.0050	<0.0050	<0.0050	<0.0050	<0.0050	<0.0050	<0.0020	**0.0039**	<0.50
EX-19-E6-9	9	12/7/2015	<0.0050	<0.0050	<0.0050	<0.0050	<0.0050	<0.0020	<0.0050	<0.010	<0.050	<0.0050	<0.0050	<0.050	<0.050	<0.0050	<0.010	<0.0050	<0.0050	<0.0050	<0.0050	<0.0050	<0.0020	<0.0050	<0.0050	<0.0050	<0.0050	<0.0050	<0.0050	<0.0050	<0.0050	<0.0050	<0.0050	<0.0050	<0.0050	<0.0020	**0.0052**	<0.50
EX-19-E7-3	3	12/7/2015	<0.0050	<0.0050	<0.0050	<0.0050	<0.0050	<0.0020	<0.0050	<0.010	<0.050	<0.0050	<0.0050	<0.050	<0.050	<0.0050	<0.010	<0.0050	<0.0050	<0.0050	<0.0050	<0.0050	<0.0020	<0.0050	<0.0050	<0.0050	<0.0050	<0.0050	<0.0050	<0.0050	<0.0050	<0.0050	<0.0050	<0.0050	<0.0050	<0.0020	**0.0051**	<0.50
EX-19-E7-6	6	12/7/2015	<0.0050	<0.0050	<0.0050	<0.0050	<0.0050	<0.0020	<0.0050	<0.010	<0.050	<0.0050	<0.0050	<0.050	<0.050	<0.0050	<0.010	<0.0050	<0.0050	<0.0050	<0.0050	<0.0050	<0.0020	<0.0050	<0.0050	<0.0050	<0.0050	<0.0050	<0.0050	<0.0050	<0.0050	<0.0050	<0.0050	<0.0050	<0.0050	<0.0020	**0.0021**	<0.50
EX-19-E7-9	9	12/7/2015	<0.0050	<0.0050	<0.0050	<0.0050	<0.0050	<0.0020	<0.0050	<0.010	<0.050	<0.0050	<0.0050	<0.050	<0.050	<0.0050	<0.010	<0.0050	<0.0050	<0.0050	<0.0050	<0.0050	<0.0020	<0.0050	<0.0050	<0.0050	<0.0050	<0.0050	<0.0050	<0.0050	<0.0050	<0.0050	<0.0050	<0.0050	<0.0050	<0.0020	**0.0042**	<0.50
EX-19-S1-3	3	12/7/2015	<0.0050	<0.0050	<0.0050	<0.0050	<0.0050	<0.0020	<0.0050	<0.010	<0.050	<0.0050	<0.0050	<0.050	<0.050	<0.0050	<0.010	<0.0050	<0.0050	<0.0050	<0.0050	<0.0050	<0.0020	<0.0050	<0.0050	<0.0050	<0.0050	<0.0050	<0.0050	<0.0050	<0.0050	<0.0050	<0.0050	<0.0050	<0.0050	<0.0020	**0.0021**	<0.50
EX-19-S1-6	6	12/7/2015	<0.0050	<0.0050	<0.0050	<0.0050	<0.0050	<0.0020	<0.0050	<0.010	<0.050	<0.0050	<0.0050	<0.050	<0.050	<0.0050	<0.010	<0.0050	<0.0050	<0.0050	<0.0050	<0.0050	<0.0020	<0.0050	<0.0050	<0.0050	<0.0050	<0.0050	<0.0050	<0.0050	<0.0050	<0.0050	<0.0050	<0.0050	<0.0050	<0.0020	**0.004**	<0.50
EX-19-S1-9	9	12/7/2015	<0.0050	<0.0050	<0.0050	<0.0050	<0.0050	<0.0020	<0.0050	<0.010	<0.050	<0.0050	<0.0050	<0.050	<0.050	<0.0050	<0.010	<0.0050	<0.0050	<0.0050	<0.0050	<0.0050	<0.0020	<0.0050	<0.0050	<0.0050	<0.0050	<0.0050	<0.0050	<0.0050	<0.0050	<0.0050	<0.0050	<0.0050	<0.0050	<0.0020	<0.0020	<0.50
EX-19-S2-3	3	12/7/2015	<0.0050	<0.0050	<0.0050	<0.0050	<0.0050	<0.0020	<0.0050	<0.010	<0.050	<0.0050	<0.0050	<0.050	<0.050	<0.0050	<0.010	<0.0050	<0.0050	<0.0050	<0.0050	<0.0050	<0.0020	<0.0050	<0.0050	<0.0050	<0.0050	<0.0050	<0.0050	<0.0050	<0.0050	<0.0050	<0.0050	<0.0050	<0.0050	<0.0020	<0.0020	<0.50
EX-19-S2-6	6	12/7/2015	<0.0050	<0.0050	<0.0050	<0.0050	<0.0050	<0.0020	<0.0050	<0.010	<0.050	<0.0050	<0.0050	<0.050	<0.050	<0.0050	<0.010	<0.0050	<0.0050	<0.0050	<0.0050	<0.0050	<0.0020	<0.0050	<0.0050	<0.0050	<0.0050	<0.0050	<0.0050	<0.0050	<0.0050	<0.0050	<0.0050	<0.0050	<0.0050	<0.0020	**0.0027**	<0.50
EX-19-S2-9	9	12/7/2015	<0.0050	<0.0050	<0.0050	<0.0050	<0.0050	**0.0059**	<0.0050	<0.010	<0.050	<0.0050	<0.0050	<0.050	<0.050	<0.0050	<0.010	<0.0050	<0.0050	<0.0050	<0.0050	<0.0050	**0.0030**	<0.0050	<0.0050	<0.0050	<0.0050	<0.0050	<0.0050	<0.0050	<0.0050	<0.0050	<0.0050	<0.0050	**0.0048**	**0.017**	<0.50
EX-19-S3-3	3	12/7/2015	<0.0050	<0.0050	<0.0050	<0.0050	<0.0050	<0.0020	<0.0050	<0.010	<0.050	<0.0050	<0.0050	<0.050	<0.050	<0.0050	<0.010	<0.0050	<0.0050	<0.0050	<0.0050	<0.0050	<0.0020	<0.0050	<0.0050	<0.0050	<0.0050	<0.0050	<0.0050	<0.0050	<0.0050	<0.0050	<0.0050	<0.0050	<0.0050	<0.0020	<0.0020	<0.50
EX-19-S3-6	6	12/7/2015	<0.0050	<0.0050	<0.0050	<0.0050	<0.0050	<0.0020	<0.0050	<0.010	<0.050	<0.0050	<0.0050	<0.050	<0.050	<0.0050	<0.010	<0.0050	<0.0050	<0.0050	<0.0050	<0.0050	<0.0020	<0.0050	<0.0050	<0.0050	<0.0050	<0.0050	<0.0050	<0.0050	<0.0050	<0.0050	<0.0050	<0.0050	<0.0050	<0.0020	<0.0020	<0.50
EX-19-S3-9	9	12/7/2015	<0.0050	<0.0050	<0.0050	<0.0050	<0.0050	<0.0020	<0.0050	<0.010	<0.050	<0.0050	<0.0050	<0.050	<0.050	<0.0050	<0.010	<0.0050	<0.0050	<0.0050	<0.0050	<0.0050	<0.0020	<0.0050	<0.0050	<0.0050	<0.0050	<0.0050	<0.0050	<0.0050	<0.0050	<0.0050	<0.0050	<0.0050	<0.0050	<0.0020	<0.0020	<0.50
EX-19-S4-3	3	12/7/2015	<0.0050	<0.0050	<0.0050	<0.0050	<0.0050	<0.0020	<0.0050	<0.010	<0.050	<0.0050	<0.0050	<0.050	<0.050	<0.0050	<0.010	<0.0050	<0.0050	<0.0050	<0.0050	<0.0050	<0.0020	<0.0050	<0.0050	<0.0050	<0.0050	<0.0050	<0.0050	<0.0050	<0.0050	<0.0050	<0.0050	<0.0050	<0.0050	<0.0020	<0.0020	<0.50
EX-19-S4-6	6	12/7/2015	<0.0050	<0.0050	<0.0050	<0.0050	<0.0050	<0.0020	<0.0050	<0.010	<0.050	<0.0050	<0.0050	<0.050	<0.050	<0.0050	<0.010	<0.0050	<0.0050	<0.0050	<0.0050	<0.0050	<0.0020	<0.0050	<0.0050	<0.0050	<0.0050	<0.0050	<0.0050	<0.0050	<0.0050	<0.0050	<0.0050	<0.0050	<0.0050	<0.0020	<0.0020	<0.50
EX-19-S4-9	9	12/7/2015	<0.0050	<0.0050	<0.0050	<0.0050	<0.0050	<0.0020	<0.0050	<0.010	<0.050	<0.0050	<0.0050	<0.050	<0.050	<0.0050	<0.010	<0.0050	<0.0050	<0.0050	<0.0050	<0.0050	<0.0020	<0.0050	<0.0050	<0.0050	<0.0050	<0.0050	<0.0050	<0.0050	<0.0050	<0.0050	<0.0050	<0.0050	<0.0050	<0.0020	<0.0020	<0.50
EX-19-S5-3	3	12/7/2015	<0.0050	<0.0050	<0.0050	<0.0050	<0.0050	<0.0020	<0.0050	<0.010	<0.050	<0.0050	<0.0050	<0.050	<0.050	<0.0050	<0.010	<0.0050	<0.0050	<0.0050	<0.0050	<0.0050	<0.0020	<0.0050	<0.0050	<0.0050	<0.0050	<0.0050	<0.0050	<0.0050	<0.0050	<0.0050	<0.0050	<0.0050	<0.0050	<0.0020	<0.0020	<0.50
EX-19-S5-6	6	12/7/2015	<0.0050	<0.0050	<0.0050	<0.0050	<0.0050	<0.0020	<0.0050	<0.010	<0.050	<0.0050	<0.0050	<0.050	<0.050	<0.0050	<0.010	<0.0050	<0.0050	<0.0050	<0.0050	<0.0050	<0.0020	<0.0050	<0.0050	<0.0050	<0.0050	<0.0050	<0.0050	<0.0050	<0.0050	<0.0050	<0.0050	<0.0050	<0.0050	<0.0020	<0.0020	<0.50
EX-19-S5-9A (Step-out)	9	12/21/2015	<0.0050	<0.0050	<0.0050	<0.0050	<0.0050	<0.0020	<0.0050	<0.010	<0.050	<0.0050	<0.0050	<0.050	<0.050	<0.0050	<0.010	<0.0050	<0.0050	<0.0050	<0.0050	<0.0050	<0.0020	<0.0050	<0.0050	<0.0050	<0.0050	<0.0050	<0.0050	<0.0050	<0.0050	<0.0050	<0.0050	<0.0050	<0.0050	<0.0020	<0.0020	<0.50
EX-19-S6-3	3	12/7/2015	<0.0050	<0.0050	<0.0050	<0.0050	<0.0050	<0.0020	<0.0050	<0.010	<0.050	<0.0050	<0.0050	<0.050	<0.050	<0.0050	<0.010	<0.0050	<0.0050	<0.0050	<0.0050	<0.0050	<0.0020	<0.0050	<0.0050	<0.0050	<0.0050	<0.0050	<0.0050	<0.0050	<0.0050	<0.0050	<0.0050	<0.0050	<0.0050	<0.0020	<0.0020	<0.50
EX-19-S6-6	6	12/7/2015	<0.0050	<0.0050	<0.0050	<0.0050	<0.0050	<0.0020	<0.0050	<0.010	<0.050	<0.0050	<0.0050	<0.050	<0.050	<0.0050	<0.010	<0.0050	<0.0050	<0.0050	<0.0050	<0.0050	<0.0020	<0.0050	<0.0050	<0.0050	<0.0050	<0.0050	<0.0050	<0.0050	<0.0050	<0.0050	<0.0050	<0.0050	<0.0050	<0.0020	<0.0020	<0.50
EX-19-S6-9	9	12/7/2015	<0.0050	<0.0050	<0.0050	<0.0050	<0.0050	<0.0020	<0.0050	<0.010	<0.050	<0.0050	<0.0050	<0.050	<0.050	<0.0050	<0.010	<0.0050	<0.0050	<0.0050	<0.0050	<0.0050	<0.0020	<0.0050	<0.0050	<0.0050	<0.0050	<0.0050	<0.0050	<0.0050	<0.0050	<0.0050	<0.0050	<0.0050	<0.0050	<0.0020	<0.0020	<0.50
EX-19-S7-3	3	12/7/2015	<0.0050	<0.0050	<0.0050	<0.0050	<0.0050	<0.0020	<0.0050	<0.010	<0.050	<0.0050	<0.0050	<0.050	<0.050	<0.0050	<0.010	<0.0050	<0.0050	<0.0050	<0.0050	<0.0050	<0.0020	<0.0050	<0.0050	<0.0050	<0.0050	<0.0050	<0.0050	<0.0050	<0.0050	<0.0050	<0.0050	<0.0050	<0.0050	<0.0020	<0.0020	<0.50
EX-19-S7-6	6	12/7/2015	<0.0050	<0.0050	<0.0050	<0.0050	<0.0050	**0.0024**	<0.0050	<0.010	<0.050	<0.0050	<0.0050	<0.050	<0.050	<0.0050	<0.010	<0.0050	<0.0050	<0.0050	<0.0050	<0.0050	<0.0020	<0.0050	<0.0050	<0.0050	<0.0050	<0.0050	<0.0050	<0.0050	<0.0050	<0.0050	<0.0050	<0.0050	<0.0050	<0.0020	**0.0063**	<0.50
EX-19-S7-9	9	12/7/2015	<0.0050	<0.0050	<0.0050	<0.0050	<0.0050	<0.0020	<0.0050	<0.010	<0.050	<0.0050	<0.0050	<0.050	<0.050	<0.0050	<0.010	<0.0050	<0.0050	<0.0050	<0.0050	<0.0050	<0.0020	<0.0050	<0.0050	<0.0050	<0.0050	<0.0050	<0.0050	<0.0050	<0.0050	<0.0050	<0.0050	<0.0050	<0.0050	<0.0020	**0.0024**	<0.50
EX-19-S8-3	3	12/7/2015	<0.0050	<0.0050	<0.0050	<0.0050	<0.0050	**0.0027**	<0.0050	<0.010	<0.050	<0.0050	<0.0050	<0.050	<0.050	<0.0050	<0.010	<0.0050	<0.0050	<0.0050	<0.0050

TABLE A-2
ANALYTICAL RESULTS FOR VOCs IN SOIL (0 TO 10 FEET BGS)
Defense Fuel Support Point Norwalk
15306 Norwalk Boulevard, Norwalk, California

Sample ID	Sample Depth	Date Sampled	Acetone (mg/kg)	tert-Amyl Methyl Ether (TAME) (mg/kg)	Benzene (mg/kg)	Bromobenzene (mg/kg)	Bromochloromethane (mg/kg)	Bromodichloromethane (mg/kg)	Bromoform (mg/kg)	Bromomethane (mg/kg)	2-Butanone (MEK) (mg/kg)	tert-Butyl alcohol (TBA) (mg/kg)	sec-Butylbenzene (mg/kg)	tert-Butylbenzene (mg/kg)	n-Butylbenzene (mg/kg)	Carbon Disulfide (mg/kg)	Carbon Tetrachloride (mg/kg)	Chlorobenzene (mg/kg)	Chloroethane (mg/kg)	Chloroform (mg/kg)	Chloromethane (mg/kg)	2-Chlorotoluene (mg/kg)	4-Chlorotoluene (mg/kg)	1,2-Dibromo-3-chloropropane (mg/kg)	Dibromochloromethane (mg/kg)	1,2-Dibromoethane (EDB) (mg/kg)	Dibromomethane (mg/kg)	1,2-Dichlorobenzene (mg/kg)	1,3-Dichlorobenzene (mg/kg)	1,4-Dichlorobenzene (mg/kg)	Dichlorodifluoromethane (R12) (mg/kg)	1,1-Dichloroethane (mg/kg)	1,2-Dichloroethane (EDC) (mg/kg)	trans-1,2-Dichloroethylene (mg/kg)	cis-1,2-Dichloroethylene (mg/kg)	1,1-Dichloroethylene (mg/kg)	1,2-Dichloropropane (mg/kg)	1,3-Dichloropropane (mg/kg)
RWQCB Site-Specific Soil Cleanup Goal (0.5 ft below ground surface)			**0.994**	**0.005**	**0.013**	**0.005**	**0.005**	**0.005**	**0.005**	**0.005**	**0.05**	**0.02**	**2.22**	**1.78**	**3.4**	**0.046**	**0.005**	**0.005**	**0.005**	**0.005**	**0.005**	**0.005**	**0.005**	**0.01**	**0.005**	**0.005**	**0.005**	**0.005**	**0.005**	**0.005**	**0.005**	**0.005**	**0.005**	**0.005**	**0.005**	**0.005**	**0.005**	**0.005**
RWQCB Site-Specific Soil Cleanup Goal (5 ft below ground surface)			**1.28**	**0.005**	**0.011**	**0.005**	**0.005**	**0.005**	**0.005**	**0.005**	**0.05**	**0.02**	**0.129**	**0.11**	**0.179**	**0.023**	**0.005**	**0.005**	**0.005**	**0.005**	**0.005**	**0.005**	**0.005**	**0.01**	**0.005**	**0.005**	**0.005**	**0.005**	**0.005**	**0.005**	**0.005**	**0.005**	**0.005**	**0.005**	**0.005**	**0.005**	**0.005**	**0.005**
C00070	---	5/5/2015	<0.050	<0.0050	<0.0020	<0.0050	<0.0050	<0.0050	<0.0050	<0.0050	<0.050	<0.020	<0.0050	<0.0050	<0.0050	<0.0050	<0.0050	<0.0050	<0.0050	<0.0050	<0.0050	<0.0050	<0.0050	<0.010	<0.0050	<0.0050	<0.0050	<0.0050	<0.0050	<0.0050	<0.0050	<0.0050	<0.0050	<0.0050	<0.0050	<0.0050	<0.0050	<0.0050
C00071	---	5/5/2015	<0.050	<0.0050	<0.0020	<0.0050	<0.0050	<0.0050	<0.0050	<0.0050	<0.050	<0.020	<0.0050	<0.0050	<0.0050	<0.0050	<0.0050	<0.0050	<0.0050	<0.0050	<0.0050	<0.0050	<0.0050	<0.010	<0.0050	<0.0050	<0.0050	<0.0050	<0.0050	<0.0050	<0.0050	<0.0050	<0.0050	<0.0050	<0.0050	<0.0050	<0.0050	<0.0050
C00072	---	5/5/2015	<0.050	<0.0050	<0.0020	<0.0050	<0.0050	<0.0050	<0.0050	<0.0050	<0.050	<0.020	<0.0050	<0.0050	<0.0050	<0.0050	<0.0050	<0.0050	<0.0050	<0.0050	<0.0050	<0.0050	<0.0050	<0.010	<0.0050	<0.0050	<0.0050	<0.0050	<0.0050	<0.0050	<0.0050	<0.0050	<0.0050	<0.0050	<0.0050	<0.0050	<0.0050	<0.0050
C00073	---	5/5/2015	<0.050	<0.0050	<0.0020	<0.0050	<0.0050	<0.0050	<0.0050	<0.0050	<0.050	<0.020	<0.0050	<0.0050	<0.0050	<0.0050	<0.0050	<0.0050	<0.0050	<0.0050	<0.0050	<0.0050	<0.0050	<0.010	<0.0050	<0.0050	<0.0050	<0.0050	<0.0050	<0.0050	<0.0050	<0.0050	<0.0050	<0.0050	<0.0050	<0.0050	<0.0050	<0.0050
C00074	---	5/5/2015	<0.050	<0.0050	<0.0020	<0.0050	<0.0050	<0.0050	<0.0050	<0.0050	<0.050	<0.020	<0.0050	<0.0050	<0.0050	<0.0050	<0.0050	<0.0050	<0.0050	<0.0050	<0.0050	<0.0050	<0.0050	<0.010	<0.0050	<0.0050	<0.0050	<0.0050	<0.0050	<0.0050	<0.0050	<0.0050	<0.0050	<0.0050	<0.0050	<0.0050	<0.0050	<0.0050
C00075	---	5/5/2015	<0.050	<0.0050	<0.0020	<0.0050	<0.0050	<0.0050	<0.0050	<0.0050	<0.050	<0.020	<0.0050	<0.0050	<0.0050	<0.0050	<0.0050	<0.0050	<0.0050	<0.0050	<0.0050	<0.0050	<0.0050	<0.010	<0.0050	<0.0050	<0.0050	<0.0050	<0.0050	<0.0050	<0.0050	<0.0050	<0.0050	<0.0050	<0.0050	<0.0050	<0.0050	<0.0050
C00076	---	5/5/2015	<0.050	<0.0050	<0.0020	<0.0050	<0.0050	<0.0050	<0.0050	<0.0050	<0.050	<0.020	<0.0050	<0.0050	<0.0050	<0.0050	<0.0050	<0.0050	<0.0050	<0.0050	<0.0050	<0.0050	<0.0050	<0.010	<0.0050	<0.0050	<0.0050	<0.0050	<0.0050	<0.0050	<0.0050	<0.0050	<0.0050	<0.0050	<0.0050	<0.0050	<0.0050	<0.0050
C00077	---	5/5/2015	<0.050	<0.0050	<0.0020	<0.0050	<0.0050	<0.0050	<0.0050	<0.0050	<0.050	<0.020	<0.0050	<0.0050	<0.0050	<0.0050	<0.0050	<0.0050	<0.0050	<0.0050	<0.0050	<0.0050	<0.0050	<0.010	<0.0050	<0.0050	<0.0050	<0.0050	<0.0050	<0.0050	<0.0050	<0.0050	<0.0050	<0.0050	<0.0050	<0.0050	<0.0050	<0.0050
C00078	---	5/5/2015	<0.050	<0.0050	<0.0020	<0.0050	<0.0050	<0.0050	<0.0050	<0.0050	<0.050	<0.020	<0.0050	<0.0050	<0.0050	<0.0050	<0.0050	<0.0050	<0.0050	<0.0050	<0.0050	<0.0050	<0.0050	<0.010	<0.0050	<0.0050	<0.0050	<0.0050	<0.0050	<0.0050	<0.0050	<0.0050	<0.0050	<0.0050	<0.0050	<0.0050	<0.0050	<0.0050
C00079	---	5/5/2015	<0.050	<0.0050	<0.0020	<0.0050	<0.0050	<0.0050	<0.0050	<0.0050	<0.050	<0.020	<0.0050	<0.0050	<0.0050	<0.0050	<0.0050	<0.0050	<0.0050	<0.0050	<0.0050	<0.0050	<0.0050	<0.010	<0.0050	<0.0050	<0.0050	<0.0050	<0.0050	<0.0050	<0.0050	<0.0050	<0.0050	<0.0050	<0.0050	<0.0050	<0.0050	<0.0050
C00080	---	5/5/2015	<0.050	<0.0050	<0.0020	<0.0050	<0.0050	<0.0050	<0.0050	<0.0050	<0.050	<0.020	<0.0050	<0.0050	<0.0050	<0.0050	<0.0050	<0.0050	<0.0050	<0.0050	<0.0050	<0.0050	<0.0050	<0.010	<0.0050	<0.0050	<0.0050	<0.0050	<0.0050	<0.0050	<0.0050	<0.0050	<0.0050	<0.0050	<0.0050	<0.0050	<0.0050	<0.0050
C00081	---	5/5/2015	<0.050	<0.0050	<0.0020	<0.0050	<0.0050	<0.0050	<0.0050	<0.0050	<0.050	<0.020	<0.0050	<0.0050	<0.0050	<0.0050	<0.0050	<0.0050	<0.0050	<0.0050	<0.0050	<0.0050	<0.0050	<0.010	<0.0050	<0.0050	<0.0050	<0.0050	<0.0050	<0.0050	<0.0050	<0.0050	<0.0050	<0.0050	<0.0050	<0.0050	<0.0050	<0.0050
C00082	---	5/5/2015	<0.050	<0.0050	<0.0020	<0.0050	<0.0050	<0.0050	<0.0050	<0.0050	<0.050	<0.020	<0.0050	<0.0050	<0.0050	<0.0050	<0.0050	<0.0050	<0.0050	<0.0050	<0.0050	<0.0050	<0.0050	<0.010	<0.0050	<0.0050	<0.0050	<0.0050	<0.0050	<0.0050	<0.0050	<0.0050	<0.0050	<0.0050	<0.0050	<0.0050	<0.0050	<0.0050
C00083	---	5/5/2015	<0.050	<0.0050	<0.0020	<0.0050	<0.0050	<0.0050	<0.0050	<0.0050	<0.050	<0.020	<0.0050	<0.0050	<0.0050	<0.0050	<0.0050	<0.0050	<0.0050	<0.0050	<0.0050	<0.0050	<0.0050	<0.010	<0.0050	<0.0050	<0.0050	<0.0050	<0.0050	<0.0050	<0.0050	<0.0050	<0.0050	<0.0050	<0.0050	<0.0050	<0.0050	<0.0050
C00084	---	5/5/2015	<0.050	<0.0050	<0.0020	<0.0050	<0.0050	<0.0050	<0.0050	<0.0050	<0.050	<0.020	<0.0050	<0.0050	<0.0050	<0.0050	<0.0050	<0.0050	<0.0050	<0.0050	<0.0050	<0.0050	<0.0050	<0.010	<0.0050	<0.0050	<0.0050	<0.0050	<0.0050	<0.0050	<0.0050	<0.0050	<0.0050	<0.0050	<0.0050	<0.0050	<0.0050	<0.0050
C00086	---	5/5/2015	<0.050	<0.0050	<0.0020	<0.0050	<0.0050	<0.0050	<0.0050	<0.0050	<0.050	<0.020	<0.0050	<0.0050	<0.0050	<0.0050	<0.0050	<0.0050	<0.0050	<0.0050	<0.0050	<0.0050	<0.0050	<0.010	<0.0050	<0.0050	<0.0050	<0.0050	<0.0050	<0.0050	<0.0050	<0.0050	<0.0050	<0.0050	<0.0050	<0.0050	<0.0050	<0.0050
C00087	---	5/5/2015	<0.050	<0.0050	<0.0020	<0.0050	<0.0050	<0.0050	<0.0050	<0.0050	<0.050	<0.020	<0.0050	<0.0050	<0.0050	<0.0050	<0.0050	<0.0050	<0.0050	<0.0050	<0.0050	<0.0050	<0.0050	<0.010	<0.0050	<0.0050	<0.0050	<0.0050	<0.0050	<0.0050	<0.0050	<0.0050	<0.0050	<0.0050	<0.0050	<0.0050	<0.0050	<0.0050
C00088	---	5/5/2015	<0.050	<0.0050	<0.0020	<0.0050	<0.0050	<0.0050	<0.0050	<0.0050	<0.050	<0.020	<0.0050	<0.0050	<0.0050	<0.0050	<0.0050	<0.0050	<0.0050	<0.0050	<0.0050	<0.0050	<0.0050	<0.010	<0.0050	<0.0050	<0.0050	<0.0050	<0.0050	<0.0050	<0.0050	<0.0050	<0.0050	<0.0050	<0.0050	<0.0050	<0.0050	<0.0050
C00089	---	5/5/2015	<0.050	<0.0050	<0.0020	<0.0050	<0.0050	<0.0050	<0.0050	<0.0050	<0.050	<0.020	<0.0050	<0.0050	<0.0050	<0.0050	<0.0050	<0.0050	<0.0050	<0.0050	<0.0050	<0.0050	<0.0050	<0.010	<0.0050	<0.0050	<0.0050	<0.0050	<0.0050	<0.0050	<0.0050	<0.0050	<0.0050	<0.0050	<0.0050	<0.0050	<0.0050	<0.0050
CS-1-69A-L *	Lower	7/1/2015	<0.050	<0.0050	<0.010	<0.0050	<0.0050	<0.0050	<0.0050	<0.0050	<0.050	<0.020	<0.0050	<0.0050	<0.0050	<0.0050	<0.0050	<0.0050	<0.0050	<0.0050	<0.0050	<0.0050	<0.0050	<0.010	<0.0050	<0.0050	<0.0050	<0.0050	<0.0050	<0.0050	<0.0050	<0.0050	<0.0050	<0.0050	<0.0050	<0.0050	<0.0050	<0.0050
CS-1-69A-M *	Middle	7/1/2015	<0.050	<0.0050	<0.010	<0.0050	<0.0050	<0.0050	<0.0050	<0.0050	<0.050	<0.020	<0.0050	<0.0050	<0.0050	<0.0050	<0.0050	<0.0050	<0.0050	<0.0050	<0.0050	<0.0050	<0.0050	<0.010	<0.0050	<0.0050	<0.0050	<0.0050	<0.0050	<0.0050	<0.0050	<0.0050	<0.0050	<0.0050	<0.0050	<0.0050	<0.0050	<0.0050
CS-1-71A-L *	Lower	7/1/2015	**0.072**	<0.0050	<0.010	<0.0050	<0.0050	<0.0050	<0.0050	<0.0050	<0.050	<0.020	<0.0050	<0.0050	<0.0050	<0.0050	<0.0050	<0.0050	<0.0050	<0.0050	<0.0050	<0.0050	<0.0050	<0.010	<0.0050	<0.0050	<0.0050	<0.0050	<0.0050	<0.0050	<0.0050	<0.0050	<0.0050	<0.0050	<0.0050	<0.0050	<0.0050	<0.0050
CS-1-71A-M *	Middle	7/1/2015	**0.080**	<0.0050	<0.010	<0.0050	<0.0050	<0.0050	<0.0050	<0.0050	<0.050	<0.020	<0.0050	<0.0050	<0.0050	<0.0050	<0.0050	<0.0050	<0.0050	<0.0050	<0.0050	<0.0050	<0.0050	<0.010	<0.0050	<0.0050	<0.0050	<0.0050	<0.0050	<0.0050	<0.0050	<0.0050	<0.0050	<0.0050	<0.0050	<0.0050	<0.0050	<0.0050
CS-1-73A-JD *	---	7/1/2015	**0.12**	<0.0050	<0.010	<0.0050	<0.0050	<0.0050	<0.0050	<0.0050	<0.050	<0.020	<0.0050	<0.0050	<0.0050	<0.0050	<0.0050	<0.0050	<0.0050	<0.0050	<0.0050	<0.0050	<0.0050	<0.010	<0.0050	<0.0050	<0.0050	<0.0050	<0.0050	<0.0050	<0.0050	<0.0050	<0.0050	<0.0050	<0.0050	<0.0050	<0.0050	<0.0050
CS-1-75A-JD *	---	7/1/2015	<0.050	<0.0050	<0.010	<0.0050	<0.0050	<0.0050	<0.0050	<0.0050	<0.050	<0.020	<0.0050	<0.0050	<0.0050	<0.0050	<0.0050	<0.0050	<0.0050	<0.0050	<0.0050	<0.0050	<0.0050	<0.010	<0.0050	<0.0050	<0.0050	<0.0050	<0.0050	<0.0050	<0.0050	<0.0050	<0.0050	<0.0050	<0.0050	<0.0050	<0.0050	<0.0050
CS-1-75-JD *	---	7/1/2015	**0.10**	<0.0050	<0.010	<0.0050	<0.0050	<0.0050	<0.0050	<0.0050	<0.050	<0.020	<0.0050	<0.0050	<0.0050	<0.0050	<0.0050	<0.0050	<0.0050	<0.0050	<0.0050	<0.0050	<0.0050	<0.010	<0.0050	<0.0050	<0.0050	<0.0050	<0.0050	<0.0050	<0.0050	<0.0050	<0.0050	<0.0050	<0.0050	<0.0050	<0.0050	<0.0050
CS-1-78A-JD *	---	7/1/2015	<0.050	<0.0050	<0.010	<0.0050	<0.0050	<0.0050	<0.0050	<0.0050	<0.050	<0.020	<0.0050	<0.0050	<0.0050	<0.0050	<0.0050	<0.0050	<0.0050	<0.0050	<0.0050	<0.0050	<0.0050	<0.010	<0.0050	<0.0050	<0.0050	<0.0050	<0.0050	<0.0050	<0.0050	<0.0050	<0.0050	<0.0050	<0.0050	<0.0050	<0.0050	<0.0050
CS-1-85-JD *	---	7/1/2015	**0.065**	<0.0050	<0.010	<0.0050	<0.0050	<0.0050	<0.0050	<0.0050	<0.050	<0.020	<0.0050	<0.0050	<0.0050	<0.0050	<0.0050	<0.0050	<0.0050	<0.0050	<0.0050	<0.0050	<0.0050	<0.010	<0.0050	<0.0050	<0.0050	<0.0050	<0.0050	<0.0050	<0.0050	<0.0050	<0.0050	<0.0050	<0.0050	<0.0050	<0.0050	<0.0050
CS-1-86A-JD *	---	7/1/2015	**0.064**	<0.0050	<0.010	<0.0050	<0.0050	<0.0050	<0.0050	<0.0050	<0.050	<0.020	<0.0050	<0.0050	<0.0050	<0.0050	<0.0050	<0.0050	<0.0050	<0.0050	<0.0050	<0.0050	<0.0050	<0.010	<0.0050	<0.0050	<0.0050	<0.0050	<0.0050	<0.0050	<0.0050	<0.0050	<0.0050	<0.0050	<0.0050	<0.0050	<0.0050	<0.0050
C00121	---	5/28/2015	<0.050	<0.0050	<0.0020	<0.0050	<0.0050	<0.0050	<0.0050	<0.0050	<0.050	<0.020	<0.0050	<0.0050	<0.0050	<0.0050	<0.0050	<0.0050	<0.0050	<0.0050	<0.0050	<0.0050	<0.0050	<0.010	<0.0050	<0.0050	<0.0050	<0.0050	<0.0050	<0.0050	<0.0050	<0.0050	<0.0050	<0.0050	<0.0050	<0.0050	<0.0050	<0.0050
C00122	---	5/28/2015	<0.050	<0.0050	<0.0020	<0.0050	<0.0050	<0.0050	<0.0050	<0.0050	<0.050	<0.020	<0.0050	<0.0050	<0.0050	<0.0050	<0.0050	<0.0050	<0.0050	<0.0050	<0.0050	<0.0050	<0.0050	<0.010	<0.0050	<0.0050	<0.0050	<0.0050	<0.0050	<0.0050	<0.0050	<0.0050	<0.0050	<0.0050	<0.0050	<0.0050	<0.0050	<0.0050
C00123	---	5/28/2015	<0.050	<0.0050	<0.0020	<0.0050	<0.0050	<0.0050	<0.0050	<0.0050	<0.050	<0.020	<0.0050	<0.0050	<0.0050	<0.0050	<0.0050	<0.0050	<0.0050	<0.0050	<0.0050	<0.0050	<0.0050	<0.010	<0.0050	<0.0050	<0.0050	<0.0050	<0.0050	<0.0050	<0.0050	<0.0050	<0.0050	<0.0050	<0.0050	<0.0050	<0.0050	<0.0050
C00124	---	5/28/2015	<0.050	<0.0050	<0.0020	<0.0050	<0.0050	<0.0050	<0.0050	<0.0050	<0.050	<0.020	<0.0050	<0.0050	<0.0050	<0.0050	<0.0050	<0.0050	<0.0050	<0.0050	<0.0050	<0.0050	<0.0050	<0.010	<0.0050	<0.0050	<0.0050	<0.0050	<0.0050	<0.0050	<0.0050	<0.0050	<0.0050	<0.0050	<0.0050	<0.0050	<0.0050	<0.0050
C00125	---	5/28/2015	<0.050	<0.0050	<0.0020	<0.0050	<0.0050	<0.0050	<0.0050	<0.0050	<0.050	<0.020	<0.0050	<0.0050	<0.0050	<0.0050	<0.0050	<0.0050	<0.0050	<0.0050	<0.0050	<0.0050	<0.0050	<0.010	<0.0050	<0.0050	<0.0050	<0.0050	<0.0050	<0.0050	<0.0050	<0.0050	<0.0050	<0.0050	<0.0050	<0.0050	<0.0050	<0.0050
C00126	---	5/28/2015	<0.050	<0.0050	<0.0020	<0.0050	<0.0050	<0.0050	<0.0050	<0.0050	<0.050	<0.020	<0.0050	<0.0050	<0.0050	<0.0050	<0.0050	<0.0050	<0.0050	<0.0050	<0.0050	<0.0050	<0.0050	<0.010	<0.0050	<0.0050	<0.0050	<0.0050	<0.0050	<0.0050	<0.0050	<0.0050	<0.0050	<0.0050	<0.0050	<0.0050	<0.0050	<0.0050
C00127	---	5/28/2015	<0.050	<0.0050	<0.0020	<0.0050	<0.0050	<0.0050	<0.0050	<0.0050	<0.050	<0.020	<0.0050	<0.0050	<0.0050	<0.0050	<0.0050	<0.0050	<0.0050	<0.0050	<0.0050	<0.0050	<0.0050	<0.010	<0.0050	<0.0050	<0.0050	<0.0050	<0.0050	<0.0050	<0.0050	<0.0050	<0.0050	<0.0050	<0.0050	<0.0050	<0.0050	<0.0050
C00128	---	5/28/2015	<0.050	<0.0050	<0.0020	<0.0050	<0.0050	<0.0050	<0.0050	<0.0050	<0.050	<0.020	<0.0050	<0.0050	<0.0050	<0.0050	<0.0050	<0.0050	<0.0050	<0.0050	<0.0050	<0.0050	<0.0050	<0.010	<0.0050	<0.0050	<0.0050	<0.0050	<0.0050	<0.0050	<0.0050	<0.0050	<0.0050	<0.0050	<0.0050	<0.0050	<0.0050	<0.0050
C00129	---	5/28/2015	<0.050	<0.0050	<0.0020	<0.0050	<0.0050	<0.0050	<0.0050	<0.0050	<0.050	<0.020	<0.0050	<0.0050	<0.0050	<0.0050	<0.0050	<0.0050	<0.0050	<0.0050	<0.0050	<0.0050	<0.0050	<0.010	<0.0050	<0.0050	<0.0050	<0.0050	<0.0050	<0.0050	<0.0050	<0.0050	<0.0050	<0.0050	<0.0050	<0.0050	<0.0050	<0.0050
C00130	---	5/28/2015	<0.050	<0.0050	<0.0020	<0.0050	<0.0050	<0.0050	<0.0050	<0.0050	<0.050	<0.020	<0.0050	<0.0050	<0.0050	<0.0050	<0.0050	<0.0050	<0.0050	<0.0050	<0.0050	<0.0050	<0.0050	<0.010	<0.0050	<0.0050	<0.0050	<0.0050	<0.0050	<0.0050	<0.0050	<0.0050	<0.0050	<0.0050	<0.0050	<0.0050	<0.0050	<0.0050
C00131	---	5/28/2015	<0.050	<0.0050	<0.0020	<0.0050	<0.0050	<0.0050	<0.0050	<0.0050	<0.050	<0.020	<0.0050	<0.0050	<0.0050	<0.0050	<0.0050	<0.0050	<0.0050	<0.0050	<0.0050	<0.0050	<0.0050	<0.010	<0.0050	<0.0050	<0.0050	<0.0050	<0.0050	<0.0050	<0.0050	<0.0050	<0.0050	<0.0050	<0.0050	<0.0050	<0.0050	<0.0050
C00132	---	5/28/2015	<0.050	<0.0050	<0.0020	<0.0050	<0.0050	<0.0050	<0.0050	<0.0050	<0.050	<0.020	<0.0050	<0.0050	<0.0050	<0.0050	<0.0050	<0.0050	<0.0050	<0.0050	<0.0050	<0.0050	<0.0050	<0.010	<0.0050	<0.0050	<0.0050	<0.0050	<0.0050	<0.0050	<0.0050	<0.0050	<0.0050	<0.0050	<0.0050	<0.0050	<0.0050	<0.0050
C00133	---	5/28/2015	<0.050	<0.0050	<0.0020	<0.0050	<0.0050	<0.0050	<0.0050	<0.0050	<0.050	<0.020	<0.0050	<0.0050	<0.0050	<0.0050	<0.0050	<0.0050	<0.0050	<0.0050	<0.0050	<0.0050	<0.0050	<0.010	<0.0050	<0.0050	<0.0050	<0.0050	<0.0050	<0.0050	<0.0050	<0.0050	<0.0050	<0.0050	<0.0050	<0.0050	<0.0050	<0.0050
C00134	---	5/28/2015	<0.050	<0.0050	<0.0020	<0.0050	<0.0050	<0.0050	<0.0050	<0.0050	<0.050	<0.020	<0.0050	<0.0050	<0.0050	<0.0050	<0.0050	<0.0050	<0.0050	<0.0050	<0.0050	<0.0050	<0.0050	<0.010	<0.0050	<0.0050	<0.0050	<0.0050	<0.0050	<0.0050	<0.0050	<0.0050	<0.0050	<0.0050	<0.0050	<0.0050	<0.0050	<0.0050
C00135	---	5/28/2015	<0.050	<0.0050	<0.0020	<0.0050	<0.0050	<0.0050	<0.0050	<0.0050	<0.050	<0.020	<0.0050	<0.0050	<0.0050	<0.0050	<0.0050	<0.0050	<0.0050	<0.0050	<0.0050	<0.0050	<0.0050	<0.010	<0.0050	<0.0050	<0.0050	<0.0050	<0.0050	<0.0050	<0.0050	<0.0050	<0.0050	<0.0050	<0.0050	<0.0050	<0.0050	<0.0050
C00136	---	5/28/2015	<0.050	<0.0050	<0.0020	<0.0050	<0.0050	<0.0050	<0.0050	<0.0050	<0.050	<0.020	<0.0050	<0.0050	<0.0050	<0.0050	<0.0050	<0.0050	<0.0050	<0.0050	<0.0050	<0.0050	<0.0050	<0.010	<0.0050	<0.0050	<0.0050	<0.0050	<0.0050	<0.0050	<0.0050	<0.0050	<0.0050	<0.0050	<0.0050	<0.0050	<0.0050	<0.0050
C00137	---	5/28/2015	<0.050	<0.0050	<0.0020	<0.0050	<0.0050	<0.0050	<0.0050	<0.0050	<0.050	<0.020	<0.0050	<0.0050	<0.0050	<0.0050	<0.0050	<0.0050	<0.0050	<0.0050	<0.0050	<0.0050	<0.0050	<0.010	<0.0050	<0.0050	<0.0050	<0.0050	<0.0050	<0.0050	<0.0050	<0.0050	<0.0050	<0.0050	<0.0050	<0.0050	<0.0050	<0.0050
C00138	---	5/28/2015	<0.050	<0.0050	<0.0020	<0.0050	<0.0050	<0.0050	<0.0050	<0.0050	<0.050	<0.020	<0.0050	<0.0050	<0.0050	<0.0050	<0.0050	<0.0050	<0.0050	<0.0050	<0.0050	<0.0050	<0.0050	<0.010	<0.0050	<0.0050	<0.0050	<0.0050	<0.0050	<0.0050	<0.0050	<0.0050	<0.0050	<0.0050	<0.0050	<0.0050	<0.0050	<0.0050
C00139	---	5/28/2015	<0.050	<0.0050	<0.0020	<0.0050	<0.0050	<0.0050	<0.0050	<0.0050	<0.050	<0.020	<0.0050	<0.0050	<0.0050	<0.0050	<0.0050	<0.0050	<0.0050	<0.0050	<0.0050	<0.0050	<0.0050	<0.010	<0.0050	<0.0050	<0.0050	<0.0050	<0.0050	<0.0050	<0.0050	<0.0050	<0.0050	<0.0050	<0.0050	<0.0050	<0.0050	<0.0050
C00140	---	5/28/2015	<0.050	<0.0050	<0.0020	<0.0050	<0.0050	<0.0050	<0.0050	<0.0050	<0.050	<0.020	<0.0050	<0.0050	<0.0050	<0.0050	<0.0050	<0.0050	<0.0050	<0.0050	<0.0050	<0.0050	<0.0050	<0.010	<0.0050	<0.0050	<0.0050	<0.0050	<0.0050	<0.0050	<0.0050	<0.0050	<0.0050	<0.0050	<0.0050	<0.0050	<0.0050	<0.0050
C00141	---	5/28/2015	<0.050	<0.0050	<0.0020	<0.0050	<0.0050	<0.0050	<0.0050	<0.0050	<0.050	<0.020	<0.0050	<0.0050	<0.0050	<0.0050	<0.0050	<0.0050	<0.0050	<0.0050	<0.0050	<0.0050	<0.0050	<0.010	<0.0050	<0.0050	<0.0050	<0.0050	<0.0050	<0.0050	<0.0050	<0.0050	<0.0050	<0.0050	<0.0050	<0.0050	<0.0050	<0.0050
C00142	---	5/28/2015	<0.050	<0.0050	<0.0020	<0.0050	<0.0050	<0.0050	<0.0050	<0.0050	<0.050	<0.020	<0.0050	<0.0050	<0.0050	<0.0050	<0.0050	<0.0050	<0.0050	<0.0050	<0.0050	<0.0050	<0.0050	<0.010	<0.0050	<0.0050	<0.0050	<0.0050	<0.0050	<0.0050	<0.0050	<0.0050	<0.0050	<0.0050	<0.0050	<0.0050	<0.0050	<0.0050
C00143	---	5/28/2015	<0.050	<0.0050	<0.0020	<0.0050	<0.0050	<0.0050	<0.0050	<0.0050	<0.050	<0.020	<0.0050	<0.0050	<0.0050	<0.0050	<0.0050	<0.0050	<0.0050	<0.0050	<0.0050	<0.0050	<0.0050	<0.010	<0.0050	<0.0050	<0.0050	<0.0050	<0.0050	<0.0050	<0.0050	<0.0050	<0.0050	<0.0050	<0.0050	<0.0050	<0.0050	<0.0050
C00144	---	5/28/2015	<0.050	<0.0050	<0.0020	<0.0050	<0.0050	<0.0050	<0.0050	<0.0050	<0.050	<0.020	<0.0050	<0.0050	<0.0050	<0.0050	<0.0050	<0.0050	<0.0050	<0.0050	<0.0050	<0.0050	<0.0050	<0.010	<0.0050	<0.0050	<0.0050	<0.0050	<0.0050	<0.0050	<0.0050	<0.0050	<0.0050	<0.0050	<0.0050	<0.0050	<0.0050	<0.0050
C00145	---	5/28/2015	<0.050	<0.0050	<0.0020	<0.0050	<0.0050	<0.0050	<0.0050	<0.0050	<0.050	<0.020	<0.0050	<0.0050	<0.0050	<0.0050	<0.0050	<0.0050	<0.0050	<0.0050	<0.0050	<0.0050	<0.0050	<0.010	<0.0050	<0.0050	<0.0050	<0.0050	<0.0050	<0.0050	<0.0050	<0.0050	<0.0050	<0.0050	<0.0050	<0.0050	<0.0050	<0.0050
C00146	---	5/28/2015	<0.050	<0.0050	<0.0020	<0.0050	<0.0050	<0.0050	<0.0050	<0.0050	<0.050	<0.020	<0.0050	<0.0050	<0.0050	<0.0050	<0.0050	<0.0050	<0.0050

TABLE A-2
ANALYTICAL RESULTS FOR VOCs IN SOIL (0 TO 10 FEET BGS)
Defense Fuel Support Point Norwalk
15306 Norwalk Boulevard, Norwalk, California

Sample ID	Sample Depth	Date Sampled	2,2-Dichloropropane (mg/kg)	1,1-Dichloropropylene (mg/kg)	trans-1,3-Dichloropropylene (mg/kg)	cis-1,3-Dichloropropylene (mg/kg)	Diisopropyl ether (DIPE) (mg/kg)	Ethylbenzene (mg/kg)	Ethyl-tert-Butyl Ether (ETBE) (mg/kg)	Hexachlorobutadiene (mg/kg)	2-Hexanone (MBK) (mg/kg)	Isopropylbenzene (mg/kg)	4-Isopropyltoluene (mg/kg)	4-Methyl-2-pentanone (MIBK) (mg/kg)	Methylene Chloride (mg/kg)	Methyl-tert-Butyl Ether (MTBE) (mg/kg)	Naphthalene (mg/kg)	n-Propylbenzene (mg/kg)	Styrene (mg/kg)	1,1,1,2-Tetrachloroethane (mg/kg)	1,1,2,2-Tetrachloroethane (mg/kg)	Tetrachloroethylene (PCE) (mg/kg)	Toluene (mg/kg)	1,1,2-Trichloro-1,2,2-trifluoroethane (R113) (mg/kg)	1,2,3-Trichlorobenzene (mg/kg)	1,2,4-Trichlorobenzene (mg/kg)	1,1,1-Trichloroethane (mg/kg)	1,1,2-Trichloroethane (mg/kg)	Trichloroethylene (TCE) (mg/kg)	Trichlorofluoromethane (R11) (mg/kg)	1,2,3-Trichloropropane (mg/kg)	1,2,4-Trimethylbenzene (mg/kg)	1,3,5-Trimethylbenzene (mg/kg)	Vinyl chloride (mg/kg)	o-Xylene (mg/kg)	m,p-Xylenes (mg/kg)	Gasoline Range Organics (GRO) (mg/kg)
RWQCB Site-Specific Soil Cleanup Goal (0.5 ft below ground surface)			**0.005**	**0.005**	**0.005**	**0.005**	**0.424**	**1.44**	**0.005**	**0.01**	**0.05**	**4.78**	**0.005**	**0.05**	**0.05**	**0.005**	**0.231**	**1.87**	**0.399**	**0.005**	**0.005**	**0.005**	**0.444**	**0.005**	**0.005**	**0.005**	**0.005**	**0.005**	**0.005**	**0.005**	**0.005**	**1.8**	**1.77**	**0.005**	**---**	**---**	**500**
RWQCB Site-Specific Soil Cleanup Goal (5 ft below ground surface)			**0.005**	**0.005**	**0.005**	**0.005**	**0.212**	**1.07**	**0.005**	**0.01**	**0.05**	**0.303**	**0.005**	**0.05**	**0.05**	**0.005**	**0.012**	**0.114**	**0.03**	**0.005**	**0.005**	**0.005**	**0.356**	**0.005**	**0.005**	**0.005**	**0.005**	**0.005**	**0.005**	**0.005**	**0.005**	**0.12**	**0.118**	**0.005**	**---**	**---**	**100**
C00070	---	5/5/2015	<0.0050	<0.0050	<0.0050	<0.0050	<0.0050	<0.0020	<0.0050	<0.010	<0.050	<0.0050	<0.0050	<0.050	<0.050	<0.0050	<0.010	<0.0050	<0.0050	<0.0050	<0.0050	<0.0050	<0.0020	<0.0050	<0.0050	<0.0050	<0.0050	<0.0050	<0.0050	<0.0050	<0.0050	<0.0050	<0.0050	<0.0050	<0.0020	<0.0020	<0.50
C00071	---	5/5/2015	<0.0050	<0.0050	<0.0050	<0.0050	<0.0050	<0.0020	<0.0050	<0.010	<0.050	<0.0050	<0.0050	<0.050	<0.050	<0.0050	<0.010	<0.0050	<0.0050	<0.0050	<0.0050	<0.0050	<0.0020	<0.0050	<0.0050	<0.0050	<0.0050	<0.0050	<0.0050	<0.0050	<0.0050	<0.0050	<0.0050	<0.0050	<0.0020	<0.0020	<0.50
C00072	---	5/5/2015	<0.0050	<0.0050	<0.0050	<0.0050	<0.0050	<0.0020	<0.0050	<0.010	<0.050	<0.0050	<0.0050	<0.050	<0.050	<0.0050	<0.010	<0.0050	<0.0050	<0.0050	<0.0050	<0.0050	<0.0020	<0.0050	<0.0050	<0.0050	<0.0050	<0.0050	<0.0050	<0.0050	<0.0050	<0.0050	<0.0050	<0.0050	<0.0020	<0.0020	<0.50
C00073	---	5/5/2015	<0.0050	<0.0050	<0.0050	<0.0050	<0.0050	<0.0020	<0.0050	<0.010	<0.050	<0.0050	<0.0050	<0.050	<0.050	<0.0050	<0.010	<0.0050	<0.0050	<0.0050	<0.0050	<0.0050	<0.0020	<0.0050	<0.0050	<0.0050	<0.0050	<0.0050	<0.0050	<0.0050	<0.0050	<0.0050	<0.0050	<0.0050	<0.0020	<0.0020	<0.50
C00074	---	5/5/2015	<0.0050	<0.0050	<0.0050	<0.0050	<0.0050	<0.0020	<0.0050	<0.010	<0.050	<0.0050	<0.0050	<0.050	<0.050	<0.0050	<0.010	<0.0050	<0.0050	<0.0050	<0.0050	<0.0050	<0.0020	<0.0050	<0.0050	<0.0050	<0.0050	<0.0050	<0.0050	<0.0050	<0.0050	<0.0050	<0.0050	<0.0050	<0.0020	<0.0020	<0.50
C00075	---	5/5/2015	<0.0050	<0.0050	<0.0050	<0.0050	<0.0050	<0.0020	<0.0050	<0.010	<0.050	<0.0050	<0.0050	<0.050	<0.050	<0.0050	<0.010	<0.0050	<0.0050	<0.0050	<0.0050	<0.0050	<0.0020	<0.0050	<0.0050	<0.0050	<0.0050	<0.0050	<0.0050	<0.0050	<0.0050	<0.0050	<0.0050	<0.0050	<0.0020	<0.0020	<0.50
C00076	---	5/5/2015	<0.0050	<0.0050	<0.0050	<0.0050	<0.0050	<0.0020	<0.0050	<0.010	<0.050	<0.0050	<0.0050	<0.050	<0.050	<0.0050	<0.010	<0.0050	<0.0050	<0.0050	<0.0050	<0.0050	<0.0020	<0.0050	<0.0050	<0.0050	<0.0050	<0.0050	<0.0050	<0.0050	<0.0050	<0.0050	<0.0050	<0.0050	<0.0020	<0.0020	<0.50
C00077	---	5/5/2015	<0.0050	<0.0050	<0.0050	<0.0050	<0.0050	<0.0020	<0.0050	<0.010	<0.050	<0.0050	<0.0050	<0.050	<0.050	<0.0050	<0.010	<0.0050	<0.0050	<0.0050	<0.0050	<0.0050	<0.0020	<0.0050	<0.0050	<0.0050	<0.0050	<0.0050	<0.0050	<0.0050	<0.0050	<0.0050	<0.0050	<0.0050	<0.0020	<0.0020	<0.50
C00078	---	5/5/2015	<0.0050	<0.0050	<0.0050	<0.0050	<0.0050	<0.0020	<0.0050	<0.010	<0.050	<0.0050	<0.0050	<0.050	<0.050	<0.0050	<0.010	<0.0050	<0.0050	<0.0050	<0.0050	<0.0050	<0.0020	<0.0050	<0.0050	<0.0050	<0.0050	<0.0050	<0.0050	<0.0050	<0.0050	<0.0050	<0.0050	<0.0050	<0.0020	<0.0020	<0.50
C00079	---	5/5/2015	<0.0050	<0.0050	<0.0050	<0.0050	<0.0050	<0.0020	<0.0050	<0.010	<0.050	<0.0050	<0.0050	<0.050	<0.050	<0.0050	<0.010	<0.0050	<0.0050	<0.0050	<0.0050	<0.0050	<0.0020	<0.0050	<0.0050	<0.0050	<0.0050	<0.0050	<0.0050	<0.0050	<0.0050	<0.0050	<0.0050	<0.0050	<0.0020	<0.0020	<0.50
C00080	---	5/5/2015	<0.0050	<0.0050	<0.0050	<0.0050	<0.0050	<0.0020	<0.0050	<0.010	<0.050	<0.0050	<0.0050	<0.050	<0.050	<0.0050	<0.010	<0.0050	<0.0050	<0.0050	<0.0050	<0.0050	<0.0020	<0.0050	<0.0050	<0.0050	<0.0050	<0.0050	<0.0050	<0.0050	<0.0050	<0.0050	<0.0050	<0.0050	<0.0020	<0.0020	<0.50
C00081	---	5/5/2015	<0.0050	<0.0050	<0.0050	<0.0050	<0.0050	<0.0020	<0.0050	<0.010	<0.050	<0.0050	<0.0050	<0.050	<0.050	<0.0050	<0.010	<0.0050	<0.0050	<0.0050	<0.0050	<0.0050	<0.0020	<0.0050	<0.0050	<0.0050	<0.0050	<0.0050	<0.0050	<0.0050	<0.0050	<0.0050	<0.0050	<0.0050	<0.0020	<0.0020	<0.50
C00082	---	5/5/2015	<0.0050	<0.0050	<0.0050	<0.0050	<0.0050	<0.0020	<0.0050	<0.010	<0.050	<0.0050	<0.0050	<0.050	<0.050	<0.0050	<0.010	<0.0050	<0.0050	<0.0050	<0.0050	<0.0050	<0.0020	<0.0050	<0.0050	<0.0050	<0.0050	<0.0050	<0.0050	<0.0050	<0.0050	<0.0050	<0.0050	<0.0050	<0.0020	<0.0020	<0.50
C00083	---	5/5/2015	<0.0050	<0.0050	<0.0050	<0.0050	<0.0050	<0.0020	<0.0050	<0.010	<0.050	<0.0050	<0.0050	<0.050	<0.050	<0.0050	<0.010	<0.0050	<0.0050	<0.0050	<0.0050	<0.0050	<0.0020	<0.0050	<0.0050	<0.0050	<0.0050	<0.0050	<0.0050	<0.0050	<0.0050	<0.0050	<0.0050	<0.0050	<0.0020	<0.0020	<0.50
C00084	---	5/5/2015	<0.0050	<0.0050	<0.0050	<0.0050	<0.0050	<0.0020	<0.0050	<0.010	<0.050	<0.0050	<0.0050	<0.050	<0.050	<0.0050	<0.010	<0.0050	<0.0050	<0.0050	<0.0050	<0.0050	<0.0020	<0.0050	<0.0050	<0.0050	<0.0050	<0.0050	<0.0050	<0.0050	<0.0050	<0.0050	<0.0050	<0.0050	<0.0020	<0.0020	<0.50
C00086	---	5/5/2015	<0.0050	<0.0050	<0.0050	<0.0050	<0.0050	<0.0020	<0.0050	<0.010	<0.050	<0.0050	<0.0050	<0.050	<0.050	<0.0050	<0.010	<0.0050	<0.0050	<0.0050	<0.0050	<0.0050	<0.0020	<0.0050	<0.0050	<0.0050	<0.0050	<0.0050	<0.0050	<0.0050	<0.0050	<0.0050	<0.0050	<0.0050	<0.0020	<0.0020	<0.50
C00087	---	5/5/2015	<0.0050	<0.0050	<0.0050	<0.0050	<0.0050	<0.0020	<0.0050	<0.010	<0.050	<0.0050	<0.0050	<0.050	<0.050	<0.0050	<0.010	<0.0050	<0.0050	<0.0050	<0.0050	<0.0050	<0.0020	<0.0050	<0.0050	<0.0050	<0.0050	<0.0050	<0.0050	<0.0050	<0.0050	<0.0050	<0.0050	<0.0050	<0.0020	<0.0020	<0.50
C00088	---	5/5/2015	<0.0050	<0.0050	<0.0050	<0.0050	<0.0050	<0.0020	<0.0050	<0.010	<0.050	<0.0050	<0.0050	<0.050	<0.050	<0.0050	<0.010	<0.0050	<0.0050	<0.0050	<0.0050	<0.0050	<0.0020	<0.0050	<0.0050	<0.0050	<0.0050	<0.0050	<0.0050	<0.0050	<0.0050	<0.0050	<0.0050	<0.0050	<0.0020	<0.0020	<0.50
C00089	---	5/5/2015	<0.0050	<0.0050	<0.0050	<0.0050	<0.0050	<0.0020	<0.0050	<0.010	<0.050	<0.0050	<0.0050	<0.050	<0.050	<0.0050	<0.010	<0.0050	<0.0050	<0.0050	<0.0050	<0.0050	<0.0020	<0.0050	<0.0050	<0.0050	<0.0050	<0.0050	<0.0050	<0.0050	<0.0050	<0.0050	<0.0050	<0.0050	<0.0020	<0.0020	<0.50
CS-1-69A-L *	Lower	7/1/2015	<0.0050	<0.0050	<0.0050	<0.0050	<0.0050	<0.0020	<0.0050	<0.010	<0.050	<0.0050	<0.0050	<0.050	<0.050	<0.0050	<0.010	<0.0050	<0.0050	<0.0050	<0.0050	<0.0050	<0.0020	<0.0050	<0.0050	<0.0050	<0.0050	<0.0050	<0.0050	<0.0050	<0.0050	<0.0050	<0.0050	<0.0050	<0.0020	<0.0020	<0.50
CS-1-69A-M *	Middle	7/1/2015	<0.0050	<0.0050	<0.0050	<0.0050	<0.0050	<0.0020	<0.0050	<0.010	<0.050	<0.0050	<0.0050	<0.050	<0.050	<0.0050	<0.010	<0.0050	<0.0050	<0.0050	<0.0050	<0.0050	<0.0020	<0.0050	<0.0050	<0.0050	<0.0050	<0.0050	<0.0050	<0.0050	<0.0050	<0.0050	<0.0050	<0.0050	<0.0020	<0.0020	<0.50
CS-1-71A-L *	Lower	7/1/2015	<0.0050	<0.0050	<0.0050	<0.0050	<0.0050	<0.0020	<0.0050	<0.010	<0.050	<0.0050	<0.0050	<0.050	<0.050	<0.0050	<0.010	<0.0050	<0.0050	<0.0050	<0.0050	<0.0050	**0.0022**	<0.0050	<0.0050	<0.0050	<0.0050	<0.0050	<0.0050	<0.0050	<0.0050	<0.0050	<0.0050	<0.0050	<0.0020	<0.0020	<0.50
CS-1-71A-M *	Middle	7/1/2015	<0.0050	<0.0050	<0.0050	<0.0050	<0.0050	<0.0020	<0.0050	<0.010	<0.050	<0.0050	<0.0050	<0.050	<0.050	<0.0050	<0.010	<0.0050	<0.0050	<0.0050	<0.0050	<0.0050	**0.0032**	<0.0050	<0.0050	<0.0050	<0.0050	<0.0050	<0.0050	<0.0050	<0.0050	<0.0050	<0.0050	<0.0050	<0.0020	<0.0020	<0.50
CS-1-73A-JD *	---	7/1/2015	<0.0050	<0.0050	<0.0050	<0.0050	<0.0050	<0.0020	<0.0050	<0.010	<0.050	<0.0050	<0.0050	<0.050	<0.050	<0.0050	<0.010	<0.0050	<0.0050	<0.0050	<0.0050	<0.0050	<0.0020	<0.0050	<0.0050	<0.0050	<0.0050	<0.0050	<0.0050	<0.0050	<0.0050	<0.0050	<0.0050	<0.0050	<0.0020	<0.0020	<0.50
CS-1-75A-JD *	---	7/1/2015	<0.0050	<0.0050	<0.0050	<0.0050	<0.0050	<0.0020	<0.0050	<0.010	<0.050	<0.0050	<0.0050	<0.050	<0.050	<0.0050	<0.010	<0.0050	<0.0050	<0.0050	<0.0050	<0.0050	<0.0020	<0.0050	<0.0050	<0.0050	<0.0050	<0.0050	<0.0050	<0.0050	<0.0050	<0.0050	<0.0050	<0.0050	<0.0020	<0.0020	<0.50
CS-1-75-JD *	---	7/1/2015	<0.0050	<0.0050	<0.0050	<0.0050	<0.0050	<0.0020	<0.0050	<0.010	<0.050	<0.0050	<0.0050	<0.050	<0.050	<0.0050	<0.010	<0.0050	<0.0050	<0.0050	<0.0050	<0.0050	<0.0020	<0.0050	<0.0050	<0.0050	<0.0050	<0.0050	<0.0050	<0.0050	<0.0050	<0.0050	<0.0050	<0.0050	<0.0020	<0.0020	<0.50
CS-1-78A-JD *	---	7/1/2015	<0.0050	<0.0050	<0.0050	<0.0050	<0.0050	<0.0020	<0.0050	<0.010	<0.050	<0.0050	<0.0050	<0.050	<0.050	<0.0050	<0.010	<0.0050	<0.0050	<0.0050	<0.0050	<0.0050	<0.0020	<0.0050	<0.0050	<0.0050	<0.0050	<0.0050	<0.0050	<0.0050	<0.0050	<0.0050	<0.0050	<0.0050	<0.0020	<0.0020	<0.50
CS-1-85-JD *	---	7/1/2015	<0.0050	<0.0050	<0.0050	<0.0050	<0.0050	<0.0020	<0.0050	<0.010	<0.050	<0.0050	<0.0050	<0.050	<0.050	<0.0050	<0.010	<0.0050	<0.0050	<0.0050	<0.0050	<0.0050	**0.0023**	<0.0050	<0.0050	<0.0050	<0.0050	<0.0050	<0.0050	<0.0050	<0.0050	<0.0050	<0.0050	<0.0050	<0.0020	<0.0020	<0.50
CS-1-86A-JD *	---	7/1/2015	<0.0050	<0.0050	<0.0050	<0.0050	<0.0050	<0.0020	<0.0050	<0.010	<0.050	<0.0050	<0.0050	<0.050	<0.050	<0.0050	<0.010	<0.0050	<0.0050	<0.0050	<0.0050	<0.0050	**0.0047**	<0.0050	<0.0050	<0.0050	<0.0050	<0.0050	<0.0050	<0.0050	<0.0050	<0.0050	<0.0050	<0.0050	<0.0020	<0.0020	<0.50
C00121	---	5/28/2015	<0.0050	<0.0050	<0.0050	<0.0050	<0.0050	<0.0020	<0.0050	<0.010	<0.050	<0.0050	<0.0050	<0.050	<0.050	<0.0050	<0.010	<0.0050	<0.0050	<0.0050	<0.0050	<0.0050	<0.0020	<0.0050	<0.0050	<0.0050	<0.0050	<0.0050	<0.0050	<0.0050	<0.0050	<0.0050	<0.0050	<0.0050	<0.0020	<0.0020	<0.50
C00122	---	5/28/2015	<0.0050	<0.0050	<0.0050	<0.0050	<0.0050	<0.0020	<0.0050	<0.010	<0.050	<0.0050	<0.0050	<0.050	<0.050	<0.0050	<0.010	<0.0050	<0.0050	<0.0050	<0.0050	<0.0050	<0.0020	<0.0050	<0.0050	<0.0050	<0.0050	<0.0050	<0.0050	<0.0050	<0.0050	<0.0050	<0.0050	<0.0050	<0.0020	<0.0020	<0.50
C00123	---	5/28/2015	<0.0050	<0.0050	<0.0050	<0.0050	<0.0050	<0.0020	<0.0050	<0.010	<0.050	<0.0050	<0.0050	<0.050	<0.050	<0.0050	<0.010	<0.0050	<0.0050	<0.0050	<0.0050	<0.0050	<0.0020	<0.0050	<0.0050	<0.0050	<0.0050	<0.0050	<0.0050	<0.0050	<0.0050	<0.0050	<0.0050	<0.0050	<0.0020	<0.0020	<0.50
C00124	---	5/28/2015	<0.0050	<0.0050	<0.0050	<0.0050	<0.0050	<0.0020	<0.0050	<0.010	<0.050	<0.0050	<0.0050	<0.050	<0.050	<0.0050	<0.010	<0.0050	<0.0050	<0.0050	<0.0050	<0.0050	<0.0020	<0.0050	<0.0050	<0.0050	<0.0050	<0.0050	<0.0050	<0.0050	<0.0050	<0.0050	<0.0050	<0.0050	<0.0020	<0.0020	<0.50
C00125	---	5/28/2015	<0.0050	<0.0050	<0.0050	<0.0050	<0.0050	<0.0020	<0.0050	<0.010	<0.050	<0.0050	<0.0050	<0.050	<0.050	<0.0050	<0.010	<0.0050	<0.0050	<0.0050	<0.0050	<0.0050	<0.0020	<0.0050	<0.0050	<0.0050	<0.0050	<0.0050	<0.0050	<0.0050	<0.0050	<0.0050	<0.0050	<0.0050	<0.0020	<0.0020	<0.50
C00126	---	5/28/2015	<0.0050	<0.0050	<0.0050	<0.0050	<0.0050	<0.0020	<0.0050	<0.010	<0.050	<0.0050	<0.0050	<0.050	<0.050	<0.0050	<0.010	<0.0050	<0.0050	<0.0050	<0.0050	<0.0050	<0.0020	<0.0050	<0.0050	<0.0050	<0.0050	<0.0050	<0.0050	<0.0050	<0.0050	<0.0050	<0.0050	<0.0050	<0.0020	<0.0020	<0.50
C00127	---	5/28/2015	<0.0050	<0.0050	<0.0050	<0.0050	<0.0050	<0.0020	<0.0050	<0.010	<0.050	<0.0050	<0.0050	<0.050	<0.050	<0.0050	<0.010	<0.0050	<0.0050	<0.0050	<0.0050	<0.0050	<0.0020	<0.0050	<0.0050	<0.0050	<0.0050	<0.0050	<0.0050	<0.0050	<0.0050	<0.0050	<0.0050	<0.0050	<0.0020	<0.0020	<0.50
C00128	---	5/28/2015	<0.0050	<0.0050	<0.0050	<0.0050	<0.0050	<0.0020	<0.0050	<0.010	<0.050	<0.0050	<0.0050	<0.050	<0.050	<0.0050	<0.010	<0.0050	<0.0050	<0.0050	<0.0050	<0.0050	<0.0020	<0.0050	<0.0050	<0.0050	<0.0050	<0.0050	<0.0050	<0.0050	<0.0050	<0.0050	<0.0050	<0.0050	<0.0020	<0.0020	<0.50
C00129	---	5/28/2015	<0.0050	<0.0050	<0.0050	<0.0050	<0.0050	<0.0020	<0.0050	<0.010	<0.050	<0.0050	<0.0050	<0.050	<0.050	<0.0050	<0.010	<0.0050	<0.0050	<0.0050	<0.0050	<0.0050	<0.0020	<0.0050	<0.0050	<0.0050	<0.0050	<0.0050	<0.0050	<0.0050	<0.0050	<0.0050	<0.0050	<0.0050	<0.0020	<0.0020	<0.50
C00130	---	5/28/2015	<0.0050	<0.0050	<0.0050	<0.0050	<0.0050	<0.0020	<0.0050	<0.010	<0.050	<0.0050	<0.0050	<0.050	<0.050	<0.0050	<0.010	<0.0050	<0.0050	<0.0050	<0.0050	<0.0050	<0.0020	<0.0050	<0.0050	<0.0050	<0.0050	<0.0050	<0.0050	<0.0050	<0.0050	<0.0050	<0.0050	<0.0050	<0.0020	**0.0020**	<0.50
C00131	---	5/28/2015	<0.0050	<0.0050	<0.0050	<0.0050	<0.0050	<0.0020	<0.0050	<0.010	<0.050	<0.0050	<0.0050	<0.050	<0.050	<0.0050	<0.010	<0.0050	<0.0050	<0.0050	<0.0050	<0.0050	<0.0020	<0.0050	<0.0050	<0.0050	<0.0050	<0.0050	<0.0050	<0.0050	<0.0050	<0.0050	<0.0050	<0.0050	<0.0020	<0.0020	<0.50
C00132	---	5/28/2015	<0.0050	<0.0050	<0.0050	<0.0050	<0.0050	<0.0020	<0.0050	<0.010	<0.050	<0.0050	<0.0050	<0.050	<0.050	<0.0050	<0.010	<0.0050	<0.0050	<0.0050	<0.0050	<0.0050	<0.0020	<0.0050	<0.0050	<0.0050	<0.0050	<0.0050	<0.0050	<0.0050	<0.0050	<0.0050	<0.0050	<0.0050	<0.0020	<0.0020	<0.50
C00133	---	5/28/2015	<0.0050	<0.0050	<0.0050	<0.0050	<0.0050	<0.0020	<0.0050	<0.010	<0.050	<0.0050	<0.0050	<0.050	<0.050	<0.0050	<0.010	<0.0050	<0.0050	<0.0050	<0.0050	<0.0050	<0.0020	<0.0050	<0.0050	<0.0050	<0.0050	<0.0050	<0.0050	<0.0050	<0.0050	<0.0050	<0.0050	<0.0050	<0.0020	<0.0020	<0.50
C00134	---	5/28/2015	<0.0050	<0.0050	<0.0050	<0.0050	<0.0050	<0.0020	<0.0050	<0.010	<0.050	<0.0050	<0.0050	<0.050	<0.050	<0.0050	<0.010	<0.0050	<0.0050	<0.0050	<0.0050	<0.0050	<0.0020	<0.0050	<0.0050	<0.0050	<0.0050	<0.0050	<0.0050	<0.0050	<0.0050	<0.0050	<0.0050	<0.0050	<0.0020	<0.0020	<0.50
C00135	---	5/28/2015	<0.0050	<0.0050	<0.0050	<0.0050	<0.0050	<0.0020	<0.0050	<0.010	<0.050	<0.0050	<0.0050	<0.050	<0.050	<0.0050	<0.010	<0.0050	<0.0050	<0.0050	<0.0050	<0.0050	<0.0020	<0.0050	<0.0050	<0.0050	<0.0050	<0.0050	<0.0050	<0.0050	<0.0050	<0.0050	<0.0050	<0.0050	<0.0020	<0.0020	<0.50
C00136	---	5/28/2015	<0.0050	<0.0050	<0.0050	<0.0050	<0.0050	<0.0020	<0.0050	<0.010	<0.050	<0.0050	<0.0050	<0.050	<0.050	<0.0050	<0.010	<0.0050	<0.0050	<0.0050	<0.0050	<0.0050	<0.0020	<0.0050	<0.0050	<0.0050	<0.0050	<0.0050	<0.0050	<0.0050	<0.0050	<0.0050	<0.0050	<0.0050	<0.0020	<0.0020	<0.50
C00137	---	5/28/2015	<0.0050	<0.0050	<0.0050	<0.0050	<0.0050	<0.0020	<0.0050	<0.010	<0.050	<0.0050	<0.0050	<0.050	<0.050	<0.0050	<0.010	<0.0050	<0.0050	<0.0050	<0.0050	<0.0050	<0.0020	<0.0050	<0.0050	<0.0050	<0.0050	<0.0050	<0.0050	<0.0050	<0.0050	<0.0050	<0.0050	<0.0050	<0.0020	<0.0020	<0.50
C00138	---	5/28/2015	<0.0050	<0.0050	<0.0050	<0.0050	<0.0050	<0.0020	<0.0050	<0.010	<0.050	<0.0050	<0.0050	<0.050	<0.050	<0.0050	<0.010	<0.0050	<0.0050	<0.0050	<0.0050	<0.0050	<0.0020	<0.0050	<0.0050	<0.0050	<0.0050	<0.0050	<0.0050	<0.0050	<0.0050	<0.0050	<0.0050	<0.0050	<0.0020	<0.0020	<0.50
C00139	---	5/28/2015	<0.0050	<0.0050	<0.0050	<0.0050	<0.0050	<0.0020	<0.0050	<0.010	<0.050	<0.0050	<0.0050	<0.050	<0.050	<0.0050	<0.010	<0.0050	<0.0050	<0.0050	<0.0050	<0.0050	<0.0020	<0.0050	<0.0050	<0.0050	<0.0050	<0.0050	<0.0050	<0.0050	<0.0050	<0.0050	<0.0050	<0.0050	<0.0020	<0.0020	<0.50
C00140	---	5/28/2015	<0.0050	<0.0050	<0.0050	<0.0050	<0.0050	<0.0020	<0.0050	<0.010	<0.050	<0.0050	<0.0050	<0.050	<0.050	<0.0050	<0.010	<0.0050	<0.0050	<0.0050	<0.0050	<0.0050	<0.0020	<0.0050	<0.0050	<0.0050	<0.0050	<0.0050	<0.0050	<0.0050	<0.0050	<0.0050	<0.0050	<0.0050	<0.0020	<0.0020	<0.50
C00141	---	5/28/2015	<0.0050	<0.0050	<0.0050	<0.0050	<0.0050	<0.0020	<0.0050	<0.010	<0.050	<0.0050	<0.0050	<0.050	<0.050	<0.0050	<0.010	<0.0050	<0.0050	<0.0050	<0.0050	<0.0050	<0.0020	<0.0050	<0.0050	<0.0050	<0.0050	<0.0050	<0.0050	<0.0050	<0.0050	<0.0050	<0.0050	<0.0050	<0.0020	<0.0020	<0.50
C00142	---	5/28/2015	<0.0050	<0.0050	<0.0050	<0.0050	<0.0050	<0.0020	<0.0050	<0.010	<0.050	<0.0050	<0.0050	<0.050	<0.050	<0.0050	<0.010	<0.0050	<0.0050	<0.0050	<0.0050	<0.0050	<0.0020	<0.0050	<0.0050	<0.0050	<0.0050	<0.0050	<0.0050	<0.0050	<0.0050	<0.0050	<0.0050	<0.0050	<0.0020	<0.0020	<0.50
C00143	---	5/28/2015	<0.0050	<0.0050	<0.0050	<0.0050	<0.0050	<0.0020	<0.0050	<0.010	<0.050	<0.0050	<0.0050	<0.050	<0.050	<0.0050	<0.010	<0.0050	<0.0050	<0.0050	<0.0050	<0.0050	<0.0020	<0.0050	<0.0050	<0.0050	<0.0050	<0.0050	<0.0050	<0.0050	<0.0050	<0.0050	<0.0050	<0.0050	<0.0020	<0.0020	<0.50
C00144	---	5/28/2015	<0.0050	<0.0050	<0.0050	<0.0050	<0.0050	<0.0020	<0.0050	<0.010	<0.050	<0.0050	<0.0050	<0.050	<0.050	<0.0050	<0.010	<0.0050	<0.0050	<0.0050	<0.0050	<0.0050	<0.0020	<0.0050	<0.0050	<0.0050	<0.0050	<0.0050	<0.0050	<0.0050	<0.0050	<0.0050	<0.0050	<0.0050	<0.0020	<0.0020	<0.50
C00145	---	5/28/2015	<0.0050	<0.0050	<0.0050	<0.0050	<0.0050	<0.0020	<0.0050	<0.010	<0.050	<0.0050	<0.0050	<0.050	<0.050	<0.0050	<0.010	<0.0050	<0.0050	<0.0050	<0.0050	<0.0050	<0.0020	<0.0050	<0.0050	<0.0050	<0.0050	<0.0050	<0.0050	<0.0050	<0.0050	<0.0050	<0.0050	<0.0050	<0.0020	<0.0020	<0.50
C00146	---	5/28/2015	<0.0050	<0.0050	<0.0050	<0.0050	<0.0050	<0.0020	<0.0050	<0.010	<0.050	<0.0050	<0.0050	<0.050	<0.050	<0.0050	<0.010	<0.0050	<0.0050	<0.0050	<0.0050	<0.0050	<0.0020	<0.0050	<0.0050	<0.0050	<0.0050	<0.0050	<0.0050	<0.0050	<0.0050	<0.0050	<0.0050	<0.0050	<0.0020	<0.0020	<0.50
C00147	---	5/28/2015	<0.0050	<0.0050	<0.0050	<0.0050	<0.0050	<0.0020	<0.0050	<0.010	<0.050	<0.0050	<0.0050	<0.050	<0.050	<0.0050	<0.010	<0.0050	<0.0050	<0.0050	<0.0050	<0.0050	<0.0020	<0.0050	<0.0050	<0.0050	<0.0050	<0.0050	<0.0050	<0.0050	<0.0050	<0.0050	<0.0050	<0.0050	<0.0020	<0.0020	<0.50
C00148	---	5/28/2015	<0.0050	<0.0050	<0.0050	<0.0050	<0.0050

TABLE A-2
ANALYTICAL RESULTS FOR VOCs IN SOIL (0 TO 10 FEET BGS)
Defense Fuel Support Point Norwalk
15306 Norwalk Boulevard, Norwalk, California

Sample ID	Sample Depth	Date Sampled	Acetone (mg/kg)	tert-Amyl Methyl Ether (TAME) (mg/kg)	Benzene (mg/kg)	Bromobenzene (mg/kg)	Bromochloromethane (mg/kg)	Bromodichloromethane (mg/kg)	Bromoform (mg/kg)	Bromomethane (mg/kg)	2-Butanone (MEK) (mg/kg)	tert-Butyl alcohol (TBA) (mg/kg)	sec-Butylbenzene (mg/kg)	tert-Butylbenzene (mg/kg)	n-Butylbenzene (mg/kg)	Carbon Disulfide (mg/kg)	Carbon Tetrachloride (mg/kg)	Chlorobenzene (mg/kg)	Chloroethane (mg/kg)	Chloroform (mg/kg)	Chloromethane (mg/kg)	2-Chlorotoluene (mg/kg)	4-Chlorotoluene (mg/kg)	1,2-Dibromo-3-chloropropane (mg/kg)	Dibromochloromethane (mg/kg)	1,2-Dibromoethane (EDB) (mg/kg)	Dibromomethane (mg/kg)	1,2-Dichlorobenzene (mg/kg)	1,3-Dichlorobenzene (mg/kg)	1,4-Dichlorobenzene (mg/kg)	Dichlorodifluoromethane (R12) (mg/kg)	1,1-Dichloroethane (mg/kg)	1,2-Dichloroethane (EDC) (mg/kg)	trans-1,2-Dichloroethylene (mg/kg)	cis-1,2-Dichloroethylene (mg/kg)	1,1-Dichloroethylene (mg/kg)	1,2-Dichloropropane (mg/kg)	1,3-Dichloropropane (mg/kg)
RWQCB Site-Specific Soil Cleanup Goal (0.5 ft below ground surface)			**0.994**	**0.005**	**0.013**	**0.005**	**0.005**	**0.005**	**0.005**	**0.005**	**0.05**	**0.02**	**2.22**	**1.78**	**3.4**	**0.046**	**0.005**	**0.005**	**0.005**	**0.005**	**0.005**	**0.005**	**0.005**	**0.01**	**0.005**	**0.005**	**0.005**	**0.005**	**0.005**	**0.005**	**0.005**	**0.005**	**0.005**	**0.005**	**0.005**	**0.005**	**0.005**	**0.005**
RWQCB Site-Specific Soil Cleanup Goal (5 ft below ground surface)			**1.28**	**0.005**	**0.011**	**0.005**	**0.005**	**0.005**	**0.005**	**0.005**	**0.05**	**0.02**	**0.129**	**0.11**	**0.179**	**0.023**	**0.005**	**0.005**	**0.005**	**0.005**	**0.005**	**0.005**	**0.005**	**0.01**	**0.005**	**0.005**	**0.005**	**0.005**	**0.005**	**0.005**	**0.005**	**0.005**	**0.005**	**0.005**	**0.005**	**0.005**	**0.005**	**0.005**
CS-2A-130-JD *	---	7/1/2015	<0.050	<0.0050	<0.010	<0.0050	<0.0050	<0.0050	<0.0050	<0.0050	<0.050	<0.020	<0.0050	<0.0050	<0.0050	<0.0050	<0.0050	<0.0050	<0.0050	<0.0050	<0.0050	<0.0050	<0.0050	<0.010	<0.0050	<0.0050	<0.0050	<0.0050	<0.0050	<0.0050	<0.0050	<0.0050	<0.0050	<0.0050	<0.0050	<0.0050	<0.0050	<0.0050
CS-2A-135A-JD *	---	7/1/2015	<0.050	<0.0050	<0.010	<0.0050	<0.0050	<0.0050	<0.0050	<0.0050	<0.050	<0.020	<0.0050	<0.0050	<0.0050	<0.0050	<0.0050	<0.0050	<0.0050	<0.0050	<0.0050	<0.0050	<0.0050	<0.010	<0.0050	<0.0050	<0.0050	<0.0050	<0.0050	<0.0050	<0.0050	<0.0050	<0.0050	<0.0050	<0.0050	<0.0050	<0.0050	<0.0050
CS-2A-138A-JD *	---	7/1/2015	<0.050	<0.0050	<0.010	<0.0050	<0.0050	<0.0050	<0.0050	<0.0050	<0.050	<0.020	<0.0050	<0.0050	<0.0050	<0.0050	<0.0050	<0.0050	<0.0050	<0.0050	<0.0050	<0.0050	<0.0050	<0.010	<0.0050	<0.0050	<0.0050	<0.0050	<0.0050	<0.0050	<0.0050	<0.0050	<0.0050	<0.0050	<0.0050	<0.0050	<0.0050	<0.0050
CS-2A-142-JD *	---	7/1/2015	<0.050	<0.0050	<0.010	<0.0050	<0.0050	<0.0050	<0.0050	<0.0050	<0.050	<0.020	<0.0050	<0.0050	<0.0050	<0.0050	<0.0050	<0.0050	<0.0050	<0.0050	<0.0050	<0.0050	<0.0050	<0.010	<0.0050	<0.0050	<0.0050	<0.0050	<0.0050	<0.0050	<0.0050	<0.0050	<0.0050	<0.0050	<0.0050	<0.0050	<0.0050	<0.0050
CS-2A-143A-L *	Lower	7/1/2015	<0.050	<0.0050	<0.010	<0.0050	<0.0050	<0.0050	<0.0050	<0.0050	<0.050	<0.020	<0.0050	<0.0050	<0.0050	<0.0050	<0.0050	<0.0050	<0.0050	<0.0050	<0.0050	<0.0050	<0.0050	<0.010	<0.0050	<0.0050	<0.0050	<0.0050	<0.0050	<0.0050	<0.0050	<0.0050	<0.0050	<0.0050	<0.0050	<0.0050	<0.0050	<0.0050
CS-2A-143A-M *	Middle	7/1/2015	<0.050	<0.0050	<0.010	<0.0050	<0.0050	<0.0050	<0.0050	<0.0050	<0.050	<0.020	<0.0050	<0.0050	<0.0050	<0.0050	<0.0050	<0.0050	<0.0050	<0.0050	<0.0050	<0.0050	<0.0050	<0.010	<0.0050	<0.0050	<0.0050	<0.0050	<0.0050	<0.0050	<0.0050	<0.0050	<0.0050	<0.0050	<0.0050	<0.0050	<0.0050	<0.0050
CS-2A-148A-L *	Lower	7/1/2015	<0.050	<0.0050	<0.010	<0.0050	<0.0050	<0.0050	<0.0050	<0.0050	<0.050	<0.020	<0.0050	<0.0050	<0.0050	<0.0050	<0.0050	<0.0050	<0.0050	<0.0050	<0.0050	<0.0050	<0.0050	<0.010	<0.0050	<0.0050	<0.0050	<0.0050	<0.0050	<0.0050	<0.0050	<0.0050	<0.0050	<0.0050	<0.0050	<0.0050	<0.0050	<0.0050
CS-2A-148A-M *	Middle	7/1/2015	<0.050	<0.0050	<0.010	<0.0050	<0.0050	<0.0050	<0.0050	<0.0050	<0.050	<0.020	<0.0050	<0.0050	<0.0050	<0.0050	<0.0050	<0.0050	<0.0050	<0.0050	<0.0050	<0.0050	<0.0050	<0.010	<0.0050	<0.0050	<0.0050	<0.0050	<0.0050	<0.0050	<0.0050	<0.0050	<0.0050	<0.0050	<0.0050	<0.0050	<0.0050	<0.0050
C00352	---	9/21/2015	**0.063**	<0.0050	<0.010	<0.0050	<0.0050	<0.0050	<0.0050	<0.0050	<0.050	<0.020	<0.0050	<0.0050	<0.0050	<0.0050	<0.0050	<0.0050	<0.0050	<0.0050	<0.0050	<0.0050	<0.0050	<0.010	<0.0050	<0.0050	<0.0050	<0.0050	<0.0050	<0.0050	<0.0050	<0.0050	<0.0050	<0.0050	<0.0050	<0.0050	<0.0050	<0.0050
C00353	---	9/21/2015	**0.076**	<0.0050	<0.010	<0.0050	<0.0050	<0.0050	<0.0050	<0.0050	<0.050	<0.020	<0.0050	<0.0050	<0.0050	<0.0050	<0.0050	<0.0050	<0.0050	<0.0050	<0.0050	<0.0050	<0.0050	<0.010	<0.0050	<0.0050	<0.0050	<0.0050	<0.0050	<0.0050	<0.0050	<0.0050	<0.0050	<0.0050	<0.0050	<0.0050	<0.0050	<0.0050
C00354	---	9/21/2015	<0.050	<0.0050	<0.010	<0.0050	<0.0050	<0.0050	<0.0050	<0.0050	<0.050	<0.020	<0.0050	<0.0050	<0.0050	<0.0050	<0.0050	<0.0050	<0.0050	<0.0050	<0.0050	<0.0050	<0.0050	<0.010	<0.0050	<0.0050	<0.0050	<0.0050	<0.0050	<0.0050	<0.0050	<0.0050	<0.0050	<0.0050	<0.0050	<0.0050	<0.0050	<0.0050
C00356	---	9/21/2015	<0.050	<0.0050	<0.010	<0.0050	<0.0050	<0.0050	<0.0050	<0.0050	<0.050	<0.020	<0.0050	<0.0050	<0.0050	<0.0050	<0.0050	<0.0050	<0.0050	<0.0050	<0.0050	<0.0050	<0.0050	<0.010	<0.0050	<0.0050	<0.0050	<0.0050	<0.0050	<0.0050	<0.0050	<0.0050	<0.0050	<0.0050	<0.0050	<0.0050	<0.0050	<0.0050
C00357	---	9/21/2015	<0.050	<0.0050	<0.010	<0.0050	<0.0050	<0.0050	<0.0050	<0.0050	<0.050	<0.020	<0.0050	<0.0050	<0.0050	<0.0050	<0.0050	<0.0050	<0.0050	<0.0050	<0.0050	<0.0050	<0.0050	<0.010	<0.0050	<0.0050	<0.0050	<0.0050	<0.0050	<0.0050	<0.0050	<0.0050	<0.0050	<0.0050	<0.0050	<0.0050	<0.0050	<0.0050
C00358	---	9/21/2015	<0.050	<0.0050	<0.010	<0.0050	<0.0050	<0.0050	<0.0050	<0.0050	<0.050	<0.020	<0.0050	<0.0050	<0.0050	<0.0050	<0.0050	<0.0050	<0.0050	<0.0050	<0.0050	<0.0050	<0.0050	<0.010	<0.0050	<0.0050	<0.0050	<0.0050	<0.0050	<0.0050	<0.0050	<0.0050	<0.0050	<0.0050	<0.0050	<0.0050	<0.0050	<0.0050
C00359	---	9/21/2015	<0.050	<0.0050	<0.010	<0.0050	<0.0050	<0.0050	<0.0050	<0.0050	<0.050	<0.020	<0.0050	<0.0050	<0.0050	<0.0050	<0.0050	<0.0050	<0.0050	<0.0050	<0.0050	<0.0050	<0.0050	<0.010	<0.0050	<0.0050	<0.0050	<0.0050	<0.0050	<0.0050	<0.0050	<0.0050	<0.0050	<0.0050	<0.0050	<0.0050	<0.0050	<0.0050
C00360	---	9/21/2015	<0.050	<0.0050	<0.010	<0.0050	<0.0050	<0.0050	<0.0050	<0.0050	<0.050	<0.020	<0.0050	<0.0050	<0.0050	<0.0050	<0.0050	<0.0050	<0.0050	<0.0050	<0.0050	<0.0050	<0.0050	<0.010	<0.0050	<0.0050	<0.0050	<0.0050	<0.0050	<0.0050	<0.0050	<0.0050	<0.0050	<0.0050	<0.0050	<0.0050	<0.0050	<0.0050
C00361	---	9/21/2015	<0.050	<0.0050	<0.010	<0.0050	<0.0050	<0.0050	<0.0050	<0.0050	<0.050	<0.020	<0.0050	<0.0050	<0.0050	<0.0050	<0.0050	<0.0050	<0.0050	<0.0050	<0.0050	<0.0050	<0.0050	<0.010	<0.0050	<0.0050	<0.0050	<0.0050	<0.0050	<0.0050	<0.0050	<0.0050	<0.0050	<0.0050	<0.0050	<0.0050	<0.0050	<0.0050
C00362	---	9/21/2015	<0.050	<0.0050	<0.010	<0.0050	<0.0050	<0.0050	<0.0050	<0.0050	<0.050	<0.020	<0.0050	<0.0050	<0.0050	<0.0050	<0.0050	<0.0050	<0.0050	<0.0050	<0.0050	<0.0050	<0.0050	<0.010	<0.0050	<0.0050	<0.0050	<0.0050	<0.0050	<0.0050	<0.0050	<0.0050	<0.0050	<0.0050	<0.0050	<0.0050	<0.0050	<0.0050
C00363	---	9/21/2015	<0.050	<0.0050	<0.010	<0.0050	<0.0050	<0.0050	<0.0050	<0.0050	<0.050	<0.020	<0.0050	<0.0050	<0.0050	<0.0050	<0.0050	<0.0050	<0.0050	<0.0050	<0.0050	<0.0050	<0.0050	<0.010	<0.0050	<0.0050	<0.0050	<0.0050	<0.0050	<0.0050	<0.0050	<0.0050	<0.0050	<0.0050	<0.0050	<0.0050	<0.0050	<0.0050
C00364	---	9/21/2015	<0.050	<0.0050	<0.010	<0.0050	<0.0050	<0.0050	<0.0050	<0.0050	<0.050	<0.020	<0.0050	<0.0050	<0.0050	<0.0050	<0.0050	<0.0050	<0.0050	<0.0050	<0.0050	<0.0050	<0.0050	<0.010	<0.0050	<0.0050	<0.0050	<0.0050	<0.0050	<0.0050	<0.0050	<0.0050	<0.0050	<0.0050	<0.0050	<0.0050	<0.0050	<0.0050
C00365	---	9/21/2015	<0.050	<0.0050	<0.010	<0.0050	<0.0050	<0.0050	<0.0050	<0.0050	<0.050	<0.020	<0.0050	<0.0050	<0.0050	<0.0050	<0.0050	<0.0050	<0.0050	<0.0050	<0.0050	<0.0050	<0.0050	<0.010	<0.0050	<0.0050	<0.0050	<0.0050	<0.0050	<0.0050	<0.0050	<0.0050	<0.0050	<0.0050	<0.0050	<0.0050	<0.0050	<0.0050
C00366	---	9/21/2015	<0.050	<0.0050	<0.010	<0.0050	<0.0050	<0.0050	<0.0050	<0.0050	<0.050	<0.020	<0.0050	<0.0050	<0.0050	<0.0050	<0.0050	<0.0050	<0.0050	<0.0050	<0.0050	<0.0050	<0.0050	<0.010	<0.0050	<0.0050	<0.0050	<0.0050	<0.0050	<0.0050	<0.0050	<0.0050	<0.0050	<0.0050	<0.0050	<0.0050	<0.0050	<0.0050
C00367	---	9/21/2015	<0.050	<0.0050	<0.010	<0.0050	<0.0050	<0.0050	<0.0050	<0.0050	<0.050	<0.020	<0.0050	<0.0050	<0.0050	<0.0050	<0.0050	<0.0050	<0.0050	<0.0050	<0.0050	<0.0050	<0.0050	<0.010	<0.0050	<0.0050	<0.0050	<0.0050	<0.0050	<0.0050	<0.0050	<0.0050	<0.0050	<0.0050	<0.0050	<0.0050	<0.0050	<0.0050
C00368-4.5	---	9/21/2015	<0.050	<0.0050	<0.010	<0.0050	<0.0050	<0.0050	<0.0050	<0.0050	<0.050	<0.020	<0.0050	<0.0050	<0.0050	<0.0050	<0.0050	<0.0050	<0.0050	<0.0050	<0.0050	<0.0050	<0.0050	<0.010	<0.0050	<0.0050	<0.0050	<0.0050	<0.0050	<0.0050	<0.0050	<0.0050	<0.0050	<0.0050	<0.0050	<0.0050	<0.0050	<0.0050
C00369-4.5	---	9/21/2015	<0.050	<0.0050	<0.010	<0.0050	<0.0050	<0.0050	<0.0050	<0.0050	<0.050	**0.023**	<0.0050	<0.0050	<0.0050	<0.0050	<0.0050	<0.0050	<0.0050	<0.0050	<0.0050	<0.0050	<0.0050	<0.010	<0.0050	<0.0050	<0.0050	<0.0050	<0.0050	<0.0050	<0.0050	<0.0050	<0.0050	<0.0050	<0.0050	<0.0050	<0.0050	<0.0050
C00370	---	9/21/2015	<0.050	<0.0050	<0.010	<0.0050	<0.0050	<0.0050	<0.0050	<0.0050	<0.050	<0.020	<0.0050	<0.0050	<0.0050	<0.0050	<0.0050	<0.0050	<0.0050	<0.0050	<0.0050	<0.0050	<0.0050	<0.010	<0.0050	<0.0050	<0.0050	<0.0050	<0.0050	<0.0050	<0.0050	<0.0050	<0.0050	<0.0050	<0.0050	<0.0050	<0.0050	<0.0050
C00371	---	9/21/2015	<0.050	<0.0050	<0.010	<0.0050	<0.0050	<0.0050	<0.0050	<0.0050	<0.050	<0.020	<0.0050	<0.0050	<0.0050	<0.0050	<0.0050	<0.0050	<0.0050	<0.0050	<0.0050	<0.0050	<0.0050	<0.010	<0.0050	<0.0050	<0.0050	<0.0050	<0.0050	<0.0050	<0.0050	<0.0050	<0.0050	<0.0050	<0.0050	<0.0050	<0.0050	<0.0050
C00372	---	9/21/2015	<0.050	<0.0050	<0.010	<0.0050	<0.0050	<0.0050	<0.0050	<0.0050	<0.050	<0.020	<0.0050	<0.0050	<0.0050	<0.0050	<0.0050	<0.0050	<0.0050	<0.0050	<0.0050	<0.0050	<0.0050	<0.010	<0.0050	<0.0050	<0.0050	<0.0050	<0.0050	<0.0050	<0.0050	<0.0050	<0.0050	<0.0050	<0.0050	<0.0050	<0.0050	<0.0050
C00373	---	9/21/2015	<0.050	<0.0050	<0.010	<0.0050	<0.0050	<0.0050	<0.0050	<0.0050	<0.050	<0.020	<0.0050	<0.0050	<0.0050	<0.0050	<0.0050	<0.0050	<0.0050	<0.0050	<0.0050	<0.0050	<0.0050	<0.010	<0.0050	<0.0050	<0.0050	<0.0050	<0.0050	<0.0050	<0.0050	<0.0050	<0.0050	<0.0050	<0.0050	<0.0050	<0.0050	<0.0050
C00374	---	9/21/2015	<0.050	<0.0050	<0.010	<0.0050	<0.0050	<0.0050	<0.0050	<0.0050	<0.050	<0.020	<0.0050	<0.0050	<0.0050	<0.0050	<0.0050	<0.0050	<0.0050	<0.0050	<0.0050	<0.0050	<0.0050	<0.010	<0.0050	<0.0050	<0.0050	<0.0050	<0.0050	<0.0050	<0.0050	<0.0050	<0.0050	<0.0050	<0.0050	<0.0050	<0.0050	<0.0050
C00375	---	9/21/2015	<0.050	<0.0050	<0.010	<0.0050	<0.0050	<0.0050	<0.0050	<0.0050	<0.050	<0.020	<0.0050	<0.0050	<0.0050	<0.0050	<0.0050	<0.0050	<0.0050	<0.0050	<0.0050	<0.0050	<0.0050	<0.010	<0.0050	<0.0050	<0.0050	<0.0050	<0.0050	<0.0050	<0.0050	<0.0050	<0.0050	<0.0050	<0.0050	<0.0050	<0.0050	<0.0050
C00376	---	9/21/2015	<0.050	<0.0050	<0.010	<0.0050	<0.0050	<0.0050	<0.0050	<0.0050	<0.050	<0.020	<0.0050	<0.0050	<0.0050	<0.0050	<0.0050	<0.0050	<0.0050	<0.0050	<0.0050	<0.0050	<0.0050	<0.010	<0.0050	<0.0050	<0.0050	<0.0050	<0.0050	<0.0050	<0.0050	<0.0050	<0.0050	<0.0050	<0.0050	<0.0050	<0.0050	<0.0050
C00377-4.5	---	9/21/2015	<0.050	<0.0050	<0.010	<0.0050	<0.0050	<0.0050	<0.0050	<0.0050	<0.050	<0.020	<0.0050	<0.0050	<0.0050	<0.0050	<0.0050	<0.0050	<0.0050	<0.0050	<0.0050	<0.0050	<0.0050	<0.010	<0.0050	<0.0050	<0.0050	<0.0050	<0.0050	<0.0050	<0.0050	<0.0050	<0.0050	<0.0050	<0.0050	<0.0050	<0.0050	<0.0050
C00388	---	9/23/2015	<0.050	<0.0050	<0.010	<0.0050	<0.0050	<0.0050	<0.0050	<0.0050	<0.050	<0.020	<0.0050	<0.0050	<0.0050	<0.0050	<0.0050	<0.0050	<0.0050	<0.0050	<0.0050	<0.0050	<0.0050	<0.010	<0.0050	<0.0050	<0.0050	<0.0050	<0.0050	<0.0050	<0.0050	<0.0050	<0.0050	<0.0050	<0.0050	<0.0050	<0.0050	<0.0050
C00389	---	9/23/2015	<0.050	<0.0050	<0.010	<0.0050	<0.0050	<0.0050	<0.0050	<0.0050	<0.050	<0.020	<0.0050	<0.0050	<0.0050	<0.0050	<0.0050	<0.0050	<0.0050	<0.0050	<0.0050	<0.0050	<0.0050	<0.010	<0.0050	<0.0050	<0.0050	<0.0050	<0.0050	<0.0050	<0.0050	<0.0050	<0.0050	<0.0050	<0.0050	<0.0050	<0.0050	<0.0050
C00390	---	9/23/2015	<0.050	<0.0050	<0.010	<0.0050	<0.0050	<0.0050	<0.0050	<0.0050	<0.050	<0.020	<0.0050	<0.0050	<0.0050	<0.0050	<0.0050	<0.0050	<0.0050	<0.0050	<0.0050	<0.0050	<0.0050	<0.010	<0.0050	<0.0050	<0.0050	<0.0050	<0.0050	<0.0050	<0.0050	<0.0050	<0.0050	<0.0050	<0.0050	<0.0050	<0.0050	<0.0050
C00391	---	9/23/2015	<0.050	<0.0050	<0.010	<0.0050	<0.0050	<0.0050	<0.0050	<0.0050	<0.050	<0.020	<0.0050	<0.0050	<0.0050	<0.0050	<0.0050	<0.0050	<0.0050	<0.0050	<0.0050	<0.0050	<0.0050	<0.010	<0.0050	<0.0050	<0.0050	<0.0050	<0.0050	<0.0050	<0.0050	<0.0050	<0.0050	<0.0050	<0.0050	<0.0050	<0.0050	<0.0050
C00392	---	9/23/2015	<0.050	<0.0050	<0.010	<0.0050	<0.0050	<0.0050	<0.0050	<0.0050	<0.050	<0.020	<0.0050	<0.0050	<0.0050	<0.0050	<0.0050	<0.0050	<0.0050	<0.0050	<0.0050	<0.0050	<0.0050	<0.010	<0.0050	<0.0050	<0.0050	<0.0050	<0.0050	<0.0050	<0.0050	<0.0050	<0.0050	<0.0050	<0.0050	<0.0050	<0.0050	<0.0050
C00393	---	9/23/2015	<0.050	<0.0050	<0.010	<0.0050	<0.0050	<0.0050	<0.0050	<0.0050	<0.050	<0.020	<0.0050	<0.0050	<0.0050	<0.0050	<0.0050	<0.0050	<0.0050	<0.0050	<0.0050	<0.0050	<0.0050	<0.010	<0.0050	<0.0050	<0.0050	<0.0050	<0.0050	<0.0050	<0.0050	<0.0050	<0.0050	<0.0050	<0.0050	<0.0050	<0.0050	<0.0050
C00394	---	9/23/2015	<0.050	<0.0050	<0.010	<0.0050	<0.0050	<0.0050	<0.0050	<0.0050	<0.050	<0.020	<0.0050	<0.0050	<0.0050	<0.0050	<0.0050	<0.0050	<0.0050	<0.0050	<0.0050	<0.0050	<0.0050	<0.010	<0.0050	<0.0050	<0.0050	<0.0050	<0.0050	<0.0050	<0.0050	<0.0050	<0.0050	<0.0050	<0.0050	<0.0050	<0.0050	<0.0050
C00395	---	9/23/2015	<0.050	<0.0050	<0.010	<0.0050	<0.0050	<0.0050	<0.0050	<0.0050	<0.050	<0.020	<0.0050	<0.0050	<0.0050	<0.0050	<0.0050	<0.0050	<0.0050	<0.0050	<0.0050	<0.0050	<0.0050	<0.010	<0.0050	<0.0050	<0.0050	<0.0050	<0.0050	<0.0050	<0.0050	<0.0050	<0.0050	<0.0050	<0.0050	<0.0050	<0.0050	<0.0050
C00396	---	9/23/2015	<0.050	<0.0050	<0.010	<0.0050	<0.0050	<0.0050	<0.0050	<0.0050	<0.050	<0.020	<0.0050	<0.0050	<0.0050	<0.0050	<0.0050	<0.0050	<0.0050	<0.0050	<0.0050	<0.0050	<0.0050	<0.010	<0.0050	<0.0050	<0.0050	<0.0050	<0.0050	<0.0050	<0.0050	<0.0050	<0.0050	<0.0050	<0.0050	<0.0050	<0.0050	<0.0050
C00397	---	9/23/2015	<0.050	<0.0050	<0.010	<0.0050	<0.0050	<0.0050	<0.0050	<0.0050	<0.050	<0.020	<0.0050	<0.0050	<0.0050	<0.0050	<0.0050	<0.0050	<0.0050	<0.0050	<0.0050	<0.0050	<0.0050	<0.010	<0.0050	<0.0050	<0.0050	<0.0050	<0.0050	<0.0050	<0.0050	<0.0050	<0.0050	<0.0050	<0.0050	<0.0050	<0.0050	<0.0050
C00398	---	9/23/2015	<0.050	<0.0050	<0.010	<0.0050	<0.0050	<0.0050	<0.0050	<0.0050	<0.050	<0.020	<0.0050	<0.0050	<0.0050	<0.0050	<0.0050	<0.0050	<0.0050	<0.0050	<0.0050	<0.0050	<0.0050	<0.010	<0.0050	<0.0050	<0.0050	<0.0050	<0.0050	<0.0050	<0.0050	<0.0050	<0.0050	<0.0050	<0.0050	<0.0050	<0.0050	<0.0050
C00399	---	9/23/2015	<0.050	<0.0050	<0.010	<0.0050	<0.0050	<0.0050	<0.0050	<0.0050	<0.050	<0.020	<0.0050	<0.0050	<0.0050	<0.0050	<0.0050	<0.0050	<0.0050	<0.0050	<0.0050	<0.0050	<0.0050	<0.010	<0.0050	<0.0050	<0.0050	<0.0050	<0.0050	<0.0050	<0.0050	<0.0050	<0.0050	<0.0050	<0.0050	<0.0050	<0.0050	<0.0050
C00400	---	9/23/2015	<0.050	<0.0050	<0.010	<0.0050	<0.0050	<0.0050	<0.0050	<0.0050	<0.050	<0.020	<0.0050	<0.0050	<0.0050	<0.0050	<0.0050	<0.0050	<0.0050	<0.0050	<0.0050	<0.0050	<0.0050	<0.010	<0.0050	<0.0050	<0.0050	<0.0050	<0.0050	<0.0050	<0.0050	<0.0050	<0.0050	<0.0050	<0.0050	<0.0050	<0.0050	<0.0050
C00401	---	9/23/2015	<0.050	<0.0050	<0.010	<0.0050	<0.0050	<0.0050	<0.0050	<0.0050	<0.050	<0.020	<0.0050	<0.0050	<0.0050	<0.0050	<0.0050	<0.0050	<0.0050	<0.0050	<0.0050	<0.0050	<0.0050	<0.010	<0.0050	<0.0050	<0.0050	<0.0050	<0.0050	<0.0050	<0.0050	<0.0050	<0.0050	<0.0050	<0.0050	<0.0050	<0.0050	<0.0050
C00402	---	9/23/2015	<0.050	<0.0050	<0.010	<0.0050	<0.0050	<0.0050	<0.0050	<0.0050	<0.050	<0.020	<0.0050	<0.0050	<0.0050	<0.0050	<0.0050	<0.0050	<0.0050	<0.0050	<0.0050	<0.0050	<0.0050	<0.010	<0.0050	<0.0050	<0.0050	<0.0050	<0.0050	<0.0050	<0.0050	<0.0050	<0.0050	<0.0050	<0.0050	<0.0050	<0.0050	<0.0050
C00403	---	9/23/2015	<0.050	<0.0050	<0.010	<0.0050	<0.0050	<0.0050	<0.0050	<0.0050	<0.050	<0.020	<0.0050	<0.0050	<0.0050	<0.0050	<0.0050	<0.0050	<0.0050	<0.0050	<0.0050	<0.0050	<0.0050	<0.010	<0.0050	<0.0050	<0.0050	<0.0050	<0.0050	<0.0050	<0.0050	<0.0050	<0.0050	<0.0050	<0.0050	<0.0050	<0.0050	<0.0050
C00404	---	9/23/2015	<0.050	<0.0050	<0.010	<0.0050	<0.0050	<0.0050	<0.0050	<0.0050	<0.050	<0.020	<0.0050	<0.0050	<0.0050	<0.0050	<0.0050	<0.0050	<0.0050	<0.0050	<0.0050	<0.0050	<0.0050	<0.010	<0.0050	<0.0050	<0.0050	<0.0050	<0.0050	<0.0050	<0.0050	<0.0050	<0.0050	<0.0050	<0.0050	<0.0050	<0.0050	<0.0050
C00405	---	9/23/2015	<0.050	<0.0050	<0.010	<0.0050	<0.0050	<0.0050	<0.0050	<0.0050	<0.050	<0.020	<0.0050	<0.0050	<0.0050	<0.0050	<0.0050	<0.0050	<0.0050	<0.0050	<0.0050	<0.0050	<0.0050	<0.010	<0.0050	<0.0050	<0.0050	<0.0050	<0.0050	<0.0050	<0.0050	<0.0050	<0.0050	<0.0050	<0.0050	<0.0050	<0.0050	<0.0050
C00406	---	9/23/2015	<0.050	<0.0050	<0.010	<0.0050	<0.0050	<0.0050	<0.0050	<0.0050	<0.050	<0.020	<0.0050	<0.0050	<0.0050	<0.0050	<0.0050	<0.0050	<0.0050	<0.0050	<0.0050	<0.0050	<0.0050	<0.010	<0.0050	<0.0050	<0.0050	<0.0050	<0.0050	<0.0050	<0.0050	<0.0050	<0.0050	<0.0050	<0.0050	<0.0050	<0.0050	<0.0050
C00407	---	9/23/2015	<0.050	<0.0050	<0.010	<0.0050	<0.0050	<0.0050	<0.0050	<0.0050	<0.050	<0.020	<0.0050	<0.0050	<0.0050	<0.0050	<0.0050	<0.0050	<0.0050	<0.0050	<0.0050	<0.0050	<0.0050	<0.010	<0.0050	<0.0050	<0.0050	<0.0050	<0.0050	<0.0050	<0.0050	<0.0050	<0.0050	<0.0050	<0.0050	<0.0050	<0.0050	<0.0050
C00408	---	9/23/2015	<0.050	<0.0050	<0.010	<0.0050	<0.0050	<0.0050	<0.0050	<0.0050	<0.050	<0.020	<0.0050	<0.0050	<0.0050	<0.0050	<0.0050	<0.0050	<0.0050	<0.0050	<0.0050	<0.0050	<0.0050	<0.010	<0.0050	<0.0050	<0.0050	<0.0050	<0.0050	<0.0050	<0.0050	<0.0050	<0.0050	<0.0050	<0.0050	<0.0050	<0.0050	<0.0050
C00294	---	6/4/2015	<0.050	<0.0050	<0.0020	<0.0050	<0.0050	<0.0050	<0.0050	<0.0050	<0.050	<0.020	<0.0050	<0.0050	<0.0050	<0.0050	<0.0050	<0.0050	<0.0050	<0.0050	<0.0050	<0.0050	<0.0050	<0.010	<0.0050

TABLE A-2
ANALYTICAL RESULTS FOR VOCs IN SOIL (0 TO 10 FEET BGS)
Defense Fuel Support Point Norwalk
15306 Norwalk Boulevard, Norwalk, California

Sample ID	Sample Depth	Date Sampled	2,2-Dichloropropane (mg/kg)	1,1-Dichloropropylene (mg/kg)	trans-1,3-Dichloropropylene (mg/kg)	cis-1,3-Dichloropropylene (mg/kg)	Diisopropyl ether (DIPE) (mg/kg)	Ethylbenzene (mg/kg)	Ethyl-tert-Butyl Ether (ETBE) (mg/kg)	Hexachlorobutadiene (mg/kg)	2-Hexanone (MBK) (mg/kg)	Isopropylbenzene (mg/kg)	4-Isopropyltoluene (mg/kg)	4-Methyl-2-pentanone (MIBK) (mg/kg)	Methylene Chloride (mg/kg)	Methyl-tert-Butyl Ether (MTBE) (mg/kg)	Naphthalene (mg/kg)	n-Propylbenzene (mg/kg)	Styrene (mg/kg)	1,1,1,2-Tetrachloroethane (mg/kg)	1,1,2,2-Tetrachloroethane (mg/kg)	Tetrachloroethylene (PCE) (mg/kg)	Toluene (mg/kg)	1,1,2-Trichloro-1,2,2-trifluoroethane (R113) (mg/kg)	1,2,3-Trichlorobenzene (mg/kg)	1,2,4-Trichlorobenzene (mg/kg)	1,1,1-Trichloroethane (mg/kg)	1,1,2-Trichloroethane (mg/kg)	Trichloroethylene (TCE) (mg/kg)	Trichlorofluoromethane (R11) (mg/kg)	1,2,3-Trichloropropane (mg/kg)	1,2,4-Trimethylbenzene (mg/kg)	1,3,5-Trimethylbenzene (mg/kg)	Vinyl chloride (mg/kg)	o-Xylene (mg/kg)	m,p-Xylenes (mg/kg)	Gasoline Range Organics (GRO) (mg/kg)
RWQCB Site-Specific Soil Cleanup Goal (0.5 ft below ground surface)			**0.005**	**0.005**	**0.005**	**0.005**	**0.424**	**1.44**	**0.005**	**0.01**	**0.05**	**4.78**	**0.005**	**0.05**	**0.05**	**0.005**	**0.231**	**1.87**	**0.399**	**0.005**	**0.005**	**0.005**	**0.444**	**0.005**	**0.005**	**0.005**	**0.005**	**0.005**	**0.005**	**0.005**	**0.005**	**1.8**	**1.77**	**0.005**	**---**	**---**	**500**
RWQCB Site-Specific Soil Cleanup Goal (5 ft below ground surface)			**0.005**	**0.005**	**0.005**	**0.005**	**0.212**	**1.07**	**0.005**	**0.01**	**0.05**	**0.303**	**0.005**	**0.05**	**0.05**	**0.005**	**0.012**	**0.114**	**0.03**	**0.005**	**0.005**	**0.005**	**0.356**	**0.005**	**0.005**	**0.005**	**0.005**	**0.005**	**0.005**	**0.005**	**0.005**	**0.12**	**0.118**	**0.005**	**---**	**---**	**100**
CS-2A-130-JD *	---	7/1/2015	<0.0050	<0.0050	<0.0050	<0.0050	<0.0050	<0.0020	<0.0050	<0.010	<0.050	<0.0050	<0.0050	<0.050	<0.050	<0.0050	<0.010	<0.0050	<0.0050	<0.0050	<0.0050	<0.0050	<0.0020	<0.0050	<0.0050	<0.0050	<0.0050	<0.0050	<0.0050	<0.0050	<0.0050	<0.0050	<0.0050	<0.0050	<0.0020	<0.0020	<0.50
CS-2A-135A-JD *	---	7/1/2015	<0.0050	<0.0050	<0.0050	<0.0050	<0.0050	<0.0020	<0.0050	<0.010	<0.050	<0.0050	<0.0050	<0.050	<0.050	<0.0050	<0.010	<0.0050	<0.0050	<0.0050	<0.0050	<0.0050	<0.0020	<0.0050	<0.0050	<0.0050	<0.0050	<0.0050	<0.0050	<0.0050	<0.0050	<0.0050	<0.0050	<0.0050	<0.0020	<0.0020	<0.50
CS-2A-138A-JD *	---	7/1/2015	<0.0050	<0.0050	<0.0050	<0.0050	<0.0050	<0.0020	<0.0050	<0.010	<0.050	<0.0050	<0.0050	<0.050	<0.050	<0.0050	<0.010	<0.0050	<0.0050	<0.0050	<0.0050	<0.0050	<0.0020	<0.0050	<0.0050	<0.0050	<0.0050	<0.0050	<0.0050	<0.0050	<0.0050	<0.0050	<0.0050	<0.0050	<0.0020	<0.0020	<0.50
CS-2A-142-JD *	---	7/1/2015	<0.0050	<0.0050	<0.0050	<0.0050	<0.0050	<0.0020	<0.0050	<0.010	<0.050	<0.0050	<0.0050	<0.050	<0.050	<0.0050	<0.010	<0.0050	<0.0050	<0.0050	<0.0050	<0.0050	<0.0020	<0.0050	<0.0050	<0.0050	<0.0050	<0.0050	<0.0050	<0.0050	<0.0050	<0.0050	<0.0050	<0.0050	<0.0020	<0.0020	<0.50
CS-2A-143A-L *	Lower	7/1/2015	<0.0050	<0.0050	<0.0050	<0.0050	<0.0050	<0.0020	<0.0050	<0.010	<0.050	<0.0050	<0.0050	<0.050	<0.050	<0.0050	<0.010	<0.0050	<0.0050	<0.0050	<0.0050	<0.0050	<0.0020	<0.0050	<0.0050	<0.0050	<0.0050	<0.0050	<0.0050	<0.0050	<0.0050	<0.0050	<0.0050	<0.0050	<0.0020	<0.0020	<0.50
CS-2A-143A-M *	Middle	7/1/2015	<0.0050	<0.0050	<0.0050	<0.0050	<0.0050	<0.0020	<0.0050	<0.010	<0.050	<0.0050	<0.0050	<0.050	<0.050	<0.0050	<0.010	<0.0050	<0.0050	<0.0050	<0.0050	<0.0050	<0.0020	<0.0050	<0.0050	<0.0050	<0.0050	<0.0050	<0.0050	<0.0050	<0.0050	<0.0050	<0.0050	<0.0050	<0.0020	<0.0020	<0.50
CS-2A-148A-L *	Lower	7/1/2015	<0.0050	<0.0050	<0.0050	<0.0050	<0.0050	<0.0020	<0.0050	<0.010	<0.050	<0.0050	<0.0050	<0.050	<0.050	<0.0050	<0.010	<0.0050	<0.0050	<0.0050	<0.0050	<0.0050	<0.0020	<0.0050	<0.0050	<0.0050	<0.0050	<0.0050	<0.0050	<0.0050	<0.0050	<0.0050	<0.0050	<0.0050	<0.0020	<0.0020	<0.50
CS-2A-148A-M *	Middle	7/1/2015	<0.0050	<0.0050	<0.0050	<0.0050	<0.0050	<0.0020	<0.0050	<0.010	<0.050	<0.0050	<0.0050	<0.050	<0.050	<0.0050	<0.010	<0.0050	<0.0050	<0.0050	<0.0050	<0.0050	<0.0020	<0.0050	<0.0050	<0.0050	<0.0050	<0.0050	<0.0050	<0.0050	<0.0050	<0.0050	<0.0050	<0.0050	<0.0020	<0.0020	<0.50
C00352	---	9/21/2015	<0.0050	<0.0050	<0.0050	<0.0050	<0.0050	<0.0020	<0.0050	<0.010	<0.050	<0.0050	<0.0050	<0.050	<0.050	<0.0050	<0.010	<0.0050	<0.0050	<0.0050	<0.0050	<0.0050	<0.0020	<0.0050	<0.0050	<0.0050	<0.0050	<0.0050	<0.0050	<0.0050	<0.0050	<0.0050	<0.0050	<0.0050	<0.0020	**0.0022**	<0.50
C00353	---	9/21/2015	<0.0050	<0.0050	<0.0050	<0.0050	<0.0050	<0.0020	<0.0050	<0.010	<0.050	<0.0050	<0.0050	<0.050	<0.050	<0.0050	<0.010	<0.0050	<0.0050	<0.0050	<0.0050	<0.0050	**0.0026**	<0.0050	<0.0050	<0.0050	<0.0050	<0.0050	<0.0050	<0.0050	<0.0050	<0.0050	<0.0050	<0.0050	<0.0020	**0.0023**	<0.50
C00354	---	9/21/2015	<0.0050	<0.0050	<0.0050	<0.0050	<0.0050	<0.0020	<0.0050	<0.010	<0.050	<0.0050	<0.0050	<0.050	<0.050	<0.0050	<0.010	<0.0050	<0.0050	<0.0050	<0.0050	<0.0050	<0.0020	<0.0050	<0.0050	<0.0050	<0.0050	<0.0050	<0.0050	<0.0050	<0.0050	<0.0050	<0.0050	<0.0050	<0.0020	<0.0020	<0.50
C00356	---	9/21/2015	<0.0050	<0.0050	<0.0050	<0.0050	<0.0050	<0.0020	<0.0050	<0.010	<0.050	<0.0050	<0.0050	<0.050	<0.050	<0.0050	<0.010	<0.0050	<0.0050	<0.0050	<0.0050	<0.0050	<0.0020	<0.0050	<0.0050	<0.0050	<0.0050	<0.0050	<0.0050	<0.0050	<0.0050	<0.0050	<0.0050	<0.0050	<0.0020	<0.0020	<0.50
C00357	---	9/21/2015	<0.0050	<0.0050	<0.0050	<0.0050	<0.0050	<0.0020	<0.0050	<0.010	<0.050	<0.0050	<0.0050	<0.050	<0.050	<0.0050	<0.010	<0.0050	<0.0050	<0.0050	<0.0050	<0.0050	<0.0020	<0.0050	<0.0050	<0.0050	<0.0050	<0.0050	<0.0050	<0.0050	<0.0050	<0.0050	<0.0050	<0.0050	<0.0020	<0.0020	<0.50
C00358	---	9/21/2015	<0.0050	<0.0050	<0.0050	<0.0050	<0.0050	<0.0020	<0.0050	<0.010	<0.050	<0.0050	<0.0050	<0.050	<0.050	<0.0050	<0.010	<0.0050	<0.0050	<0.0050	<0.0050	<0.0050	<0.0020	<0.0050	<0.0050	<0.0050	<0.0050	<0.0050	<0.0050	<0.0050	<0.0050	<0.0050	<0.0050	<0.0050	<0.0020	<0.0020	<0.50
C00359	---	9/21/2015	<0.0050	<0.0050	<0.0050	<0.0050	<0.0050	<0.0020	<0.0050	<0.010	<0.050	<0.0050	<0.0050	<0.050	<0.050	<0.0050	<0.010	<0.0050	<0.0050	<0.0050	<0.0050	<0.0050	<0.0020	<0.0050	<0.0050	<0.0050	<0.0050	<0.0050	<0.0050	<0.0050	<0.0050	<0.0050	<0.0050	<0.0050	<0.0020	<0.0020	<0.50
C00360	---	9/21/2015	<0.0050	<0.0050	<0.0050	<0.0050	<0.0050	<0.0020	<0.0050	<0.010	<0.050	<0.0050	<0.0050	<0.050	<0.050	<0.0050	<0.010	<0.0050	<0.0050	<0.0050	<0.0050	<0.0050	<0.0020	<0.0050	<0.0050	<0.0050	<0.0050	<0.0050	<0.0050	<0.0050	<0.0050	<0.0050	<0.0050	<0.0050	<0.0020	<0.0020	<0.50
C00361	---	9/21/2015	<0.0050	<0.0050	<0.0050	<0.0050	<0.0050	<0.0020	<0.0050	<0.010	<0.050	<0.0050	<0.0050	<0.050	<0.050	<0.0050	<0.010	<0.0050	<0.0050	<0.0050	<0.0050	<0.0050	<0.0020	<0.0050	<0.0050	<0.0050	<0.0050	<0.0050	<0.0050	<0.0050	<0.0050	<0.0050	<0.0050	<0.0050	<0.0020	<0.0020	<0.50
C00362	---	9/21/2015	<0.0050	<0.0050	<0.0050	<0.0050	<0.0050	<0.0020	<0.0050	<0.010	<0.050	<0.0050	<0.0050	<0.050	<0.050	<0.0050	<0.010	<0.0050	<0.0050	<0.0050	<0.0050	<0.0050	<0.0020	<0.0050	<0.0050	<0.0050	<0.0050	<0.0050	<0.0050	<0.0050	<0.0050	<0.0050	<0.0050	<0.0050	<0.0020	<0.0020	<0.50
C00363	---	9/21/2015	<0.0050	<0.0050	<0.0050	<0.0050	<0.0050	<0.0020	<0.0050	<0.010	<0.050	<0.0050	<0.0050	<0.050	<0.050	<0.0050	<0.010	<0.0050	<0.0050	<0.0050	<0.0050	<0.0050	<0.0020	<0.0050	<0.0050	<0.0050	<0.0050	<0.0050	<0.0050	<0.0050	<0.0050	<0.0050	<0.0050	<0.0050	<0.0020	<0.0020	<0.50
C00364	---	9/21/2015	<0.0050	<0.0050	<0.0050	<0.0050	<0.0050	<0.0020	<0.0050	<0.010	<0.050	<0.0050	<0.0050	<0.050	<0.050	<0.0050	<0.010	<0.0050	<0.0050	<0.0050	<0.0050	<0.0050	<0.0020	<0.0050	<0.0050	<0.0050	<0.0050	<0.0050	<0.0050	<0.0050	<0.0050	<0.0050	<0.0050	<0.0050	<0.0020	<0.0020	<0.50
C00365	---	9/21/2015	<0.0050	<0.0050	<0.0050	<0.0050	<0.0050	<0.0020	<0.0050	<0.010	<0.050	<0.0050	<0.0050	<0.050	<0.050	<0.0050	<0.010	<0.0050	<0.0050	<0.0050	<0.0050	<0.0050	<0.0020	<0.0050	<0.0050	<0.0050	<0.0050	<0.0050	<0.0050	<0.0050	<0.0050	<0.0050	<0.0050	<0.0050	<0.0020	<0.0020	<0.50
C00366	---	9/21/2015	<0.0050	<0.0050	<0.0050	<0.0050	<0.0050	<0.0020	<0.0050	<0.010	<0.050	<0.0050	<0.0050	<0.050	<0.050	<0.0050	<0.010	<0.0050	<0.0050	<0.0050	<0.0050	<0.0050	<0.0020	<0.0050	<0.0050	<0.0050	<0.0050	<0.0050	<0.0050	<0.0050	<0.0050	<0.0050	<0.0050	<0.0050	<0.0020	<0.0020	<0.50
C00367	---	9/21/2015	<0.0050	<0.0050	<0.0050	<0.0050	<0.0050	<0.0020	<0.0050	<0.010	<0.050	<0.0050	<0.0050	<0.050	<0.050	<0.0050	<0.010	<0.0050	<0.0050	<0.0050	<0.0050	<0.0050	<0.0020	<0.0050	<0.0050	<0.0050	<0.0050	<0.0050	<0.0050	<0.0050	<0.0050	<0.0050	<0.0050	<0.0050	<0.0020	<0.0020	<0.50
C00368-4.5	---	9/21/2015	<0.0050	<0.0050	<0.0050	<0.0050	<0.0050	<0.0020	<0.0050	<0.010	<0.050	<0.0050	<0.0050	<0.050	<0.050	<0.0050	<0.010	<0.0050	<0.0050	<0.0050	<0.0050	<0.0050	<0.0020	<0.0050	<0.0050	<0.0050	<0.0050	<0.0050	<0.0050	<0.0050	<0.0050	<0.0050	<0.0050	<0.0050	<0.0020	<0.0020	<0.50
C00369-4.5	---	9/21/2015	<0.0050	<0.0050	<0.0050	<0.0050	<0.0050	<0.0020	<0.0050	<0.010	<0.050	<0.0050	<0.0050	<0.050	<0.050	<0.0050	<0.010	<0.0050	<0.0050	<0.0050	<0.0050	<0.0050	<0.0020	<0.0050	<0.0050	<0.0050	<0.0050	<0.0050	<0.0050	<0.0050	<0.0050	<0.0050	<0.0050	<0.0050	<0.0020	<0.0020	<0.50
C00370	---	9/21/2015	<0.0050	<0.0050	<0.0050	<0.0050	<0.0050	<0.0020	<0.0050	<0.010	<0.050	<0.0050	<0.0050	<0.050	<0.050	<0.0050	<0.010	<0.0050	<0.0050	<0.0050	<0.0050	<0.0050	<0.0020	<0.0050	<0.0050	<0.0050	<0.0050	<0.0050	<0.0050	<0.0050	<0.0050	<0.0050	<0.0050	<0.0050	<0.0020	<0.0020	<0.50
C00371	---	9/21/2015	<0.0050	<0.0050	<0.0050	<0.0050	<0.0050	<0.0020	<0.0050	<0.010	<0.050	<0.0050	<0.0050	<0.050	<0.050	<0.0050	<0.010	<0.0050	<0.0050	<0.0050	<0.0050	<0.0050	<0.0020	<0.0050	<0.0050	<0.0050	<0.0050	<0.0050	<0.0050	<0.0050	<0.0050	<0.0050	<0.0050	<0.0050	<0.0020	<0.0020	<0.50
C00372	---	9/21/2015	<0.0050	<0.0050	<0.0050	<0.0050	<0.0050	<0.0020	<0.0050	<0.010	<0.050	<0.0050	<0.0050	<0.050	<0.050	<0.0050	<0.010	<0.0050	<0.0050	<0.0050	<0.0050	<0.0050	<0.0020	<0.0050	<0.0050	<0.0050	<0.0050	<0.0050	<0.0050	<0.0050	<0.0050	<0.0050	<0.0050	<0.0050	<0.0020	<0.0020	<0.50
C00373	---	9/21/2015	<0.0050	<0.0050	<0.0050	<0.0050	<0.0050	<0.0020	<0.0050	<0.010	<0.050	<0.0050	<0.0050	<0.050	<0.050	<0.0050	<0.010	<0.0050	<0.0050	<0.0050	<0.0050	<0.0050	<0.0020	<0.0050	<0.0050	<0.0050	<0.0050	<0.0050	<0.0050	<0.0050	<0.0050	<0.0050	<0.0050	<0.0050	<0.0020	<0.0020	<0.50
C00374	---	9/21/2015	<0.0050	<0.0050	<0.0050	<0.0050	<0.0050	<0.0020	<0.0050	<0.010	<0.050	<0.0050	<0.0050	<0.050	<0.050	<0.0050	<0.010	<0.0050	<0.0050	<0.0050	<0.0050	<0.0050	<0.0020	<0.0050	<0.0050	<0.0050	<0.0050	<0.0050	<0.0050	<0.0050	<0.0050	<0.0050	<0.0050	<0.0050	<0.0020	<0.0020	<0.50
C00375	---	9/21/2015	<0.0050	<0.0050	<0.0050	<0.0050	<0.0050	<0.0020	<0.0050	<0.010	<0.050	<0.0050	<0.0050	<0.050	<0.050	<0.0050	<0.010	<0.0050	<0.0050	<0.0050	<0.0050	<0.0050	<0.0020	<0.0050	<0.0050	<0.0050	<0.0050	<0.0050	<0.0050	<0.0050	<0.0050	<0.0050	<0.0050	<0.0050	<0.0020	<0.0020	<0.50
C00376	---	9/21/2015	<0.0050	<0.0050	<0.0050	<0.0050	<0.0050	<0.0020	<0.0050	<0.010	<0.050	<0.0050	<0.0050	<0.050	<0.050	<0.0050	<0.010	<0.0050	<0.0050	<0.0050	<0.0050	<0.0050	<0.0020	<0.0050	<0.0050	<0.0050	<0.0050	<0.0050	<0.0050	<0.0050	<0.0050	<0.0050	<0.0050	<0.0050	<0.0020	<0.0020	<0.50
C00377-4.5	---	9/21/2015	<0.0050	<0.0050	<0.0050	<0.0050	<0.0050	<0.0020	<0.0050	<0.010	<0.050	<0.0050	<0.0050	<0.050	<0.050	<0.0050	<0.010	<0.0050	<0.0050	<0.0050	<0.0050	<0.0050	<0.0020	<0.0050	<0.0050	<0.0050	<0.0050	<0.0050	<0.0050	<0.0050	<0.0050	<0.0050	<0.0050	<0.0050	<0.0020	<0.0020	<0.50
C00388	---	9/23/2015	<0.0050	<0.0050	<0.0050	<0.0050	<0.0050	<0.0020	<0.0050	<0.010	<0.050	<0.0050	<0.0050	<0.050	<0.050	<0.0050	<0.010	<0.0050	<0.0050	<0.0050	<0.0050	<0.0050	<0.0020	<0.0050	<0.0050	<0.0050	<0.0050	<0.0050	<0.0050	<0.0050	<0.0050	<0.0050	<0.0050	<0.0050	<0.0020	<0.0020	<0.50
C00389	---	9/23/2015	<0.0050	<0.0050	<0.0050	<0.0050	<0.0050	<0.0020	<0.0050	<0.010	<0.050	<0.0050	<0.0050	<0.050	<0.050	<0.0050	<0.010	<0.0050	<0.0050	<0.0050	<0.0050	<0.0050	<0.0020	<0.0050	<0.0050	<0.0050	<0.0050	<0.0050	<0.0050	<0.0050	<0.0050	<0.0050	<0.0050	<0.0050	<0.0020	<0.0020	<0.50
C00390	---	9/23/2015	<0.0050	<0.0050	<0.0050	<0.0050	<0.0050	<0.0020	<0.0050	<0.010	<0.050	<0.0050	<0.0050	<0.050	<0.050	<0.0050	<0.010	<0.0050	<0.0050	<0.0050	<0.0050	<0.0050	<0.0020	<0.0050	<0.0050	<0.0050	<0.0050	<0.0050	<0.0050	<0.0050	<0.0050	<0.0050	<0.0050	<0.0050	<0.0020	<0.0020	<0.50
C00391	---	9/23/2015	<0.0050	<0.0050	<0.0050	<0.0050	<0.0050	<0.0020	<0.0050	<0.010	<0.050	<0.0050	<0.0050	<0.050	<0.050	<0.0050	<0.010	<0.0050	<0.0050	<0.0050	<0.0050	<0.0050	<0.0020	<0.0050	<0.0050	<0.0050	<0.0050	<0.0050	<0.0050	<0.0050	<0.0050	<0.0050	<0.0050	<0.0050	<0.0020	<0.0020	<0.50
C00392	---	9/23/2015	<0.0050	<0.0050	<0.0050	<0.0050	<0.0050	<0.0020	<0.0050	<0.010	<0.050	<0.0050	<0.0050	<0.050	<0.050	<0.0050	<0.010	<0.0050	<0.0050	<0.0050	<0.0050	<0.0050	<0.0020	<0.0050	<0.0050	<0.0050	<0.0050	<0.0050	<0.0050	<0.0050	<0.0050	<0.0050	<0.0050	<0.0050	<0.0020	<0.0020	<0.50
C00393	---	9/23/2015	<0.0050	<0.0050	<0.0050	<0.0050	<0.0050	<0.0020	<0.0050	<0.010	<0.050	<0.0050	<0.0050	<0.050	<0.050	<0.0050	<0.010	<0.0050	<0.0050	<0.0050	<0.0050	<0.0050	<0.0020	<0.0050	<0.0050	<0.0050	<0.0050	<0.0050	<0.0050	<0.0050	<0.0050	<0.0050	<0.0050	<0.0050	<0.0020	<0.0020	<0.50
C00394	---	9/23/2015	<0.0050	<0.0050	<0.0050	<0.0050	<0.0050	<0.0020	<0.0050	<0.010	<0.050	<0.0050	<0.0050	<0.050	<0.050	<0.0050	<0.010	<0.0050	<0.0050	<0.0050	<0.0050	<0.0050	<0.0020	<0.0050	<0.0050	<0.0050	<0.0050	<0.0050	<0.0050	<0.0050	<0.0050	<0.0050	<0.0050	<0.0050	<0.0020	<0.0020	<0.50
C00395	---	9/23/2015	<0.0050	<0.0050	<0.0050	<0.0050	<0.0050	<0.0020	<0.0050	<0.010	<0.050	<0.0050	<0.0050	<0.050	<0.050	<0.0050	<0.010	<0.0050	<0.0050	<0.0050	<0.0050	<0.0050	<0.0020	<0.0050	<0.0050	<0.0050	<0.0050	<0.0050	<0.0050	<0.0050	<0.0050	<0.0050	<0.0050	<0.0050	<0.0020	<0.0020	<0.50
C00396	---	9/23/2015	<0.0050	<0.0050	<0.0050	<0.0050	<0.0050	<0.0020	<0.0050	<0.010	<0.050	<0.0050	<0.0050	<0.050	<0.050	<0.0050	<0.010	<0.0050	<0.0050	<0.0050	<0.0050	<0.0050	<0.0020	<0.0050	<0.0050	<0.0050	<0.0050	<0.0050	<0.0050	<0.0050	<0.0050	<0.0050	<0.0050	<0.0050	<0.0020	<0.0020	<0.50
C00397	---	9/23/2015	<0.0050	<0.0050	<0.0050	<0.0050	<0.0050	<0.0020	<0.0050	<0.010	<0.050	<0.0050	<0.0050	<0.050	<0.050	<0.0050	<0.010	<0.0050	<0.0050	<0.0050	<0.0050	<0.0050	<0.0020	<0.0050	<0.0050	<0.0050	<0.0050	<0.0050	<0.0050	<0.0050	<0.0050	<0.0050	<0.0050	<0.0050	<0.0020	<0.0020	<0.50
C00398	---	9/23/2015	<0.0050	<0.0050	<0.0050	<0.0050	<0.0050	<0.0020	<0.0050	<0.010	<0.050	<0.0050	<0.0050	<0.050	<0.050	<0.0050	<0.010	<0.0050	<0.0050	<0.0050	<0.0050	<0.0050	<0.0020	<0.0050	<0.0050	<0.0050	<0.0050	<0.0050	<0.0050	<0.0050	<0.0050	<0.0050	<0.0050	<0.0050	<0.0020	<0.0020	<0.50
C00399	---	9/23/2015	<0.0050	<0.0050	<0.0050	<0.0050	<0.0050	<0.0020	<0.0050	<0.010	<0.050	<0.0050	<0.0050	<0.050	<0.050	<0.0050	<0.010	<0.0050	<0.0050	<0.0050	<0.0050	<0.0050	<0.0020	<0.0050	<0.0050	<0.0050	<0.0050	<0.0050	<0.0050	<0.0050	<0.0050	<0.0050	<0.0050	<0.0050	<0.0020	<0.0020	<0.50
C00400	---	9/23/2015	<0.0050	<0.0050	<0.0050	<0.0050	<0.0050	<0.0020	<0.0050	<0.010	<0.050	<0.0050	<0.0050	<0.050	<0.050	<0.0050	<0.010	<0.0050	<0.0050	<0.0050	<0.0050	<0.0050	<0.0020	<0.0050	<0.0050	<0.0050	<0.0050	<0.0050	<0.0050	<0.0050	<0.0050	<0.0050	<0.0050	<0.0050	<0.0020	<0.0020	<0.50
C00401	---	9/23/2015	<0.0050	<0.0050	<0.0050	<0.0050	<0.0050	<0.0020	<0.0050	<0.010	<0.050	<0.0050	<0.0050	<0.050	<0.050	<0.0050	<0.010	<0.0050	<0.0050	<0.0050	<0.0050	<0.0050	<0.0020	<0.0050	<0.0050	<0.0050	<0.0050	<0.0050	<0.0050	<0.0050	<0.0050	<0.0050	<0.0050	<0.0050	<0.0020	<0.0020	<0.50
C00402	---	9/23/2015	<0.0050	<0.0050	<0.0050	<0.0050	<0.0050	<0.0020	<0.0050	<0.010	<0.050	<0.0050	<0.0050	<0.050	<0.050	<0.0050	<0.010	<0.0050	<0.0050	<0.0050	<0.0050	<0.0050	<0.0020	<0.0050	<0.0050	<0.0050	<0.0050	<0.0050	<0.0050	<0.0050	<0.0050	<0.0050	<0.0050	<0.0050	<0.0020	<0.0020	<0.50
C00403	---	9/23/2015	<0.0050	<0.0050	<0.0050	<0.0050	<0.0050	<0.0020	<0.0050	<0.010	<0.050	<0.0050	<0.0050	<0.050	<0.050	<0.0050	<0.010	<0.0050	<0.0050	<0.0050	<0.0050	<0.0050	<0.0020	<0.0050	<0.0050	<0.0050	<0.0050	<0.0050	<0.0050	<0.0050	<0.0050	<0.0050	<0.0050	<0.0050	<0.0020	<0.0020	<0.50
C00404	---	9/23/2015	<0.0050	<0.0050	<0.0050	<0.0050	<0.0050	<0.0020	<0.0050	<0.010	<0.050	<0.0050	<0.0050	<0.050	<0.050	<0.0050	<0.010	<0.0050	<0.0050	<0.0050	<0.0050	<0.0050	<0.0020	<0.0050	<0.0050	<0.0050	<0.0050	<0.0050	<0.0050	<0.0050	<0.0050	<0.0050	<0.0050	<0.0050	<0.0020	<0.0020	<0.50
C00405	---	9/23/2015	<0.0050	<0.0050	<0.0050	<0.0050	<0.0050	<0.0020	<0.0050	<0.010	<0.050	<0.0050	<0.0050	<0.050	<0.050	<0.0050	<0.010	<0.0050	<0.0050	<0.0050	<0.0050	<0.0050	<0.0020	<0.0050	<0.0050	<0.0050	<0.0050	<0.0050	<0.0050	<0.0050	<0.0050	<0.0050	<0.0050	<0.0050	<0.0020	<0.0020	<0.50
C00406	---	9/23/2015	<0.0050	<0.0050	<0.0050	<0.0050	<0.0050	<0.0020	<0.0050	<0.010	<0.050	<0.0050	<0.0050	<0.050	<0.050	<0.0050	<0.010	<0.0050	<0.0050	<0.0050	<0.0050	<0.0050	<0.0020	<0.0050	<0.0050	<0.0050	<0.0050	<0.0050	<0.0050	<0.0050	<0.0050	<0.0050	<0.0050	<0.0050	<0.0020	<0.0020	<0.50
C00407	---	9/23/2015	<0.0050	<0.0050	<0.0050	<0.0050	<0.0050	<0.0020	<0.0050	<0.010	<0.050	<0.0050	<0.0050	<0.050	<0.050	<0.0050	<0.010	<0.0050	<0.0050	<0.0050	<0.0050	<0.0050	<0.0020	<0.0050	<0.0050	<0.0050	<0.0050	<0.0050	<0.0050	<0.0050	<0.0050	<0.0050	<0.0050	<0.0050	<0.0020	<0.0020	<0.50
C00408	---	9/23/2015	<0.0050	<0.0050	<0.0050	<0.0050	<0.0050	<0.0020	<0.0050	<0.010	<0.050	<0.0050	<0.0050	<0.050	<0.050	<0.0050	<0.010	<0.0050	<0.0050	<0.0050	<0.0050	<0.0050	<0.0020	<0.0050	<0.0050	<0.0050	<0.0050	<0.0050	<0.0050	<0.0050	<0.0050	<0.0050	<0.0050	<0.0050	<0.0020	<0.0020	<0.50
C00294	---	6/4/2015	<0.0050	<0.0050	<0.0050	<0.0050	<0.0050	<0.0020	<0.0050	<0.010	<0.050	<0.0050	<0.0050	<0.050	<0.050	<0.0050	<0.010	<0.0050	<0.0050	<0.0050	<0.0050	<0.0050	<0.0020	<0.0050	<0.0050	<0.0050	<0.0050	<0.0050	<0.0050	<0.0050	<0.0050	<0.0050	<0.0050	<0.0050	<0.0020	<0.0020	<0.50
C00295	---	6/4/2015	<0.0050	<0.0050	<0.0050	<0.0050	<0.0050	<0.0020	<0.0050	<0.010	<0.050	<0.0050	<0.0050	<0.050	<0.050	<0.0050	<0.010	<0.0050	<0.0050	<0.0050	<0.0050	<0.0050	<0.0020	<0.0050	<0.0050	<0.0050	<0.0050	<0.0050	<0.0050	<0.0050	<0.0050	<0.0050	<0.0050	<0.0050	<0.0020	<0.0020	<0.50
C00296	---	6/4/2015	<0.0050	<0.0050	<0.0050	<0.0050

TABLE A-2
ANALYTICAL RESULTS FOR VOCs IN SOIL (0 TO 10 FEET BGS)
Defense Fuel Support Point Norwalk
15306 Norwalk Boulevard, Norwalk, California

Sample ID	Sample Depth	Date Sampled	Acetone (mg/kg)	tert-Amyl Methyl Ether (TAME) (mg/kg)	Benzene (mg/kg)	Bromobenzene (mg/kg)	Bromochloromethane (mg/kg)	Bromodichloromethane (mg/kg)	Bromoform (mg/kg)	Bromomethane (mg/kg)	2-Butanone (MEK) (mg/kg)	tert-Butyl alcohol (TBA) (mg/kg)	sec-Butylbenzene (mg/kg)	tert-Butylbenzene (mg/kg)	n-Butylbenzene (mg/kg)	Carbon Disulfide (mg/kg)	Carbon Tetrachloride (mg/kg)	Chlorobenzene (mg/kg)	Chloroethane (mg/kg)	Chloroform (mg/kg)	Chloromethane (mg/kg)	2-Chlorotoluene (mg/kg)	4-Chlorotoluene (mg/kg)	1,2-Dibromo-3-chloropropane (mg/kg)	Dibromochloromethane (mg/kg)	1,2-Dibromoethane (EDB) (mg/kg)	Dibromomethane (mg/kg)	1,2-Dichlorobenzene (mg/kg)	1,3-Dichlorobenzene (mg/kg)	1,4-Dichlorobenzene (mg/kg)	Dichlorodifluoromethane (R12) (mg/kg)	1,1-Dichloroethane (mg/kg)	1,2-Dichloroethane (EDC) (mg/kg)	trans-1,2-Dichloroethylene (mg/kg)	cis-1,2-Dichloroethylene (mg/kg)	1,1-Dichloroethylene (mg/kg)	1,2-Dichloropropane (mg/kg)	1,3-Dichloropropane (mg/kg)
RWQCB Site-Specific Soil Cleanup Goal (0.5 ft below ground surface)			**0.994**	**0.005**	**0.013**	**0.005**	**0.005**	**0.005**	**0.005**	**0.005**	**0.05**	**0.02**	**2.22**	**1.78**	**3.4**	**0.046**	**0.005**	**0.005**	**0.005**	**0.005**	**0.005**	**0.005**	**0.005**	**0.01**	**0.005**	**0.005**	**0.005**	**0.005**	**0.005**	**0.005**	**0.005**	**0.005**	**0.005**	**0.005**	**0.005**	**0.005**	**0.005**	**0.005**
RWQCB Site-Specific Soil Cleanup Goal (5 ft below ground surface)			**1.28**	**0.005**	**0.011**	**0.005**	**0.005**	**0.005**	**0.005**	**0.005**	**0.05**	**0.02**	**0.129**	**0.11**	**0.179**	**0.023**	**0.005**	**0.005**	**0.005**	**0.005**	**0.005**	**0.005**	**0.005**	**0.01**	**0.005**	**0.005**	**0.005**	**0.005**	**0.005**	**0.005**	**0.005**	**0.005**	**0.005**	**0.005**	**0.005**	**0.005**	**0.005**	**0.005**
C00300	---	6/4/2015	<0.050	<0.0050	<0.0020	<0.0050	<0.0050	<0.0050	<0.0050	<0.0050	<0.050	<0.020	<0.0050	<0.0050	<0.0050	<0.0050	<0.0050	<0.0050	<0.0050	<0.0050	<0.0050	<0.0050	<0.0050	<0.010	<0.0050	<0.0050	<0.0050	<0.0050	<0.0050	<0.0050	<0.0050	<0.0050	<0.0050	<0.0050	<0.0050	<0.0050	<0.0050	<0.0050
C00301	---	6/4/2015	<0.050	<0.0050	<0.0020	<0.0050	<0.0050	<0.0050	<0.0050	<0.0050	<0.050	<0.020	<0.0050	<0.0050	<0.0050	<0.0050	<0.0050	<0.0050	<0.0050	<0.0050	<0.0050	<0.0050	<0.0050	<0.010	<0.0050	<0.0050	<0.0050	<0.0050	<0.0050	<0.0050	<0.0050	<0.0050	<0.0050	<0.0050	<0.0050	<0.0050	<0.0050	<0.0050
C00302	---	6/4/2015	<0.050	<0.0050	<0.0020	<0.0050	<0.0050	<0.0050	<0.0050	<0.0050	<0.050	<0.020	<0.0050	<0.0050	<0.0050	<0.0050	<0.0050	<0.0050	<0.0050	<0.0050	<0.0050	<0.0050	<0.0050	<0.010	<0.0050	<0.0050	<0.0050	<0.0050	<0.0050	<0.0050	<0.0050	<0.0050	<0.0050	<0.0050	<0.0050	<0.0050	<0.0050	<0.0050
C00303	---	6/4/2015	<0.050	<0.0050	<0.0020	<0.0050	<0.0050	<0.0050	<0.0050	<0.0050	<0.050	<0.020	<0.0050	<0.0050	<0.0050	<0.0050	<0.0050	<0.0050	<0.0050	<0.0050	<0.0050	<0.0050	<0.0050	<0.010	<0.0050	<0.0050	<0.0050	<0.0050	<0.0050	<0.0050	<0.0050	<0.0050	<0.0050	<0.0050	<0.0050	<0.0050	<0.0050	<0.0050
C00304	---	6/4/2015	<0.050	<0.0050	<0.0020	<0.0050	<0.0050	<0.0050	<0.0050	<0.0050	<0.050	<0.020	<0.0050	<0.0050	<0.0050	<0.0050	<0.0050	<0.0050	<0.0050	<0.0050	<0.0050	<0.0050	<0.0050	<0.010	<0.0050	<0.0050	<0.0050	<0.0050	<0.0050	<0.0050	<0.0050	<0.0050	<0.0050	<0.0050	<0.0050	<0.0050	<0.0050	<0.0050
C00305	---	6/4/2015	<0.050	<0.0050	<0.0020	<0.0050	<0.0050	<0.0050	<0.0050	<0.0050	<0.050	<0.020	<0.0050	<0.0050	<0.0050	<0.0050	<0.0050	<0.0050	<0.0050	<0.0050	<0.0050	<0.0050	<0.0050	<0.010	<0.0050	<0.0050	<0.0050	<0.0050	<0.0050	<0.0050	<0.0050	<0.0050	<0.0050	<0.0050	<0.0050	<0.0050	<0.0050	<0.0050
C00306	---	6/4/2015	<0.050	<0.0050	<0.0020	<0.0050	<0.0050	<0.0050	<0.0050	<0.0050	<0.050	<0.020	<0.0050	<0.0050	<0.0050	<0.0050	<0.0050	<0.0050	<0.0050	<0.0050	<0.0050	<0.0050	<0.0050	<0.010	<0.0050	<0.0050	<0.0050	<0.0050	<0.0050	<0.0050	<0.0050	<0.0050	<0.0050	<0.0050	<0.0050	<0.0050	<0.0050	<0.0050
C00307	---	6/4/2015	<0.050	<0.0050	<0.0020	<0.0050	<0.0050	<0.0050	<0.0050	<0.0050	<0.050	<0.020	<0.0050	<0.0050	<0.0050	<0.0050	<0.0050	<0.0050	<0.0050	<0.0050	<0.0050	<0.0050	<0.0050	<0.010	<0.0050	<0.0050	<0.0050	<0.0050	<0.0050	<0.0050	<0.0050	<0.0050	<0.0050	<0.0050	<0.0050	<0.0050	<0.0050	<0.0050
C00308	---	6/4/2015	<0.050	<0.0050	<0.0020	<0.0050	<0.0050	<0.0050	<0.0050	<0.0050	<0.050	<0.020	<0.0050	<0.0050	<0.0050	<0.0050	<0.0050	<0.0050	<0.0050	<0.0050	<0.0050	<0.0050	<0.0050	<0.010	<0.0050	<0.0050	<0.0050	<0.0050	<0.0050	<0.0050	<0.0050	<0.0050	<0.0050	<0.0050	<0.0050	<0.0050	<0.0050	<0.0050
C00309	---	6/4/2015	<0.050	<0.0050	<0.0020	<0.0050	<0.0050	<0.0050	<0.0050	<0.0050	<0.050	<0.020	<0.0050	<0.0050	<0.0050	<0.0050	<0.0050	<0.0050	<0.0050	<0.0050	<0.0050	<0.0050	<0.0050	<0.010	<0.0050	<0.0050	<0.0050	<0.0050	<0.0050	<0.0050	<0.0050	<0.0050	<0.0050	<0.0050	<0.0050	<0.0050	<0.0050	<0.0050
C00310	---	6/4/2015	<0.050	<0.0050	<0.0020	<0.0050	<0.0050	<0.0050	<0.0050	<0.0050	<0.050	<0.020	<0.0050	<0.0050	<0.0050	<0.0050	<0.0050	<0.0050	<0.0050	<0.0050	<0.0050	<0.0050	<0.0050	<0.010	<0.0050	<0.0050	<0.0050	<0.0050	<0.0050	<0.0050	<0.0050	<0.0050	<0.0050	<0.0050	<0.0050	<0.0050	<0.0050	<0.0050
C00311	---	6/4/2015	<0.050	<0.0050	<0.0020	<0.0050	<0.0050	<0.0050	<0.0050	<0.0050	<0.050	<0.020	<0.0050	<0.0050	<0.0050	<0.0050	<0.0050	<0.0050	<0.0050	<0.0050	<0.0050	<0.0050	<0.0050	<0.010	<0.0050	<0.0050	<0.0050	<0.0050	<0.0050	<0.0050	<0.0050	<0.0050	<0.0050	<0.0050	<0.0050	<0.0050	<0.0050	<0.0050
C00312	---	6/4/2015	<0.050	<0.0050	<0.0020	<0.0050	<0.0050	<0.0050	<0.0050	<0.0050	<0.050	<0.020	<0.0050	<0.0050	<0.0050	<0.0050	<0.0050	<0.0050	<0.0050	<0.0050	<0.0050	<0.0050	<0.0050	<0.010	<0.0050	<0.0050	<0.0050	<0.0050	<0.0050	<0.0050	<0.0050	<0.0050	<0.0050	<0.0050	<0.0050	<0.0050	<0.0050	<0.0050
C00313	---	6/4/2015	<0.050	<0.0050	<0.0020	<0.0050	<0.0050	<0.0050	<0.0050	<0.0050	<0.050	<0.020	<0.0050	<0.0050	<0.0050	<0.0050	<0.0050	<0.0050	<0.0050	<0.0050	<0.0050	<0.0050	<0.0050	<0.010	<0.0050	<0.0050	<0.0050	<0.0050	<0.0050	<0.0050	<0.0050	<0.0050	<0.0050	<0.0050	<0.0050	<0.0050	<0.0050	<0.0050
C00040	---	4/30/2015	<0.050	<0.0050	<0.0020	<0.0050	<0.0050	<0.0050	<0.0050	<0.0050	<0.050	<0.020	<0.0050	<0.0050	<0.0050	<0.0050	<0.0050	<0.0050	<0.0050	<0.0050	<0.0050	<0.0050	<0.0050	<0.010	<0.0050	<0.0050	<0.0050	<0.0050	<0.0050	<0.0050	<0.0050	<0.0050	<0.0050	<0.0050	<0.0050	<0.0050	<0.0050	<0.0050
C00041	---	4/30/2015	<0.050	<0.0050	<0.0020	<0.0050	<0.0050	<0.0050	<0.0050	<0.0050	<0.050	<0.020	<0.0050	<0.0050	<0.0050	<0.0050	<0.0050	<0.0050	<0.0050	<0.0050	<0.0050	<0.0050	<0.0050	<0.010	<0.0050	<0.0050	<0.0050	<0.0050	<0.0050	<0.0050	<0.0050	<0.0050	<0.0050	<0.0050	<0.0050	<0.0050	<0.0050	<0.0050
C00042	---	4/30/2015	<0.050	<0.0050	<0.0020	<0.0050	<0.0050	<0.0050	<0.0050	<0.0050	<0.050	<0.020	<0.0050	<0.0050	<0.0050	<0.0050	<0.0050	<0.0050	<0.0050	<0.0050	<0.0050	<0.0050	<0.0050	<0.010	<0.0050	<0.0050	<0.0050	<0.0050	<0.0050	<0.0050	<0.0050	<0.0050	<0.0050	<0.0050	<0.0050	<0.0050	<0.0050	<0.0050
C00043	---	4/30/2015	<0.050	<0.0050	<0.0020	<0.0050	<0.0050	<0.0050	<0.0050	<0.0050	<0.050	<0.020	<0.0050	<0.0050	<0.0050	<0.0050	<0.0050	<0.0050	<0.0050	<0.0050	<0.0050	<0.0050	<0.0050	<0.010	<0.0050	<0.0050	<0.0050	<0.0050	<0.0050	<0.0050	<0.0050	<0.0050	<0.0050	<0.0050	<0.0050	<0.0050	<0.0050	<0.0050
C00044	---	4/30/2015	<0.050	<0.0050	<0.0020	<0.0050	<0.0050	<0.0050	<0.0050	<0.0050	<0.050	<0.020	<0.0050	<0.0050	<0.0050	<0.0050	<0.0050	<0.0050	<0.0050	<0.0050	<0.0050	<0.0050	<0.0050	<0.010	<0.0050	<0.0050	<0.0050	<0.0050	<0.0050	<0.0050	<0.0050	<0.0050	<0.0050	<0.0050	<0.0050	<0.0050	<0.0050	<0.0050
C00045	---	4/30/2015	<0.050	<0.0050	<0.0020	<0.0050	<0.0050	<0.0050	<0.0050	<0.0050	<0.050	<0.020	<0.0050	<0.0050	<0.0050	<0.0050	<0.0050	<0.0050	<0.0050	<0.0050	<0.0050	<0.0050	<0.0050	<0.010	<0.0050	<0.0050	<0.0050	<0.0050	<0.0050	<0.0050	<0.0050	<0.0050	<0.0050	<0.0050	<0.0050	<0.0050	<0.0050	<0.0050
C00046	---	4/30/2015	<0.050	<0.0050	<0.0020	<0.0050	<0.0050	<0.0050	<0.0050	<0.0050	<0.050	<0.020	<0.0050	<0.0050	<0.0050	<0.0050	<0.0050	<0.0050	<0.0050	<0.0050	<0.0050	<0.0050	<0.0050	<0.010	<0.0050	<0.0050	<0.0050	<0.0050	<0.0050	<0.0050	<0.0050	<0.0050	<0.0050	<0.0050	<0.0050	<0.0050	<0.0050	<0.0050
C00047	---	4/30/2015	<0.050	<0.0050	<0.0020	<0.0050	<0.0050	<0.0050	<0.0050	<0.0050	<0.050	<0.020	<0.0050	<0.0050	<0.0050	<0.0050	<0.0050	<0.0050	<0.0050	<0.0050	<0.0050	<0.0050	<0.0050	<0.010	<0.0050	<0.0050	<0.0050	<0.0050	<0.0050	<0.0050	<0.0050	<0.0050	<0.0050	<0.0050	<0.0050	<0.0050	<0.0050	<0.0050
C00048	---	4/30/2015	<0.050	<0.0050	<0.0020	<0.0050	<0.0050	<0.0050	<0.0050	<0.0050	<0.050	<0.020	<0.0050	<0.0050	<0.0050	<0.0050	<0.0050	<0.0050	<0.0050	<0.0050	<0.0050	<0.0050	<0.0050	<0.010	<0.0050	<0.0050	<0.0050	<0.0050	<0.0050	<0.0050	<0.0050	<0.0050	<0.0050	<0.0050	<0.0050	<0.0050	<0.0050	<0.0050
C00049	---	4/30/2015	<0.050	<0.0050	<0.0020	<0.0050	<0.0050	<0.0050	<0.0050	<0.0050	<0.050	<0.020	<0.0050	<0.0050	<0.0050	<0.0050	<0.0050	<0.0050	<0.0050	<0.0050	<0.0050	<0.0050	<0.0050	<0.010	<0.0050	<0.0050	<0.0050	<0.0050	<0.0050	<0.0050	<0.0050	<0.0050	<0.0050	<0.0050	<0.0050	<0.0050	<0.0050	<0.0050
C00050	---	4/30/2015	<0.050	<0.0050	<0.0020	<0.0050	<0.0050	<0.0050	<0.0050	<0.0050	<0.050	<0.020	<0.0050	<0.0050	<0.0050	<0.0050	<0.0050	<0.0050	<0.0050	<0.0050	<0.0050	<0.0050	<0.0050	<0.010	<0.0050	<0.0050	<0.0050	<0.0050	<0.0050	<0.0050	<0.0050	<0.0050	<0.0050	<0.0050	<0.0050	<0.0050	<0.0050	<0.0050
C00051	---	4/30/2015	<0.050	<0.0050	<0.0020	<0.0050	<0.0050	<0.0050	<0.0050	<0.0050	<0.050	<0.020	<0.0050	<0.0050	<0.0050	<0.0050	<0.0050	<0.0050	<0.0050	<0.0050	<0.0050	<0.0050	<0.0050	<0.010	<0.0050	<0.0050	<0.0050	<0.0050	<0.0050	<0.0050	<0.0050	<0.0050	<0.0050	<0.0050	<0.0050	<0.0050	<0.0050	<0.0050
C00052	---	4/30/2015	<0.050	<0.0050	<0.0020	<0.0050	<0.0050	<0.0050	<0.0050	<0.0050	<0.050	<0.020	<0.0050	<0.0050	<0.0050	<0.0050	<0.0050	<0.0050	<0.0050	<0.0050	<0.0050	<0.0050	<0.0050	<0.010	<0.0050	<0.0050	<0.0050	<0.0050	<0.0050	<0.0050	<0.0050	<0.0050	<0.0050	<0.0050	<0.0050	<0.0050	<0.0050	<0.0050
C00053	---	4/30/2015	<0.050	<0.0050	<0.0020	<0.0050	<0.0050	<0.0050	<0.0050	<0.0050	<0.050	<0.020	<0.0050	<0.0050	<0.0050	<0.0050	<0.0050	<0.0050	<0.0050	<0.0050	<0.0050	<0.0050	<0.0050	<0.010	<0.0050	<0.0050	<0.0050	<0.0050	<0.0050	<0.0050	<0.0050	<0.0050	<0.0050	<0.0050	<0.0050	<0.0050	<0.0050	<0.0050
C00054	---	4/30/2015	<0.050	<0.0050	<0.0020	<0.0050	<0.0050	<0.0050	<0.0050	<0.0050	<0.050	<0.020	<0.0050	<0.0050	<0.0050	<0.0050	<0.0050	<0.0050	<0.0050	<0.0050	<0.0050	<0.0050	<0.0050	<0.010	<0.0050	<0.0050	<0.0050	<0.0050	<0.0050	<0.0050	<0.0050	<0.0050	<0.0050	<0.0050	<0.0050	<0.0050	<0.0050	<0.0050
C00055	---	4/30/2015	<0.050	<0.0050	<0.0020	<0.0050	<0.0050	<0.0050	<0.0050	<0.0050	<0.050	<0.020	<0.0050	<0.0050	<0.0050	<0.0050	<0.0050	<0.0050	<0.0050	<0.0050	<0.0050	<0.0050	<0.0050	<0.010	<0.0050	<0.0050	<0.0050	<0.0050	<0.0050	<0.0050	<0.0050	<0.0050	<0.0050	<0.0050	<0.0050	<0.0050	<0.0050	<0.0050
C00056	---	4/30/2015	<0.050	<0.0050	<0.0020	<0.0050	<0.0050	<0.0050	<0.0050	<0.0050	<0.050	<0.020	<0.0050	<0.0050	<0.0050	<0.0050	<0.0050	<0.0050	<0.0050	<0.0050	<0.0050	<0.0050	<0.0050	<0.010	<0.0050	<0.0050	<0.0050	<0.0050	<0.0050	<0.0050	<0.0050	<0.0050	<0.0050	<0.0050	<0.0050	<0.0050	<0.0050	<0.0050
C00057	---	4/30/2015	<0.050	<0.0050	<0.0020	<0.0050	<0.0050	<0.0050	<0.0050	<0.0050	<0.050	<0.020	<0.0050	<0.0050	<0.0050	<0.0050	<0.0050	<0.0050	<0.0050	<0.0050	<0.0050	<0.0050	<0.0050	<0.010	<0.0050	<0.0050	<0.0050	<0.0050	<0.0050	<0.0050	<0.0050	<0.0050	<0.0050	<0.0050	<0.0050	<0.0050	<0.0050	<0.0050
C00058	---	4/30/2015	<0.050	<0.0050	<0.0020	<0.0050	<0.0050	<0.0050	<0.0050	<0.0050	<0.050	<0.020	<0.0050	<0.0050	<0.0050	<0.0050	<0.0050	<0.0050	<0.0050	<0.0050	<0.0050	<0.0050	<0.0050	<0.010	<0.0050	<0.0050	<0.0050	<0.0050	<0.0050	<0.0050	<0.0050	<0.0050	<0.0050	<0.0050	<0.0050	<0.0050	<0.0050	<0.0050
C00059	---	4/30/2015	<0.050	<0.0050	<0.0020	<0.0050	<0.0050	<0.0050	<0.0050	<0.0050	<0.050	<0.020	<0.0050	<0.0050	<0.0050	<0.0050	<0.0050	<0.0050	<0.0050	<0.0050	<0.0050	<0.0050	<0.0050	<0.010	<0.0050	<0.0050	<0.0050	<0.0050	<0.0050	<0.0050	<0.0050	<0.0050	<0.0050	<0.0050	<0.0050	<0.0050	<0.0050	<0.0050
C00060	---	4/30/2015	<0.050	<0.0050	<0.0020	<0.0050	<0.0050	<0.0050	<0.0050	<0.0050	<0.050	<0.020	<0.0050	<0.0050	<0.0050	<0.0050	<0.0050	<0.0050	<0.0050	<0.0050	<0.0050	<0.0050	<0.0050	<0.010	<0.0050	<0.0050	<0.0050	<0.0050	<0.0050	<0.0050	<0.0050	<0.0050	<0.0050	<0.0050	<0.0050	<0.0050	<0.0050	<0.0050
C00061	---	4/30/2015	<0.050	<0.0050	<0.0020	<0.0050	<0.0050	<0.0050	<0.0050	<0.0050	<0.050	<0.020	<0.0050	<0.0050	<0.0050	<0.0050	<0.0050	<0.0050	<0.0050	<0.0050	<0.0050	<0.0050	<0.0050	<0.010	<0.0050	<0.0050	<0.0050	<0.0050	<0.0050	<0.0050	<0.0050	<0.0050	<0.0050	<0.0050	<0.0050	<0.0050	<0.0050	<0.0050
C00062	---	4/30/2015	<0.050	<0.0050	<0.0020	<0.0050	<0.0050	<0.0050	<0.0050	<0.0050	<0.050	<0.020	<0.0050	<0.0050	<0.0050	<0.0050	<0.0050	<0.0050	<0.0050	<0.0050	<0.0050	<0.0050	<0.0050	<0.010	<0.0050	<0.0050	<0.0050	<0.0050	<0.0050	<0.0050	<0.0050	<0.0050	<0.0050	<0.0050	<0.0050	<0.0050	<0.0050	<0.0050
C00063	---	4/30/2015	<0.050	<0.0050	<0.0020	<0.0050	<0.0050	<0.0050	<0.0050	<0.0050	<0.050	<0.020	<0.0050	<0.0050	<0.0050	<0.0050	<0.0050	<0.0050	<0.0050	<0.0050	<0.0050	<0.0050	<0.0050	<0.010	<0.0050	<0.0050	<0.0050	<0.0050	<0.0050	<0.0050	<0.0050	<0.0050	<0.0050	<0.0050	<0.0050	<0.0050	<0.0050	<0.0050
C00064	---	4/30/2015	<0.050	<0.0050	<0.0020	<0.0050	<0.0050	<0.0050	<0.0050	<0.0050	<0.050	<0.020	<0.0050	<0.0050	<0.0050	<0.0050	<0.0050	<0.0050	<0.0050	<0.0050	<0.0050	<0.0050	<0.0050	<0.010	<0.0050	<0.0050	<0.0050	<0.0050	<0.0050	<0.0050	<0.0050	<0.0050	<0.0050	<0.0050	<0.0050	<0.0050	<0.0050	<0.0050
C00065	---	4/30/2015	<0.050	<0.0050	<0.0020	<0.0050	<0.0050	<0.0050	<0.0050	<0.0050	<0.050	<0.020	<0.0050	<0.0050	<0.0050	<0.0050	<0.0050	<0.0050	<0.0050	<0.0050	<0.0050	<0.0050	<0.0050	<0.010	<0.0050	<0.0050	<0.0050	<0.0050	<0.0050	<0.0050	<0.0050	<0.0050	<0.0050	<0.0050	<0.0050	<0.0050	<0.0050	<0.0050
CS-10-40A-JD *	---	7/1/2015	**0.054**	<0.0050	<0.010	<0.0050	<0.0050	<0.0050	<0.0050	<0.0050	<0.050	<0.020	<0.0050	<0.0050	<0.0050	<0.0050	<0.0050	<0.0050	<0.0050	<0.0050	<0.0050	<0.0050	<0.0050	<0.010	<0.0050	<0.0050	<0.0050	<0.0050	<0.0050	<0.0050	<0.0050	<0.0050	<0.0050	<0.0050	<0.0050	<0.0050	<0.0050	<0.0050
CS-10-42A-L *	Lower	7/1/2015	<0.050	<0.0050	<0.010	<0.0050	<0.0050	<0.0050	<0.0050	<0.0050	<0.050	<0.020	<0.0050	<0.0050	<0.0050	<0.0050	<0.0050	<0.0050	<0.0050	<0.0050	<0.0050	<0.0050	<0.0050	<0.010	<0.0050	<0.0050	<0.0050	<0.0050	<0.0050	<0.0050	<0.0050	<0.0050	<0.0050	<0.0050	<0.0050	<0.0050	<0.0050	<0.0050
CS-10-42A-M *	Middle	7/1/2015	<0.050	<0.0050	<0.010	<0.0050	<0.0050	<0.0050	<0.0050	<0.0050	<0.050	<0.020	<0.0050	<0.0050	<0.0050	<0.0050	<0.0050	<0.0050	<0.0050	<0.0050	<0.0050	<0.0050	<0.0050	<0.010	<0.0050	<0.0050	<0.0050	<0.0050	<0.0050	<0.0050	<0.0050	<0.0050	<0.0050	<0.0050	<0.0050	<0.0050	<0.0050	<0.0050
CS-10-46A-L *	Lower	7/1/2015	<0.050	<0.0050	<0.010	<0.0050	<0.0050	<0.0050	<0.0050	<0.0050	<0.050	<0.020	<0.0050	<0.0050	<0.0050	<0.0050	<0.0050	<0.0050	<0.0050	<0.0050	<0.0050	<0.0050	<0.0050	<0.010	<0.0050	<0.0050	<0.0050	<0.0050	<0.0050	<0.0050	<0.0050	<0.0050	<0.0050	<0.0050	<0.0050	<0.0050	<0.0050	<0.0050
CS-10-46A-M *	Middle	7/1/2015	**0.077**	<0.0050	<0.010	<0.0050	<0.0050	<0.0050	<0.0050	<0.0050	<0.050	<0.020	<0.0050	<0.0050	<0.0050	<0.0050	<0.0050	<0.0050	<0.0050	<0.0050	<0.0050	<0.0050	<0.0050	<0.010	<0.0050	<0.0050	<0.0050	<0.0050	<0.0050	<0.0050	<0.0050	<0.0050	<0.0050	<0.0050	<0.0050	<0.0050	<0.0050	<0.0050
CS-10-48A-JD *	---	7/1/2015	**0.070**	<0.0050	<0.010	<0.0050	<0.0050	<0.0050	<0.0050	<0.0050	<0.050	<0.020	<0.0050	<0.0050	<0.0050	<0.0050	<0.0050	<0.0050	<0.0050	<0.0050	<0.0050	<0.0050	<0.0050	<0.010	<0.0050	<0.0050	<0.0050	<0.0050	<0.0050	<0.0050	<0.0050	<0.0050	<0.0050	<0.0050	<0.0050	<0.0050	<0.0050	<0.0050
CS-10-54A-JD *	---	7/1/2015	<0.050	<0.0050	<0.010	<0.0050	<0.0050	<0.0050	<0.0050	<0.0050	<0.050	<0.020	<0.0050	<0.0050	<0.0050	<0.0050	<0.0050	<0.0050	<0.0050	<0.0050	<0.0050	<0.0050	<0.0050	<0.010	<0.0050	<0.0050	<0.0050	<0.0050	<0.0050	<0.0050	<0.0050	<0.0050	<0.0050	<0.0050	<0.0050	<0.0050	<0.0050	<0.0050
CS-10-61A-JD *	---	7/1/2015	**0.068**	<0.0050	<0.010	<0.0050	<0.0050	<0.0050	<0.0050	<0.0050	<0.050	<0.020	<0.0050	<0.0050	<0.0050	<0.0050	<0.0050	<0.0050	<0.0050	<0.0050	<0.0050	<0.0050	<0.0050	<0.010	<0.0050	<0.0050	<0.0050	<0.0050	<0.0050	<0.0050	<0.0050	<0.0050	<0.0050	<0.0050	<0.0050	<0.0050	<0.0050	<0.0050
CS-10-65-JD *	---	7/1/2015	<0.050	<0.0050	<0.010	<0.0050	<0.0050	<0.0050	<0.0050	<0.0050	<0.050	<0.020	<0.0050	<0.0050	<0.0050	<0.0050	<0.0050	<0.0050	<0.0050	<0.0050	<0.0050	<0.0050	<0.0050	<0.010	<0.0050	<0.0050	<0.0050	<0.0050	<0.0050	<0.0050	<0.0050	<0.0050	<0.0050	<0.0050	<0.0050	<0.0050	<0.0050	<0.0050
C00090	---	5/28/2015	<0.050	<0.0050	<0.0020	<0.0050	<0.0050	<0.0050	<0.0050	<0.0050	<0.050	<0.020	<0.0050	<0.0050	<0.0050	<0.0050	<0.0050	<0.0050	<0.0050	<0.0050	<0.0050	<0.0050	<0.0050	<0.010	<0.0050	<0.0050	<0.0050	<0.0050	<0.0050	<0.0050	<0.0050	<0.0050	<0.0050	<0.0050	<0.0050	<0.0050	<0.0050	<0.0050
C00091	---	5/28/2015	<0.050	<0.0050	<0.0020	<0.0050	<0.0050	<0.0050	<0.0050	<0.0050	<0.050	<0.020	<0.0050	<0.0050	<0.0050	<0.0050	<0.0050	<0.0050	<0.0050	<0.0050	<0.0050	<0.0050	<0.0050	<0.010	<0.0050	<0.0050	<0.0050	<0.0050	<0.0050	<0.0050	<0.0050	<0.0050	<0.0050	<0.0050	<0.0050	<0.0050	<0.0050	<0.0050
C00092	---	5/28/2015	<0.050	<0.0050	<0.0020	<0.0050	<0.0050	<0.0050	<0.0050	<0.0050	<0.050	<0.020	<0.0050	<0.0050	<0.0050	<0.0050	<0.0050	<0.0050	<0.0050	<0.0050	<0.0050	<0.0050	<0.0050	<0.010	<0.0050	<0.0050	<0.0050	<0.0050	<0.0050	<0.0050	<0.0050	<0.0050	<0.0050	<0.0050	<0.0050	<0.0050	<0.0050	<0.0050
C00093	---	5/28/2015	<0.050	<0.0050	<0.0020	<0.0050	<0.0050	<0.0050	<0.0050	<0.0050	<0.050	<0.020	<0.0050	<0.0050	<0.0050	<0.0050	<0.0050	<0.0050	<0.0050	<0.0050	<0.0050	<0.0050	<0.0050	<0.010	<0.0050	<0.0050	<0.0050	<0.0050	<0.0050	<0.0050	<0.0050	<0.0050	<0.0050	<0.0050	<0.0050	<0.0050	<0.0050	<0.0050
C00094	---	5/28/2015	<0.050	<0.0050	<0.0020	<0.0050	<0.0050	<0.0050	<0.0050	<0.0050	<0.050	<0.020	<0.0050	<0.0050	<0.0050	<0.0050	<0.0050	<0.0050	<0.0050	<0.0050	<0.0050	<0.0050	<0.0050	<0.010	<0.0050	<0.0050	<0.0050	<0.0050	<0.0050	<0.0050	<0.0050	<0.0050	<0.0050	<0.0050	<0.0050	<0.0050	<0.0050	<0.0050
C00095	---	5/28/2015	<0.050	<0.0050	<0.0020	<0.0050	<0.0050	<0.0050	<0.0050	<0.0050	<0.050	<0.020	<0.0050	<0.0050	<0.0050	<0.0050	<0.0050	<0.0050	<0.0050	<0.0050

TABLE A-2
ANALYTICAL RESULTS FOR VOCs IN SOIL (0 TO 10 FEET BGS)
Defense Fuel Support Point Norwalk
15306 Norwalk Boulevard, Norwalk, California

Sample ID	Sample Depth	Date Sampled	2,2-Dichloropropane (mg/kg)	1,1-Dichloropropylene (mg/kg)	trans-1,3-Dichloropropylene (mg/kg)	cis-1,3-Dichloropropylene (mg/kg)	Diisopropyl ether (DIPE) (mg/kg)	Ethylbenzene (mg/kg)	Ethyl-tert-Butyl Ether (ETBE) (mg/kg)	Hexachlorobutadiene (mg/kg)	2-Hexanone (MBK) (mg/kg)	Isopropylbenzene (mg/kg)	4-Isopropyltoluene (mg/kg)	4-Methyl-2-pentanone (MIBK) (mg/kg)	Methylene Chloride (mg/kg)	Methyl-tert-Butyl Ether (MTBE) (mg/kg)	Naphthalene (mg/kg)	n-Propylbenzene (mg/kg)	Styrene (mg/kg)	1,1,1,2-Tetrachloroethane (mg/kg)	1,1,2,2-Tetrachloroethane (mg/kg)	Tetrachloroethylene (PCE) (mg/kg)	Toluene (mg/kg)	1,1,2-Trichloro-1,2,2-trifluoroethane (R113) (mg/kg)	1,2,3-Trichlorobenzene (mg/kg)	1,2,4-Trichlorobenzene (mg/kg)	1,1,1-Trichloroethane (mg/kg)	1,1,2-Trichloroethane (mg/kg)	Trichloroethylene (TCE) (mg/kg)	Trichlorofluoromethane (R11) (mg/kg)	1,2,3-Trichloropropane (mg/kg)	1,2,4-Trimethylbenzene (mg/kg)	1,3,5-Trimethylbenzene (mg/kg)	Vinyl chloride (mg/kg)	o-Xylene (mg/kg)	m,p-Xylenes (mg/kg)	Gasoline Range Organics (GRO) (mg/kg)
RWQCB Site-Specific Soil Cleanup Goal (0.5 ft below ground surface)			**0.005**	**0.005**	**0.005**	**0.005**	**0.424**	**1.44**	**0.005**	**0.01**	**0.05**	**4.78**	**0.005**	**0.05**	**0.05**	**0.005**	**0.231**	**1.87**	**0.399**	**0.005**	**0.005**	**0.005**	**0.444**	**0.005**	**0.005**	**0.005**	**0.005**	**0.005**	**0.005**	**0.005**	**0.005**	**1.8**	**1.77**	**0.005**	**---**	**---**	**500**
RWQCB Site-Specific Soil Cleanup Goal (5 ft below ground surface)			**0.005**	**0.005**	**0.005**	**0.005**	**0.212**	**1.07**	**0.005**	**0.01**	**0.05**	**0.303**	**0.005**	**0.05**	**0.05**	**0.005**	**0.012**	**0.114**	**0.03**	**0.005**	**0.005**	**0.005**	**0.356**	**0.005**	**0.005**	**0.005**	**0.005**	**0.005**	**0.005**	**0.005**	**0.005**	**0.12**	**0.118**	**0.005**	**---**	**---**	**100**
C00300	---	6/4/2015	<0.0050	<0.0050	<0.0050	<0.0050	<0.0050	<0.0020	<0.0050	<0.010	<0.050	<0.0050	<0.0050	<0.050	<0.050	<0.0050	<0.010	<0.0050	<0.0050	<0.0050	<0.0050	<0.0050	<0.0020	<0.0050	<0.0050	<0.0050	<0.0050	<0.0050	<0.0050	<0.0050	<0.0050	<0.0050	<0.0050	<0.0050	<0.0020	<0.0020	<0.50
C00301	---	6/4/2015	<0.0050	<0.0050	<0.0050	<0.0050	<0.0050	<0.0020	<0.0050	<0.010	<0.050	<0.0050	<0.0050	<0.050	<0.050	<0.0050	<0.010	<0.0050	<0.0050	<0.0050	<0.0050	<0.0050	<0.0020	<0.0050	<0.0050	<0.0050	<0.0050	<0.0050	<0.0050	<0.0050	<0.0050	<0.0050	<0.0050	<0.0050	<0.0020	<0.0020	<0.50
C00302	---	6/4/2015	<0.0050	<0.0050	<0.0050	<0.0050	<0.0050	<0.0020	<0.0050	<0.010	<0.050	<0.0050	<0.0050	<0.050	<0.050	<0.0050	<0.010	<0.0050	<0.0050	<0.0050	<0.0050	<0.0050	<0.0020	<0.0050	<0.0050	<0.0050	<0.0050	<0.0050	<0.0050	<0.0050	<0.0050	<0.0050	<0.0050	<0.0050	<0.0020	<0.0020	<0.50
C00303	---	6/4/2015	<0.0050	<0.0050	<0.0050	<0.0050	<0.0050	<0.0020	<0.0050	<0.010	<0.050	<0.0050	<0.0050	<0.050	<0.050	<0.0050	<0.010	<0.0050	<0.0050	<0.0050	<0.0050	<0.0050	<0.0020	<0.0050	<0.0050	<0.0050	<0.0050	<0.0050	<0.0050	<0.0050	<0.0050	<0.0050	<0.0050	<0.0050	<0.0020	<0.0020	<0.50
C00304	---	6/4/2015	<0.0050	<0.0050	<0.0050	<0.0050	<0.0050	<0.0020	<0.0050	<0.010	<0.050	<0.0050	<0.0050	<0.050	<0.050	<0.0050	<0.010	<0.0050	<0.0050	<0.0050	<0.0050	<0.0050	<0.0020	<0.0050	<0.0050	<0.0050	<0.0050	<0.0050	<0.0050	<0.0050	<0.0050	<0.0050	<0.0050	<0.0050	<0.0020	<0.0020	<0.50
C00305	---	6/4/2015	<0.0050	<0.0050	<0.0050	<0.0050	<0.0050	<0.0020	<0.0050	<0.010	<0.050	<0.0050	<0.0050	<0.050	<0.050	<0.0050	<0.010	<0.0050	<0.0050	<0.0050	<0.0050	<0.0050	<0.0020	<0.0050	<0.0050	<0.0050	<0.0050	<0.0050	<0.0050	<0.0050	<0.0050	<0.0050	<0.0050	<0.0050	<0.0020	<0.0020	<0.50
C00306	---	6/4/2015	<0.0050	<0.0050	<0.0050	<0.0050	<0.0050	<0.0020	<0.0050	<0.010	<0.050	<0.0050	<0.0050	<0.050	<0.050	<0.0050	<0.010	<0.0050	<0.0050	<0.0050	<0.0050	<0.0050	<0.0020	<0.0050	<0.0050	<0.0050	<0.0050	<0.0050	<0.0050	<0.0050	<0.0050	<0.0050	<0.0050	<0.0050	<0.0020	<0.0020	<0.50
C00307	---	6/4/2015	<0.0050	<0.0050	<0.0050	<0.0050	<0.0050	<0.0020	<0.0050	<0.010	<0.050	<0.0050	<0.0050	<0.050	<0.050	<0.0050	<0.010	<0.0050	<0.0050	<0.0050	<0.0050	<0.0050	<0.0020	<0.0050	<0.0050	<0.0050	<0.0050	<0.0050	<0.0050	<0.0050	<0.0050	<0.0050	<0.0050	<0.0050	<0.0020	<0.0020	<0.50
C00308	---	6/4/2015	<0.0050	<0.0050	<0.0050	<0.0050	<0.0050	<0.0020	<0.0050	<0.010	<0.050	<0.0050	<0.0050	<0.050	<0.050	<0.0050	<0.010	<0.0050	<0.0050	<0.0050	<0.0050	<0.0050	<0.0020	<0.0050	<0.0050	<0.0050	<0.0050	<0.0050	<0.0050	<0.0050	<0.0050	<0.0050	<0.0050	<0.0050	<0.0020	<0.0020	<0.50
C00309	---	6/4/2015	<0.0050	<0.0050	<0.0050	<0.0050	<0.0050	<0.0020	<0.0050	<0.010	<0.050	<0.0050	<0.0050	<0.050	<0.050	<0.0050	<0.010	<0.0050	<0.0050	<0.0050	<0.0050	<0.0050	<0.0020	<0.0050	<0.0050	<0.0050	<0.0050	<0.0050	<0.0050	<0.0050	<0.0050	<0.0050	<0.0050	<0.0050	<0.0020	<0.0020	<0.50
C00310	---	6/4/2015	<0.0050	<0.0050	<0.0050	<0.0050	<0.0050	<0.0020	<0.0050	<0.010	<0.050	<0.0050	<0.0050	<0.050	<0.050	<0.0050	<0.010	<0.0050	<0.0050	<0.0050	<0.0050	<0.0050	<0.0020	<0.0050	<0.0050	<0.0050	<0.0050	<0.0050	<0.0050	<0.0050	<0.0050	<0.0050	<0.0050	<0.0050	<0.0020	<0.0020	<0.50
C00311	---	6/4/2015	<0.0050	<0.0050	<0.0050	<0.0050	<0.0050	<0.0020	<0.0050	<0.010	<0.050	<0.0050	<0.0050	<0.050	<0.050	<0.0050	<0.010	<0.0050	<0.0050	<0.0050	<0.0050	<0.0050	<0.0020	<0.0050	<0.0050	<0.0050	<0.0050	<0.0050	<0.0050	<0.0050	<0.0050	<0.0050	<0.0050	<0.0050	<0.0020	<0.0020	<0.50
C00312	---	6/4/2015	<0.0050	<0.0050	<0.0050	<0.0050	<0.0050	<0.0020	<0.0050	<0.010	<0.050	<0.0050	<0.0050	<0.050	<0.050	<0.0050	<0.010	<0.0050	<0.0050	<0.0050	<0.0050	<0.0050	<0.0020	<0.0050	<0.0050	<0.0050	<0.0050	<0.0050	<0.0050	<0.0050	<0.0050	<0.0050	<0.0050	<0.0050	<0.0020	<0.0020	<0.50
C00313	---	6/4/2015	<0.0050	<0.0050	<0.0050	<0.0050	<0.0050	<0.0020	<0.0050	<0.010	<0.050	<0.0050	<0.0050	<0.050	<0.050	<0.0050	<0.010	<0.0050	<0.0050	<0.0050	<0.0050	<0.0050	<0.0020	<0.0050	<0.0050	<0.0050	<0.0050	<0.0050	<0.0050	<0.0050	<0.0050	<0.0050	<0.0050	<0.0050	<0.0020	<0.0020	<0.50
C00040	---	4/30/2015	<0.0050	<0.0050	<0.0050	<0.0050	<0.0050	<0.0020	<0.0050	<0.010	<0.050	<0.0050	<0.0050	<0.050	<0.050	<0.0050	<0.010	<0.0050	<0.0050	<0.0050	<0.0050	<0.0050	<0.0020	<0.0050	<0.0050	<0.0050	<0.0050	<0.0050	<0.0050	<0.0050	<0.0050	<0.0050	<0.0050	<0.0050	<0.0020	<0.0020	<0.50
C00041	---	4/30/2015	<0.0050	<0.0050	<0.0050	<0.0050	<0.0050	<0.0020	<0.0050	<0.010	<0.050	<0.0050	<0.0050	<0.050	<0.050	<0.0050	<0.010	<0.0050	<0.0050	<0.0050	<0.0050	<0.0050	<0.0020	<0.0050	<0.0050	<0.0050	<0.0050	<0.0050	<0.0050	<0.0050	<0.0050	<0.0050	<0.0050	<0.0050	<0.0020	<0.0020	<0.50
C00042	---	4/30/2015	<0.0050	<0.0050	<0.0050	<0.0050	<0.0050	<0.0020	<0.0050	<0.010	<0.050	<0.0050	<0.0050	<0.050	<0.050	<0.0050	<0.010	<0.0050	<0.0050	<0.0050	<0.0050	<0.0050	<0.0020	<0.0050	<0.0050	<0.0050	<0.0050	<0.0050	<0.0050	<0.0050	<0.0050	<0.0050	<0.0050	<0.0050	<0.0020	<0.0020	<0.50
C00043	---	4/30/2015	<0.0050	<0.0050	<0.0050	<0.0050	<0.0050	<0.0020	<0.0050	<0.010	<0.050	<0.0050	<0.0050	<0.050	<0.050	<0.0050	<0.010	<0.0050	<0.0050	<0.0050	<0.0050	<0.0050	<0.0020	<0.0050	<0.0050	<0.0050	<0.0050	<0.0050	<0.0050	<0.0050	<0.0050	<0.0050	<0.0050	<0.0050	<0.0020	<0.0020	<0.50
C00044	---	4/30/2015	<0.0050	<0.0050	<0.0050	<0.0050	<0.0050	<0.0020	<0.0050	<0.010	<0.050	<0.0050	<0.0050	<0.050	<0.050	<0.0050	<0.010	<0.0050	<0.0050	<0.0050	<0.0050	<0.0050	<0.0020	<0.0050	<0.0050	<0.0050	<0.0050	<0.0050	<0.0050	<0.0050	<0.0050	<0.0050	<0.0050	<0.0050	<0.0020	<0.0020	<0.50
C00045	---	4/30/2015	<0.0050	<0.0050	<0.0050	<0.0050	<0.0050	<0.0020	<0.0050	<0.010	<0.050	<0.0050	<0.0050	<0.050	<0.050	<0.0050	<0.010	<0.0050	<0.0050	<0.0050	<0.0050	<0.0050	<0.0020	<0.0050	<0.0050	<0.0050	<0.0050	<0.0050	<0.0050	<0.0050	<0.0050	<0.0050	<0.0050	<0.0050	<0.0020	<0.0020	<0.50
C00046	---	4/30/2015	<0.0050	<0.0050	<0.0050	<0.0050	<0.0050	<0.0020	<0.0050	<0.010	<0.050	<0.0050	<0.0050	<0.050	<0.050	<0.0050	<0.010	<0.0050	<0.0050	<0.0050	<0.0050	<0.0050	<0.0020	<0.0050	<0.0050	<0.0050	<0.0050	<0.0050	<0.0050	<0.0050	<0.0050	<0.0050	<0.0050	<0.0050	<0.0020	<0.0020	<0.50
C00047	---	4/30/2015	<0.0050	<0.0050	<0.0050	<0.0050	<0.0050	<0.0020	<0.0050	<0.010	<0.050	<0.0050	<0.0050	<0.050	<0.050	<0.0050	<0.010	<0.0050	<0.0050	<0.0050	<0.0050	<0.0050	<0.0020	<0.0050	<0.0050	<0.0050	<0.0050	<0.0050	<0.0050	<0.0050	<0.0050	<0.0050	<0.0050	<0.0050	<0.0020	<0.0020	<0.50
C00048	---	4/30/2015	<0.0050	<0.0050	<0.0050	<0.0050	<0.0050	<0.0020	<0.0050	<0.010	<0.050	<0.0050	<0.0050	<0.050	<0.050	<0.0050	<0.010	<0.0050	<0.0050	<0.0050	<0.0050	<0.0050	<0.0020	<0.0050	<0.0050	<0.0050	<0.0050	<0.0050	<0.0050	<0.0050	<0.0050	<0.0050	<0.0050	<0.0050	<0.0020	<0.0020	<0.50
C00049	---	4/30/2015	<0.0050	<0.0050	<0.0050	<0.0050	<0.0050	<0.0020	<0.0050	<0.010	<0.050	<0.0050	<0.0050	<0.050	<0.050	<0.0050	<0.010	<0.0050	<0.0050	<0.0050	<0.0050	<0.0050	<0.0020	<0.0050	<0.0050	<0.0050	<0.0050	<0.0050	<0.0050	<0.0050	<0.0050	<0.0050	<0.0050	<0.0050	<0.0020	<0.0020	<0.50
C00050	---	4/30/2015	<0.0050	<0.0050	<0.0050	<0.0050	<0.0050	<0.0020	<0.0050	<0.010	<0.050	<0.0050	<0.0050	<0.050	<0.050	<0.0050	<0.010	<0.0050	<0.0050	<0.0050	<0.0050	<0.0050	<0.0020	<0.0050	<0.0050	<0.0050	<0.0050	<0.0050	<0.0050	<0.0050	<0.0050	<0.0050	<0.0050	<0.0050	<0.0020	<0.0020	<0.50
C00051	---	4/30/2015	<0.0050	<0.0050	<0.0050	<0.0050	<0.0050	<0.0020	<0.0050	<0.010	<0.050	<0.0050	<0.0050	<0.050	<0.050	<0.0050	<0.010	<0.0050	<0.0050	<0.0050	<0.0050	<0.0050	<0.0020	<0.0050	<0.0050	<0.0050	<0.0050	<0.0050	<0.0050	<0.0050	<0.0050	<0.0050	<0.0050	<0.0050	<0.0020	<0.0020	<0.50
C00052	---	4/30/2015	<0.0050	<0.0050	<0.0050	<0.0050	<0.0050	<0.0020	<0.0050	<0.010	<0.050	<0.0050	<0.0050	<0.050	<0.050	<0.0050	<0.010	<0.0050	<0.0050	<0.0050	<0.0050	<0.0050	<0.0020	<0.0050	<0.0050	<0.0050	<0.0050	<0.0050	<0.0050	<0.0050	<0.0050	<0.0050	<0.0050	<0.0050	<0.0020	<0.0020	<0.50
C00053	---	4/30/2015	<0.0050	<0.0050	<0.0050	<0.0050	<0.0050	<0.0020	<0.0050	<0.010	<0.050	<0.0050	<0.0050	<0.050	<0.050	<0.0050	<0.010	<0.0050	<0.0050	<0.0050	<0.0050	<0.0050	<0.0020	<0.0050	<0.0050	<0.0050	<0.0050	<0.0050	<0.0050	<0.0050	<0.0050	<0.0050	<0.0050	<0.0050	<0.0020	<0.0020	<0.50
C00054	---	4/30/2015	<0.0050	<0.0050	<0.0050	<0.0050	<0.0050	<0.0020	<0.0050	<0.010	<0.050	<0.0050	<0.0050	<0.050	<0.050	<0.0050	<0.010	<0.0050	<0.0050	<0.0050	<0.0050	<0.0050	<0.0020	<0.0050	<0.0050	<0.0050	<0.0050	<0.0050	<0.0050	<0.0050	<0.0050	<0.0050	<0.0050	<0.0050	<0.0020	<0.0020	<0.50
C00055	---	4/30/2015	<0.0050	<0.0050	<0.0050	<0.0050	<0.0050	<0.0020	<0.0050	<0.010	<0.050	<0.0050	<0.0050	<0.050	<0.050	<0.0050	<0.010	<0.0050	<0.0050	<0.0050	<0.0050	<0.0050	<0.0020	<0.0050	<0.0050	<0.0050	<0.0050	<0.0050	<0.0050	<0.0050	<0.0050	<0.0050	<0.0050	<0.0050	<0.0020	<0.0020	<0.50
C00056	---	4/30/2015	<0.0050	<0.0050	<0.0050	<0.0050	<0.0050	<0.0020	<0.0050	<0.010	<0.050	<0.0050	<0.0050	<0.050	<0.050	<0.0050	<0.010	<0.0050	<0.0050	<0.0050	<0.0050	<0.0050	<0.0020	<0.0050	<0.0050	<0.0050	<0.0050	<0.0050	<0.0050	<0.0050	<0.0050	<0.0050	<0.0050	<0.0050	<0.0020	<0.0020	<0.50
C00057	---	4/30/2015	<0.0050	<0.0050	<0.0050	<0.0050	<0.0050	<0.0020	<0.0050	<0.010	<0.050	<0.0050	<0.0050	<0.050	<0.050	<0.0050	<0.010	<0.0050	<0.0050	<0.0050	<0.0050	<0.0050	<0.0020	<0.0050	<0.0050	<0.0050	<0.0050	<0.0050	<0.0050	<0.0050	<0.0050	<0.0050	<0.0050	<0.0050	<0.0020	<0.0020	<0.50
C00058	---	4/30/2015	<0.0050	<0.0050	<0.0050	<0.0050	<0.0050	<0.0020	<0.0050	<0.010	<0.050	<0.0050	<0.0050	<0.050	<0.050	<0.0050	<0.010	<0.0050	<0.0050	<0.0050	<0.0050	<0.0050	<0.0020	<0.0050	<0.0050	<0.0050	<0.0050	<0.0050	<0.0050	<0.0050	<0.0050	<0.0050	<0.0050	<0.0050	<0.0020	<0.0020	<0.50
C00059	---	4/30/2015	<0.0050	<0.0050	<0.0050	<0.0050	<0.0050	<0.0020	<0.0050	<0.010	<0.050	<0.0050	<0.0050	<0.050	<0.050	<0.0050	<0.010	<0.0050	<0.0050	<0.0050	<0.0050	<0.0050	<0.0020	<0.0050	<0.0050	<0.0050	<0.0050	<0.0050	<0.0050	<0.0050	<0.0050	<0.0050	<0.0050	<0.0050	<0.0020	<0.0020	<0.50
C00060	---	4/30/2015	<0.0050	<0.0050	<0.0050	<0.0050	<0.0050	<0.0020	<0.0050	<0.010	<0.050	<0.0050	<0.0050	<0.050	<0.050	<0.0050	<0.010	<0.0050	<0.0050	<0.0050	<0.0050	<0.0050	<0.0020	<0.0050	<0.0050	<0.0050	<0.0050	<0.0050	<0.0050	<0.0050	<0.0050	<0.0050	<0.0050	<0.0050	<0.0020	<0.0020	<0.50
C00061	---	4/30/2015	<0.0050	<0.0050	<0.0050	<0.0050	<0.0050	<0.0020	<0.0050	<0.010	<0.050	<0.0050	<0.0050	<0.050	<0.050	<0.0050	<0.010	<0.0050	<0.0050	<0.0050	<0.0050	<0.0050	<0.0020	<0.0050	<0.0050	<0.0050	<0.0050	<0.0050	<0.0050	<0.0050	<0.0050	<0.0050	<0.0050	<0.0050	<0.0020	<0.0020	<0.50
C00062	---	4/30/2015	<0.0050	<0.0050	<0.0050	<0.0050	<0.0050	<0.0020	<0.0050	<0.010	<0.050	<0.0050	<0.0050	<0.050	<0.050	<0.0050	<0.010	<0.0050	<0.0050	<0.0050	<0.0050	<0.0050	<0.0020	<0.0050	<0.0050	<0.0050	<0.0050	<0.0050	<0.0050	<0.0050	<0.0050	<0.0050	<0.0050	<0.0050	<0.0020	<0.0020	<0.50
C00063	---	4/30/2015	<0.0050	<0.0050	<0.0050	<0.0050	<0.0050	<0.0020	<0.0050	<0.010	<0.050	<0.0050	<0.0050	<0.050	<0.050	<0.0050	<0.010	<0.0050	<0.0050	<0.0050	<0.0050	<0.0050	<0.0020	<0.0050	<0.0050	<0.0050	<0.0050	<0.0050	<0.0050	<0.0050	<0.0050	<0.0050	<0.0050	<0.0050	<0.0020	<0.0020	<0.50
C00064	---	4/30/2015	<0.0050	<0.0050	<0.0050	<0.0050	<0.0050	<0.0020	<0.0050	<0.010	<0.050	<0.0050	<0.0050	<0.050	<0.050	<0.0050	<0.010	<0.0050	<0.0050	<0.0050	<0.0050	<0.0050	<0.0020	<0.0050	<0.0050	<0.0050	<0.0050	<0.0050	<0.0050	<0.0050	<0.0050	<0.0050	<0.0050	<0.0050	<0.0020	<0.0020	<0.50
C00065	---	4/30/2015	<0.0050	<0.0050	<0.0050	<0.0050	<0.0050	<0.0020	<0.0050	<0.010	<0.050	<0.0050	<0.0050	<0.050	<0.050	<0.0050	<0.010	<0.0050	<0.0050	<0.0050	<0.0050	<0.0050	<0.0020	<0.0050	<0.0050	<0.0050	<0.0050	<0.0050	<0.0050	<0.0050	<0.0050	<0.0050	<0.0050	<0.0050	<0.0020	<0.0020	<0.50
CS-10-40A-JD *	---	7/1/2015	<0.0050	<0.0050	<0.0050	<0.0050	<0.0050	<0.0020	<0.0050	<0.010	<0.050	<0.0050	<0.0050	<0.050	<0.050	<0.0050	<0.010	<0.0050	<0.0050	<0.0050	<0.0050	<0.0050	<0.0020	<0.0050	<0.0050	<0.0050	<0.0050	<0.0050	<0.0050	<0.0050	<0.0050	<0.0050	<0.0050	<0.0050	<0.0020	<0.0020	<0.50
CS-10-42A-L *	Lower	7/1/2015	<0.0050	<0.0050	<0.0050	<0.0050	<0.0050	<0.0020	<0.0050	<0.010	<0.050	<0.0050	<0.0050	<0.050	<0.050	<0.0050	<0.010	<0.0050	<0.0050	<0.0050	<0.0050	<0.0050	<0.0020	<0.0050	<0.0050	<0.0050	<0.0050	<0.0050	<0.0050	<0.0050	<0.0050	<0.0050	<0.0050	<0.0050	<0.0020	<0.0020	<0.50
CS-10-42A-M *	Middle	7/1/2015	<0.0050	<0.0050	<0.0050	<0.0050	<0.0050	<0.0020	<0.0050	<0.010	<0.050	<0.0050	<0.0050	<0.050	<0.050	<0.0050	<0.010	<0.0050	<0.0050	<0.0050	<0.0050	<0.0050	<0.0020	<0.0050	<0.0050	<0.0050	<0.0050	<0.0050	<0.0050	<0.0050	<0.0050	<0.0050	<0.0050	<0.0050	<0.0020	<0.0020	<0.50
CS-10-46A-L *	Lower	7/1/2015	<0.0050	<0.0050	<0.0050	<0.0050	<0.0050	<0.0020	<0.0050	<0.010	<0.050	<0.0050	<0.0050	<0.050	<0.050	<0.0050	<0.010	<0.0050	<0.0050	<0.0050	<0.0050	<0.0050	<0.0020	<0.0050	<0.0050	<0.0050	<0.0050	<0.0050	<0.0050	<0.0050	<0.0050	<0.0050	<0.0050	<0.0050	<0.0020	<0.0020	<0.50
CS-10-46A-M *	Middle	7/1/2015	<0.0050	<0.0050	<0.0050	<0.0050	<0.0050	<0.0020	<0.0050	<0.010	<0.050	<0.0050	<0.0050	<0.050	<0.050	<0.0050	<0.010	<0.0050	<0.0050	<0.0050	<0.0050	<0.0050	<0.0020	<0.0050	<0.0050	<0.0050	<0.0050	<0.0050	<0.0050	<0.0050	<0.0050	<0.0050	<0.0050	<0.0050	<0.0020	<0.0020	<0.50
CS-10-48A-JD *	---	7/1/2015	<0.0050	<0.0050	<0.0050	<0.0050	<0.0050	<0.0020	<0.0050	<0.010	<0.050	<0.0050	<0.0050	<0.050	<0.050	<0.0050	<0.010	<0.0050	<0.0050	<0.0050	<0.0050	<0.0050	<0.0020	<0.0050	<0.0050	<0.0050	<0.0050	<0.0050	<0.0050	<0.0050	<0.0050	<0.0050	<0.0050	<0.0050	<0.0020	<0.0020	<0.50
CS-10-54A-JD *	---	7/1/2015	<0.0050	<0.0050	<0.0050	<0.0050	<0.0050	<0.0020	<0.0050	<0.010	<0.050	<0.0050	<0.0050	<0.050	<0.050	<0.0050	<0.010	<0.0050	<0.0050	<0.0050	<0.0050	<0.0050	<0.0020	<0.0050	<0.0050	<0.0050	<0.0050	<0.0050	<0.0050	<0.0050	<0.0050	<0.0050	<0.0050	<0.0050	<0.0020	<0.0020	<0.50
CS-10-61A-JD *	---	7/1/2015	<0.0050	<0.0050	<0.0050	<0.0050	<0.0050	<0.0020	<0.0050	<0.010	<0.050	<0.0050	<0.0050	<0.050	<0.050	<0.0050	<0.010	<0.0050	<0.0050	<0.0050	<0.0050	<0.0050	<0.0020	<0.0050	<0.0050	<0.0050	<0.0050	<0.0050	<0.0050	<0.0050	<0.0050	<0.0050	<0.0050	<0.0050	<0.0020	<0.0020	<0.50
CS-10-65-JD *	---	7/1/2015	<0.0050	<0.0050	<0.0050	<0.0050	<0.0050	<0.0020	<0.0050	<0.010	<0.050	<0.0050	<0.0050	<0.050	<0.050	<0.0050	<0.010	<0.0050	<0.0050	<0.0050	<0.0050	<0.0050	<0.0020	<0.0050	<0.0050	<0.0050	<0.0050	<0.0050	<0.0050	<0.0050	<0.0050	<0.0050	<0.0050	<0.0050	<0.0020	<0.0020	<0.50
C00090	---	5/28/2015	<0.0050	<0.0050	<0.0050	<0.0050	<0.0050	<0.0020	<0.0050	<0.010	<0.050	<0.0050	<0.0050	<0.050	<0.050	<0.0050	<0.010	<0.0050	<0.0050	<0.0050	<0.0050	<0.0050	<0.0020	<0.0050	<0.0050	<0.0050	<0.0050	<0.0050	<0.0050	<0.0050	<0.0050	<0.0050	<0.0050	<0.0050	<0.0020	<0.0020	<0.50
C00091	---	5/28/2015	<0.0050	<0.0050	<0.0050	<0.0050	<0.0050	<0.0020	<0.0050	<0.010	<0.050	<0.0050	<0.0050	<0.050	<0.050	<0.0050	<0.010	<0.0050	<0.0050	<0.0050	<0.0050	<0.0050	<0.0020	<0.0050	<0.0050	<0.0050	<0.0050	<0.0050	<0.0050	<0.0050	<0.0050	<0.0050	<0.0050	<0.0050	<0.0020	<0.0020	<0.50
C00092	---	5/28/2015	<0.0050	<0.0050	<0.0050	<0.0050	<0.0050	<0.0020	<0.0050	<0.010	<0.050	<0.0050	<0.0050	<0.050	<0.050	<0.0050	<0.010	<0.0050	<0.0050	<0.0050	<0.0050	<0.0050	<0.0020	<0.0050	<0.0050	<0.0050	<0.0050	<0.0050	<0.0050	<0.0050	<0.0050	<0.0050	<0.0050	<0.0050	<0.0020	<0.0020	<0.50
C00093	---	5/28/2015	<0.0050	<0.0050	<0.0050	<0.0050	<0.0050	<0.0020	<0.0050	<0.010	<0.050	<0.0050	<0.0050	<0.050	<0.050	<0.0050	<0.010	<0.0050	<0.0050	<0.0050	<0.0050	<0.0050	<0.0020	<0.0050	<0.0050	<0.0050	<0.0050	<0.0050	<0.0050	<0.0050	<0.0050	<0.0050	<0.0050	<0.0050	<0.0020	<0.0020	<0.50
C00094	---	5/28/2015	<0.0050	<0.0050	<0.0050	<0.0050	<0.0050	<0.0020	<0.0050	<0.010	<0.050	<0.0050	<0.0050	<0.050	<0.050	<0.0050	<0.010	<0.0050	<0.0050	<0.0050	<0.0050	<0.0050	<0.0020	<0.0050	<0.0050	<0.0050	<0.0050	<0.0050	<0.0050	<0.0050	<0.0050	<0.0050	<0.0050	<0.0050	<0.0020	<0.0020	<0.50
C00095	---	5/28/2015	<0.0050	<0.0050	<0.0050	<0.0050	<0.0050	<0.0020	<0.0050	<0.010	<0.050	<0.0050	<0.0050	<0.050	<0.050	<0.0050	<0.010	<0.0050	<0.0050	<0.0050	<0.0050	<0.0050	<0.0020	<0.0050	<0.0050	<0.0050	<0.0050	<0.0050	<0.0050	<0.0050	<0.0050	<0.0050	<0.0050	<0.0050	<0.0020	<0.0020	<0.50
C00096	---	5/28/2015	<0.0050	<0.0050	<0.0050	<0.0050	<0.0050	<0.0020	<0.0050	<0.010	<0.050	<0.0050	<0.0050	<0.050	<0.050	<0.0050	<0.010	<0.0050	<0.0050	<0.0050	<0.0050	<0.0050	<0.0020	<0.0050	<0.0050	<0.0050	<0.0050	<0.0050	<0.0050	<0.0050	<0.0050	<0.0050	<0.0050	<0.0050	<0.0020	<0.0020	<0.50
C00097	---	5/28/2015	<0.0050	<0.0050	<0.0050	<0.0050	<0.0050	<0.0

TABLE A-2
ANALYTICAL RESULTS FOR VOCs IN SOIL (0 TO 10 FEET BGS)
Defense Fuel Support Point Norwalk
15306 Norwalk Boulevard, Norwalk, California

Sample ID	Sample Depth	Date Sampled	Acetone (mg/kg)	tert-Amyl Methyl Ether (TAME) (mg/kg)	Benzene (mg/kg)	Bromobenzene (mg/kg)	Bromochloromethane (mg/kg)	Bromodichloromethane (mg/kg)	Bromoform (mg/kg)	Bromomethane (mg/kg)	2-Butanone (MEK) (mg/kg)	tert-Butyl alcohol (TBA) (mg/kg)	sec-Butylbenzene (mg/kg)	tert-Butylbenzene (mg/kg)	n-Butylbenzene (mg/kg)	Carbon Disulfide (mg/kg)	Carbon Tetrachloride (mg/kg)	Chlorobenzene (mg/kg)	Chloroethane (mg/kg)	Chloroform (mg/kg)	Chloromethane (mg/kg)	2-Chlorotoluene (mg/kg)	4-Chlorotoluene (mg/kg)	1,2-Dibromo-3-chloropropane (mg/kg)	Dibromochloromethane (mg/kg)	1,2-Dibromoethane (EDB) (mg/kg)	Dibromomethane (mg/kg)	1,2-Dichlorobenzene (mg/kg)	1,3-Dichlorobenzene (mg/kg)	1,4-Dichlorobenzene (mg/kg)	Dichlorodifluoromethane (R12) (mg/kg)	1,1-Dichloroethane (mg/kg)	1,2-Dichloroethane (EDC) (mg/kg)	trans-1,2-Dichloroethylene (mg/kg)	cis-1,2-Dichloroethylene (mg/kg)	1,1-Dichloroethylene (mg/kg)	1,2-Dichloropropane (mg/kg)	1,3-Dichloropropane (mg/kg)
RWQCB Site-Specific Soil Cleanup Goal (0.5 ft below ground surface)			**0.994**	**0.005**	**0.013**	**0.005**	**0.005**	**0.005**	**0.005**	**0.005**	**0.05**	**0.02**	**2.22**	**1.78**	**3.4**	**0.046**	**0.005**	**0.005**	**0.005**	**0.005**	**0.005**	**0.005**	**0.005**	**0.01**	**0.005**	**0.005**	**0.005**	**0.005**	**0.005**	**0.005**	**0.005**	**0.005**	**0.005**	**0.005**	**0.005**	**0.005**	**0.005**	**0.005**
RWQCB Site-Specific Soil Cleanup Goal (5 ft below ground surface)			**1.28**	**0.005**	**0.011**	**0.005**	**0.005**	**0.005**	**0.005**	**0.005**	**0.05**	**0.02**	**0.129**	**0.11**	**0.179**	**0.023**	**0.005**	**0.005**	**0.005**	**0.005**	**0.005**	**0.005**	**0.005**	**0.01**	**0.005**	**0.005**	**0.005**	**0.005**	**0.005**	**0.005**	**0.005**	**0.005**	**0.005**	**0.005**	**0.005**	**0.005**	**0.005**	**0.005**
C00101	---	5/28/2015	<0.050	<0.0050	<0.0020	<0.0050	<0.0050	<0.0050	<0.0050	<0.0050	<0.050	<0.020	<0.0050	<0.0050	<0.0050	<0.0050	<0.0050	<0.0050	<0.0050	<0.0050	<0.0050	<0.0050	<0.0050	<0.010	<0.0050	<0.0050	<0.0050	<0.0050	<0.0050	<0.0050	<0.0050	<0.0050	<0.0050	<0.0050	<0.0050	<0.0050	<0.0050	<0.0050
C00102	---	5/28/2015	<0.050	<0.0050	<0.0020	<0.0050	<0.0050	<0.0050	<0.0050	<0.0050	<0.050	<0.020	<0.0050	<0.0050	<0.0050	<0.0050	<0.0050	<0.0050	<0.0050	<0.0050	<0.0050	<0.0050	<0.0050	<0.010	<0.0050	<0.0050	<0.0050	<0.0050	<0.0050	<0.0050	<0.0050	<0.0050	<0.0050	<0.0050	<0.0050	<0.0050	<0.0050	<0.0050
C00103	---	5/28/2015	<0.050	<0.0050	<0.0020	<0.0050	<0.0050	<0.0050	<0.0050	<0.0050	<0.050	<0.020	<0.0050	<0.0050	<0.0050	<0.0050	<0.0050	<0.0050	<0.0050	<0.0050	<0.0050	<0.0050	<0.0050	<0.010	<0.0050	<0.0050	<0.0050	<0.0050	<0.0050	<0.0050	<0.0050	<0.0050	<0.0050	<0.0050	<0.0050	<0.0050	<0.0050	<0.0050
C00104	---	5/28/2015	<0.050	<0.0050	<0.0020	<0.0050	<0.0050	<0.0050	<0.0050	<0.0050	<0.050	<0.020	<0.0050	<0.0050	<0.0050	<0.0050	<0.0050	<0.0050	<0.0050	<0.0050	<0.0050	<0.0050	<0.0050	<0.010	<0.0050	<0.0050	<0.0050	<0.0050	<0.0050	<0.0050	<0.0050	<0.0050	<0.0050	<0.0050	<0.0050	<0.0050	<0.0050	<0.0050
C00105	---	5/28/2015	<0.050	<0.0050	<0.0020	<0.0050	<0.0050	<0.0050	<0.0050	<0.0050	<0.050	<0.020	<0.0050	<0.0050	<0.0050	<0.0050	<0.0050	<0.0050	<0.0050	<0.0050	<0.0050	<0.0050	<0.0050	<0.010	<0.0050	<0.0050	<0.0050	<0.0050	<0.0050	<0.0050	<0.0050	<0.0050	<0.0050	<0.0050	<0.0050	<0.0050	<0.0050	<0.0050
C00106	---	5/28/2015	<0.050	<0.0050	<0.0020	<0.0050	<0.0050	<0.0050	<0.0050	<0.0050	<0.050	<0.020	<0.0050	<0.0050	<0.0050	<0.0050	<0.0050	<0.0050	<0.0050	<0.0050	<0.0050	<0.0050	<0.0050	<0.010	<0.0050	<0.0050	<0.0050	<0.0050	<0.0050	<0.0050	<0.0050	<0.0050	<0.0050	<0.0050	<0.0050	<0.0050	<0.0050	<0.0050
C00107	---	5/28/2015	<0.050	<0.0050	<0.0020	<0.0050	<0.0050	<0.0050	<0.0050	<0.0050	<0.050	<0.020	<0.0050	<0.0050	<0.0050	<0.0050	<0.0050	<0.0050	<0.0050	<0.0050	<0.0050	<0.0050	<0.0050	<0.010	<0.0050	<0.0050	<0.0050	<0.0050	<0.0050	<0.0050	<0.0050	<0.0050	<0.0050	<0.0050	<0.0050	<0.0050	<0.0050	<0.0050
C00108	---	5/28/2015	<0.050	<0.0050	<0.0020	<0.0050	<0.0050	<0.0050	<0.0050	<0.0050	<0.050	<0.020	<0.0050	<0.0050	<0.0050	<0.0050	<0.0050	<0.0050	<0.0050	<0.0050	<0.0050	<0.0050	<0.0050	<0.010	<0.0050	<0.0050	<0.0050	<0.0050	<0.0050	<0.0050	<0.0050	<0.0050	<0.0050	<0.0050	<0.0050	<0.0050	<0.0050	<0.0050
C00109	---	5/28/2015	<0.050	<0.0050	<0.0020	<0.0050	<0.0050	<0.0050	<0.0050	<0.0050	<0.050	<0.020	<0.0050	<0.0050	<0.0050	<0.0050	<0.0050	<0.0050	<0.0050	<0.0050	<0.0050	<0.0050	<0.0050	<0.010	<0.0050	<0.0050	<0.0050	<0.0050	<0.0050	<0.0050	<0.0050	<0.0050	<0.0050	<0.0050	<0.0050	<0.0050	<0.0050	<0.0050
C00110	---	5/28/2015	<0.050	<0.0050	<0.0020	<0.0050	<0.0050	<0.0050	<0.0050	<0.0050	<0.050	<0.020	<0.0050	<0.0050	<0.0050	<0.0050	<0.0050	<0.0050	<0.0050	<0.0050	<0.0050	<0.0050	<0.0050	<0.010	<0.0050	<0.0050	<0.0050	<0.0050	<0.0050	<0.0050	<0.0050	<0.0050	<0.0050	<0.0050	<0.0050	<0.0050	<0.0050	<0.0050
C00111	---	5/28/2015	<0.050	<0.0050	<0.0020	<0.0050	<0.0050	<0.0050	<0.0050	<0.0050	<0.050	<0.020	<0.0050	<0.0050	<0.0050	<0.0050	<0.0050	<0.0050	<0.0050	<0.0050	<0.0050	<0.0050	<0.0050	<0.010	<0.0050	<0.0050	<0.0050	<0.0050	<0.0050	<0.0050	<0.0050	<0.0050	<0.0050	<0.0050	<0.0050	<0.0050	<0.0050	<0.0050
C00112	---	5/28/2015	<0.050	<0.0050	<0.0020	<0.0050	<0.0050	<0.0050	<0.0050	<0.0050	<0.050	<0.020	<0.0050	<0.0050	<0.0050	<0.0050	<0.0050	<0.0050	<0.0050	<0.0050	<0.0050	<0.0050	<0.0050	<0.010	<0.0050	<0.0050	<0.0050	<0.0050	<0.0050	<0.0050	<0.0050	<0.0050	<0.0050	<0.0050	<0.0050	<0.0050	<0.0050	<0.0050
C00113	---	5/28/2015	<0.050	<0.0050	<0.0020	<0.0050	<0.0050	<0.0050	<0.0050	<0.0050	<0.050	<0.020	<0.0050	<0.0050	<0.0050	<0.0050	<0.0050	<0.0050	<0.0050	<0.0050	<0.0050	<0.0050	<0.0050	<0.010	<0.0050	<0.0050	<0.0050	<0.0050	<0.0050	<0.0050	<0.0050	<0.0050	<0.0050	<0.0050	<0.0050	<0.0050	<0.0050	<0.0050
C00114	---	5/28/2015	<0.050	<0.0050	<0.0020	<0.0050	<0.0050	<0.0050	<0.0050	<0.0050	<0.050	<0.020	<0.0050	<0.0050	<0.0050	<0.0050	<0.0050	<0.0050	<0.0050	<0.0050	<0.0050	<0.0050	<0.0050	<0.010	<0.0050	<0.0050	<0.0050	<0.0050	<0.0050	<0.0050	<0.0050	<0.0050	<0.0050	<0.0050	<0.0050	<0.0050	<0.0050	<0.0050
C00115	---	5/28/2015	<0.050	<0.0050	<0.0020	<0.0050	<0.0050	<0.0050	<0.0050	<0.0050	<0.050	<0.020	<0.0050	<0.0050	<0.0050	<0.0050	<0.0050	<0.0050	<0.0050	<0.0050	<0.0050	<0.0050	<0.0050	<0.010	<0.0050	<0.0050	<0.0050	<0.0050	<0.0050	<0.0050	<0.0050	<0.0050	<0.0050	<0.0050	<0.0050	<0.0050	<0.0050	<0.0050
C00116	---	5/28/2015	<0.050	<0.0050	<0.0020	<0.0050	<0.0050	<0.0050	<0.0050	<0.0050	<0.050	<0.020	<0.0050	<0.0050	<0.0050	<0.0050	<0.0050	<0.0050	<0.0050	<0.0050	<0.0050	<0.0050	<0.0050	<0.010	<0.0050	<0.0050	<0.0050	<0.0050	<0.0050	<0.0050	<0.0050	<0.0050	<0.0050	<0.0050	<0.0050	<0.0050	<0.0050	<0.0050
C00117	---	5/28/2015	<0.050	<0.0050	<0.0020	<0.0050	<0.0050	<0.0050	<0.0050	<0.0050	<0.050	<0.020	<0.0050	<0.0050	<0.0050	<0.0050	<0.0050	<0.0050	<0.0050	<0.0050	<0.0050	<0.0050	<0.0050	<0.010	<0.0050	<0.0050	<0.0050	<0.0050	<0.0050	<0.0050	<0.0050	<0.0050	<0.0050	<0.0050	<0.0050	<0.0050	<0.0050	<0.0050
C00118	---	5/28/2015	<0.050	<0.0050	<0.0020	<0.0050	<0.0050	<0.0050	<0.0050	<0.0050	<0.050	<0.020	<0.0050	<0.0050	<0.0050	<0.0050	<0.0050	<0.0050	<0.0050	<0.0050	<0.0050	<0.0050	<0.0050	<0.010	<0.0050	<0.0050	<0.0050	<0.0050	<0.0050	<0.0050	<0.0050	<0.0050	<0.0050	<0.0050	<0.0050	<0.0050	<0.0050	<0.0050
C00119	---	5/28/2015	<0.050	<0.0050	<0.0020	<0.0050	<0.0050	<0.0050	<0.0050	<0.0050	<0.050	<0.020	<0.0050	<0.0050	<0.0050	<0.0050	<0.0050	<0.0050	<0.0050	<0.0050	<0.0050	<0.0050	<0.0050	<0.010	<0.0050	<0.0050	<0.0050	<0.0050	<0.0050	<0.0050	<0.0050	<0.0050	<0.0050	<0.0050	<0.0050	<0.0050	<0.0050	<0.0050
C00120	---	5/28/2015	<0.050	<0.0050	<0.0020	<0.0050	<0.0050	<0.0050	<0.0050	<0.0050	<0.050	<0.020	<0.0050	<0.0050	<0.0050	<0.0050	<0.0050	<0.0050	<0.0050	<0.0050	<0.0050	<0.0050	<0.0050	<0.010	<0.0050	<0.0050	<0.0050	<0.0050	<0.0050	<0.0050	<0.0050	<0.0050	<0.0050	<0.0050	<0.0050	<0.0050	<0.0050	<0.0050
C00209	---	6/2/2015	<0.050	<0.0050	<0.0020	<0.0050	<0.0050	<0.0050	<0.0050	<0.0050	<0.050	<0.020	<0.0050	<0.0050	<0.0050	<0.0050	<0.0050	<0.0050	<0.0050	<0.0050	<0.0050	<0.0050	<0.0050	<0.010	<0.0050	<0.0050	<0.0050	<0.0050	<0.0050	<0.0050	<0.0050	<0.0050	<0.0050	<0.0050	<0.0050	<0.0050	<0.0050	<0.0050
C00210	---	6/2/2015	<0.050	<0.0050	<0.0020	<0.0050	<0.0050	<0.0050	<0.0050	<0.0050	<0.050	<0.020	<0.0050	<0.0050	<0.0050	<0.0050	<0.0050	<0.0050	<0.0050	<0.0050	<0.0050	<0.0050	<0.0050	<0.010	<0.0050	<0.0050	<0.0050	<0.0050	<0.0050	<0.0050	<0.0050	<0.0050	<0.0050	<0.0050	<0.0050	<0.0050	<0.0050	<0.0050
C00211	---	6/2/2015	<0.050	<0.0050	<0.0020	<0.0050	<0.0050	<0.0050	<0.0050	<0.0050	<0.050	<0.020	<0.0050	<0.0050	<0.0050	<0.0050	<0.0050	<0.0050	<0.0050	<0.0050	<0.0050	<0.0050	<0.0050	<0.010	<0.0050	<0.0050	<0.0050	<0.0050	<0.0050	<0.0050	<0.0050	<0.0050	<0.0050	<0.0050	<0.0050	<0.0050	<0.0050	<0.0050
C00212	---	6/2/2015	<0.050	<0.0050	<0.0020	<0.0050	<0.0050	<0.0050	<0.0050	<0.0050	<0.050	<0.020	<0.0050	<0.0050	<0.0050	<0.0050	<0.0050	<0.0050	<0.0050	<0.0050	<0.0050	<0.0050	<0.0050	<0.010	<0.0050	<0.0050	<0.0050	<0.0050	<0.0050	<0.0050	<0.0050	<0.0050	<0.0050	<0.0050	<0.0050	<0.0050	<0.0050	<0.0050
C00213	---	6/2/2015	<0.050	<0.0050	<0.0020	<0.0050	<0.0050	<0.0050	<0.0050	<0.0050	<0.050	<0.020	<0.0050	<0.0050	<0.0050	<0.0050	<0.0050	<0.0050	<0.0050	<0.0050	<0.0050	<0.0050	<0.0050	<0.010	<0.0050	<0.0050	<0.0050	<0.0050	<0.0050	<0.0050	<0.0050	<0.0050	<0.0050	<0.0050	<0.0050	<0.0050	<0.0050	<0.0050
C00214	---	6/2/2015	<0.050	<0.0050	<0.0020	<0.0050	<0.0050	<0.0050	<0.0050	<0.0050	<0.050	<0.020	<0.0050	<0.0050	<0.0050	<0.0050	<0.0050	<0.0050	<0.0050	<0.0050	<0.0050	<0.0050	<0.0050	<0.010	<0.0050	<0.0050	<0.0050	<0.0050	<0.0050	<0.0050	<0.0050	<0.0050	<0.0050	<0.0050	<0.0050	<0.0050	<0.0050	<0.0050
C00215	---	6/2/2015	<0.050	<0.0050	<0.0020	<0.0050	<0.0050	<0.0050	<0.0050	<0.0050	<0.050	<0.020	<0.0050	<0.0050	<0.0050	<0.0050	<0.0050	<0.0050	<0.0050	<0.0050	<0.0050	<0.0050	<0.0050	<0.010	<0.0050	<0.0050	<0.0050	<0.0050	<0.0050	<0.0050	<0.0050	<0.0050	<0.0050	<0.0050	<0.0050	<0.0050	<0.0050	<0.0050
C00216	---	6/2/2015	<0.050	<0.0050	<0.0020	<0.0050	<0.0050	<0.0050	<0.0050	<0.0050	<0.050	<0.020	<0.0050	<0.0050	<0.0050	<0.0050	<0.0050	<0.0050	<0.0050	<0.0050	<0.0050	<0.0050	<0.0050	<0.010	<0.0050	<0.0050	<0.0050	<0.0050	<0.0050	<0.0050	<0.0050	<0.0050	<0.0050	<0.0050	<0.0050	<0.0050	<0.0050	<0.0050
C00217	---	6/2/2015	<0.050	<0.0050	<0.0020	<0.0050	<0.0050	<0.0050	<0.0050	<0.0050	<0.050	<0.020	<0.0050	<0.0050	<0.0050	<0.0050	<0.0050	<0.0050	<0.0050	<0.0050	<0.0050	<0.0050	<0.0050	<0.010	<0.0050	<0.0050	<0.0050	<0.0050	<0.0050	<0.0050	<0.0050	<0.0050	<0.0050	<0.0050	<0.0050	<0.0050	<0.0050	<0.0050
C00218	---	6/2/2015	<0.050	<0.0050	<0.0020	<0.0050	<0.0050	<0.0050	<0.0050	<0.0050	<0.050	<0.020	<0.0050	<0.0050	<0.0050	<0.0050	<0.0050	<0.0050	<0.0050	<0.0050	<0.0050	<0.0050	<0.0050	<0.010	<0.0050	<0.0050	<0.0050	<0.0050	<0.0050	<0.0050	<0.0050	<0.0050	<0.0050	<0.0050	<0.0050	<0.0050	<0.0050	<0.0050
C00219	---	6/2/2015	<0.050	<0.0050	<0.0020	<0.0050	<0.0050	<0.0050	<0.0050	<0.0050	<0.050	<0.020	<0.0050	<0.0050	<0.0050	<0.0050	<0.0050	<0.0050	<0.0050	<0.0050	<0.0050	<0.0050	<0.0050	<0.010	<0.0050	<0.0050	<0.0050	<0.0050	<0.0050	<0.0050	<0.0050	<0.0050	<0.0050	<0.0050	<0.0050	<0.0050	<0.0050	<0.0050
C00220	---	6/2/2015	<0.050	<0.0050	<0.0020	<0.0050	<0.0050	<0.0050	<0.0050	<0.0050	<0.050	<0.020	<0.0050	<0.0050	<0.0050	<0.0050	<0.0050	<0.0050	<0.0050	<0.0050	<0.0050	<0.0050	<0.0050	<0.010	<0.0050	<0.0050	<0.0050	<0.0050	<0.0050	<0.0050	<0.0050	<0.0050	<0.0050	<0.0050	<0.0050	<0.0050	<0.0050	<0.0050
C00221	---	6/2/2015	<0.050	<0.0050	<0.0020	<0.0050	<0.0050	<0.0050	<0.0050	<0.0050	<0.050	<0.020	<0.0050	<0.0050	<0.0050	<0.0050	<0.0050	<0.0050	<0.0050	<0.0050	<0.0050	<0.0050	<0.0050	<0.010	<0.0050	<0.0050	<0.0050	<0.0050	<0.0050	<0.0050	<0.0050	<0.0050	<0.0050	<0.0050	<0.0050	<0.0050	<0.0050	<0.0050
C00222	---	6/2/2015	<0.050	<0.0050	<0.0020	<0.0050	<0.0050	<0.0050	<0.0050	<0.0050	<0.050	<0.020	<0.0050	<0.0050	<0.0050	<0.0050	<0.0050	<0.0050	<0.0050	<0.0050	<0.0050	<0.0050	<0.0050	<0.010	<0.0050	<0.0050	<0.0050	<0.0050	<0.0050	<0.0050	<0.0050	<0.0050	<0.0050	<0.0050	<0.0050	<0.0050	<0.0050	<0.0050
C00223	---	6/2/2015	<0.050	<0.0050	<0.0020	<0.0050	<0.0050	<0.0050	<0.0050	<0.0050	<0.050	<0.020	<0.0050	<0.0050	<0.0050	<0.0050	<0.0050	<0.0050	<0.0050	<0.0050	<0.0050	<0.0050	<0.0050	<0.010	<0.0050	<0.0050	<0.0050	<0.0050	<0.0050	<0.0050	<0.0050	<0.0050	<0.0050	<0.0050	<0.0050	<0.0050	<0.0050	<0.0050
C00224	---	6/2/2015	<0.050	<0.0050	<0.0020	<0.0050	<0.0050	<0.0050	<0.0050	<0.0050	<0.050	<0.020	<0.0050	<0.0050	<0.0050	<0.0050	<0.0050	<0.0050	<0.0050	<0.0050	<0.0050	<0.0050	<0.0050	<0.010	<0.0050	<0.0050	<0.0050	<0.0050	<0.0050	<0.0050	<0.0050	<0.0050	<0.0050	<0.0050	<0.0050	<0.0050	<0.0050	<0.0050
C00225	---	6/2/2015	<0.050	<0.0050	<0.0020	<0.0050	<0.0050	<0.0050	<0.0050	<0.0050	<0.050	<0.020	<0.0050	<0.0050	<0.0050	<0.0050	<0.0050	<0.0050	<0.0050	<0.0050	<0.0050	<0.0050	<0.0050	<0.010	<0.0050	<0.0050	<0.0050	<0.0050	<0.0050	<0.0050	<0.0050	<0.0050	<0.0050	<0.0050	<0.0050	<0.0050	<0.0050	<0.0050
C00226	---	6/2/2015	<0.050	<0.0050	<0.0020	<0.0050	<0.0050	<0.0050	<0.0050	<0.0050	<0.050	<0.020	<0.0050	<0.0050	<0.0050	<0.0050	<0.0050	<0.0050	<0.0050	<0.0050	<0.0050	<0.0050	<0.0050	<0.010	<0.0050	<0.0050	<0.0050	<0.0050	<0.0050	<0.0050	<0.0050	<0.0050	<0.0050	<0.0050	<0.0050	<0.0050	<0.0050	<0.0050
C00227	---	6/2/2015	<0.050	<0.0050	<0.0020	<0.0050	<0.0050	<0.0050	<0.0050	<0.0050	<0.050	<0.020	<0.0050	<0.0050	<0.0050	<0.0050	<0.0050	<0.0050	<0.0050	<0.0050	<0.0050	<0.0050	<0.0050	<0.010	<0.0050	<0.0050	<0.0050	<0.0050	<0.0050	<0.0050	<0.0050	<0.0050	<0.0050	<0.0050	<0.0050	<0.0050	<0.0050	<0.0050
C00228	---	6/2/2015	<0.050	<0.0050	<0.0020	<0.0050	<0.0050	<0.0050	<0.0050	<0.0050	<0.050	<0.020	<0.0050	<0.0050	<0.0050	<0.0050	<0.0050	<0.0050	<0.0050	<0.0050	<0.0050	<0.0050	<0.0050	<0.010	<0.0050	<0.0050	<0.0050	<0.0050	<0.0050	<0.0050	<0.0050	<0.0050	<0.0050	<0.0050	<0.0050	<0.0050	<0.0050	<0.0050
C00229	---	6/2/2015	<0.050	<0.0050	<0.0020	<0.0050	<0.0050	<0.0050	<0.0050	<0.0050	<0.050	<0.020	<0.0050	<0.0050	<0.0050	<0.0050	<0.0050	<0.0050	<0.0050	<0.0050	<0.0050	<0.0050	<0.0050	<0.010	<0.0050	<0.0050	<0.0050	<0.0050	<0.0050	<0.0050	<0.0050	<0.0050	<0.0050	<0.0050	<0.0050	<0.0050	<0.0050	<0.0050
C00230	---	6/2/2015	<0.050	<0.0050	<0.0020	<0.0050	<0.0050	<0.0050	<0.0050	<0.0050	<0.050	<0.020	<0.0050	<0.0050	<0.0050	<0.0050	<0.0050	<0.0050	<0.0050	<0.0050	<0.0050	<0.0050	<0.0050	<0.010	<0.0050	<0.0050	<0.0050	<0.0050	<0.0050	<0.0050	<0.0050	<0.0050	<0.0050	<0.0050	<0.0050	<0.0050	<0.0050	<0.0050
C00231	---	6/2/2015	<0.050	<0.0050	<0.0020	<0.0050	<0.0050	<0.0050	<0.0050	<0.0050	<0.050	<0.020	<0.0050	<0.0050	<0.0050	<0.0050	<0.0050	<0.0050	<0.0050	<0.0050	<0.0050	<0.0050	<0.0050	<0.010	<0.0050	<0.0050	<0.0050	<0.0050	<0.0050	<0.0050	<0.0050	<0.0050	<0.0050	<0.0050	<0.0050	<0.0050	<0.0050	<0.0050
C00232	---	6/2/2015	<0.050	<0.0050	<0.0020	<0.0050	<0.0050	<0.0050	<0.0050	<0.0050	<0.050	<0.020	<0.0050	<0.0050	<0.0050	<0.0050	<0.0050	<0.0050	<0.0050	<0.0050	<0.0050	<0.0050	<0.0050	<0.010	<0.0050	<0.0050	<0.0050	<0.0050	<0.0050	<0.0050	<0.0050	<0.0050	<0.0050	<0.0050	<0.0050	<0.0050	<0.0050	<0.0050
C00233	---	6/2/2015	<0.050	<0.0050	<0.0020	<0.0050	<0.0050	<0.0050	<0.0050	<0.0050	<0.050	<0.020	<0.0050	<0.0050	<0.0050	<0.0050	<0.0050	<0.0050	<0.0050	<0.0050	<0.0050	<0.0050	<0.0050	<0.010	<0.0050	<0.0050	<0.0050	<0.0050	<0.0050	<0.0050	<0.0050	<0.0050	<0.0050	<0.0050	<0.0050	<0.0050	<0.0050	<0.0050
C00234	---	6/2/2015	<0.050	<0.0050	<0.0020	<0.0050	<0.0050	<0.0050	<0.0050	<0.0050	<0.050	<0.020	<0.0050	<0.0050	<0.0050	<0.0050	<0.0050	<0.0050	<0.0050	<0.0050	<0.0050	<0.0050	<0.0050	<0.010	<0.0050	<0.0050	<0.0050	<0.0050	<0.0050	<0.0050	<0.0050	<0.0050	<0.0050	<0.0050	<0.0050	<0.0050	<0.0050	<0.0050
C00235	---	6/2/2015	<0.050	<0.0050	<0.0020	<0.0050	<0.0050	<0.0050	<0.0050	<0.0050	<0.050	<0.020	<0.0050	<0.0050	<0.0050	<0.0050	<0.0050	<0.0050	<0.0050	<0.0050	<0.0050	<0.0050	<0.0050	<0.010	<0.0050	<0.0050	<0.0050	<0.0050	<0.0050	<0.0050	<0.0050	<0.0050	<0.0050	<0.0050	<0.0050	<0.0050	<0.0050	<0.0050
C00236	---	6/2/2015	<0.050	<0.0050	<0.0020	<0.0050	<0.0050	<0.0050	<0.0050	<0.0050	<0.050	<0.020	<0.0050	<0.0050	<0.0050	<0.0050	<0.0050	<0.0050	<0.0050	<0.0050	<0.0050	<0.0050	<0.0050	<0.010	<0.0050	<0.0050	<0.0050	<0.0050	<0.0050	<0.0050	<0.0050	<0.0050	<0.0050	<0.0050	<0.0050	<0.0050	<0.0050	<0.0050
C00237	---	6/2/2015	<0.050	<0.0050	<0.0020	<0.0050	<0.0050	<0.0050	<0.0050	<0.0050	<0.050	<0.020	<0.0050	<0.0050	<0.0050	<0.0050	<0.0050	<0.0050	<0.0050	<0.0050	<0.0050	<0.0050	<0.0050	<0.010	<0.0050	<0.0050	<0.0050	<0.0050	<0.0050	<0.0050	<0.0050	<0.0050	<0.0050	<0.0050	<0.0050	<0.0050	<0.0050	<0.0050
C00238	---	6/2/2015	<0.050	<0.0050	<0.0020	<0.0050	<0.0050	<0.0050	<0.0050	<0.0050	<0.050	<0.020	<0.0050	<0.0050	<0.0050	<0.0050	<0.0050	<0.0050	<0.0050	<0.0050	<0.0050	<0.0050	<0.0050	<0.010	<0.0050	<0.0050	<0.0050	<0.0050	<0.0050	<0.0050	<0.0050	<0.0050	<0.0050	<0.0050	<0.0050	<0.0050	<0.0050	<0.0050
C00239	---	6/2/2015	<0.050	<0.0050	<0.0020	<0.0050	<0.0050	<0.0050	<0.0050	<0.0050	<0.050	<0.020	<0.0050	<0.0050	<0.0050	<0.0050	<0.0050	<0.0050	<0.0050	<0.0050	<0.0050	<0.0050	<0.0050	<0.010	<0.0050	<0.0050	<0.0050	<0.0050	<0.0050	<0.0050	<0.0050	<0.0050	<0.0050	<0.0050	<0.0050	<0.0050	<0.0050	<0.0050
C00240	---	6/2/2015	<0.050	<0.0050	<0.0020	<0.0050	<0.0050	<0.0050	<0.0050	<0.0050	<0.050	<0.020	<0.0050	<0.0050	<0.0050	<0.0050	<0.0050	<0.0050	<0.0050	<0.0050	<0.0050	<0.0050	<0.0050	<0.010	<0.0050	<0.0050	<0.0050	<0.0050	<0.0050	<0.0050	<0.0050	<0.0050	<0.0050	<0.0050	<0.0050	<0.0050	<0.0050	<0.0050
CS-12-212A-JD *	---	7/1/2015	<0.050	<0.0050	<0.010	<0.0050	<0.0050	<0.0050	<0.0050	<0.0050	<0.050	<0.020	<0.0050	<0.0050	<0.0050	<0.0050	<0.0050	<0.0050	<0.0050	<0.0050	<0.0050	<0.0050	<0.0050	<0.010	<0.0050	<0.0050	<0.0050	<0.0050	<0.0050	<0.0050	<0.0050	<0.0050	<0.0050	<0.0050	<0.0050	<0.0050	<0.0050	<0.0050
CS-12-213-JD *	---	7/1/2015	<0.050	<0.0050	<0.010	<0.0050	<0.0050	<0.0050	<0.0050	<0.0050	<0.050	<0.020	<0.0050	<0.0050	<0.0050	<0.0050	<0.0050	<0.0050	<0.0050	<0.0050	<0.0050	<0.0050	<0.0050	<0.010	<0.0050	<0.0050	<0.0050	<0.0050	<0.0050	<0.0050	<0.0050	<0.0050	<0.0050	<0.0050	<0.0050	<0.0050	<0.0050	<0.0050
CS-12-215A-JD *	---	7/1/2015	<0.050	<0.0050	<0.010	<0.0050	<0.0050	<0.0050	<0.0050	<0.0050	<0.050	<0.020	<0.0050	<0.0050	<0.0050	<0.0050	<0.0050	<0.0050	<0.0050	<0.0050	<0.0050	<0.0050	<0.0050	<0.010	<0.0050

TABLE A-2
ANALYTICAL RESULTS FOR VOCs IN SOIL (0 TO 10 FEET BGS)
Defense Fuel Support Point Norwalk
15306 Norwalk Boulevard, Norwalk, California

Sample ID	Sample Depth	Date Sampled	2,2-Dichloropropane (mg/kg)	1,1-Dichloropropylene (mg/kg)	trans-1,3-Dichloropropylene (mg/kg)	cis-1,3-Dichloropropylene (mg/kg)	Diisopropyl ether (DIPE) (mg/kg)	Ethylbenzene (mg/kg)	Ethyl-tert-Butyl Ether (ETBE) (mg/kg)	Hexachlorobutadiene (mg/kg)	2-Hexanone (MBK) (mg/kg)	Isopropylbenzene (mg/kg)	4-Isopropyltoluene (mg/kg)	4-Methyl-2-pentanone (MIBK) (mg/kg)	Methylene Chloride (mg/kg)	Methyl-tert-Butyl Ether (MTBE) (mg/kg)	Naphthalene (mg/kg)	n-Propylbenzene (mg/kg)	Styrene (mg/kg)	1,1,1,2-Tetrachloroethane (mg/kg)	1,1,2,2-Tetrachloroethane (mg/kg)	Tetrachloroethylene (PCE) (mg/kg)	Toluene (mg/kg)	1,1,2-Trichloro-1,2,2-trifluoroethane (R113) (mg/kg)	1,2,3-Trichlorobenzene (mg/kg)	1,2,4-Trichlorobenzene (mg/kg)	1,1,1-Trichloroethane (mg/kg)	1,1,2-Trichloroethane (mg/kg)	Trichloroethylene (TCE) (mg/kg)	Trichlorofluoromethane (R11) (mg/kg)	1,2,3-Trichloropropane (mg/kg)	1,2,4-Trimethylbenzene (mg/kg)	1,3,5-Trimethylbenzene (mg/kg)	Vinyl chloride (mg/kg)	o-Xylene (mg/kg)	m,p-Xylenes (mg/kg)	Gasoline Range Organics (GRO) (mg/kg)
RWQCB Site-Specific Soil Cleanup Goal (0.5 ft below ground surface)			**0.005**	**0.005**	**0.005**	**0.005**	**0.424**	**1.44**	**0.005**	**0.01**	**0.05**	**4.78**	**0.005**	**0.05**	**0.05**	**0.005**	**0.231**	**1.87**	**0.399**	**0.005**	**0.005**	**0.005**	**0.444**	**0.005**	**0.005**	**0.005**	**0.005**	**0.005**	**0.005**	**0.005**	**0.005**	**1.8**	**1.77**	**0.005**	**---**	**---**	**500**
RWQCB Site-Specific Soil Cleanup Goal (5 ft below ground surface)			**0.005**	**0.005**	**0.005**	**0.005**	**0.212**	**1.07**	**0.005**	**0.01**	**0.05**	**0.303**	**0.005**	**0.05**	**0.05**	**0.005**	**0.012**	**0.114**	**0.03**	**0.005**	**0.005**	**0.005**	**0.356**	**0.005**	**0.005**	**0.005**	**0.005**	**0.005**	**0.005**	**0.005**	**0.005**	**0.12**	**0.118**	**0.005**	**---**	**---**	**100**
C00101	---	5/28/2015	<0.0050	<0.0050	<0.0050	<0.0050	<0.0050	<0.0020	<0.0050	<0.010	<0.050	<0.0050	<0.0050	<0.050	<0.050	<0.0050	<0.010	<0.0050	<0.0050	<0.0050	<0.0050	<0.0050	<0.0020	<0.0050	<0.0050	<0.0050	<0.0050	<0.0050	<0.0050	<0.0050	<0.0050	<0.0050	<0.0050	<0.0050	<0.0020	<0.0020	<0.50
C00102	---	5/28/2015	<0.0050	<0.0050	<0.0050	<0.0050	<0.0050	<0.0020	<0.0050	<0.010	<0.050	<0.0050	<0.0050	<0.050	<0.050	<0.0050	<0.010	<0.0050	<0.0050	<0.0050	<0.0050	<0.0050	<0.0020	<0.0050	<0.0050	<0.0050	<0.0050	<0.0050	<0.0050	<0.0050	<0.0050	<0.0050	<0.0050	<0.0050	<0.0020	<0.0020	<0.50
C00103	---	5/28/2015	<0.0050	<0.0050	<0.0050	<0.0050	<0.0050	<0.0020	<0.0050	<0.010	<0.050	<0.0050	<0.0050	<0.050	<0.050	<0.0050	<0.010	<0.0050	<0.0050	<0.0050	<0.0050	<0.0050	<0.0020	<0.0050	<0.0050	<0.0050	<0.0050	<0.0050	<0.0050	<0.0050	<0.0050	<0.0050	<0.0050	<0.0050	<0.0020	<0.0020	<0.50
C00104	---	5/28/2015	<0.0050	<0.0050	<0.0050	<0.0050	<0.0050	<0.0020	<0.0050	<0.010	<0.050	<0.0050	<0.0050	<0.050	<0.050	<0.0050	<0.010	<0.0050	<0.0050	<0.0050	<0.0050	<0.0050	<0.0020	<0.0050	<0.0050	<0.0050	<0.0050	<0.0050	<0.0050	<0.0050	<0.0050	<0.0050	<0.0050	<0.0050	<0.0020	<0.0020	<0.50
C00105	---	5/28/2015	<0.0050	<0.0050	<0.0050	<0.0050	<0.0050	<0.0020	<0.0050	<0.010	<0.050	<0.0050	<0.0050	<0.050	<0.050	<0.0050	<0.010	<0.0050	<0.0050	<0.0050	<0.0050	<0.0050	<0.0020	<0.0050	<0.0050	<0.0050	<0.0050	<0.0050	<0.0050	<0.0050	<0.0050	<0.0050	<0.0050	<0.0050	<0.0020	<0.0020	<0.50
C00106	---	5/28/2015	<0.0050	<0.0050	<0.0050	<0.0050	<0.0050	<0.0020	<0.0050	<0.010	<0.050	<0.0050	<0.0050	<0.050	<0.050	<0.0050	<0.010	<0.0050	<0.0050	<0.0050	<0.0050	<0.0050	<0.0020	<0.0050	<0.0050	<0.0050	<0.0050	<0.0050	<0.0050	<0.0050	<0.0050	<0.0050	<0.0050	<0.0050	<0.0020	<0.0020	<0.50
C00107	---	5/28/2015	<0.0050	<0.0050	<0.0050	<0.0050	<0.0050	<0.0020	<0.0050	<0.010	<0.050	<0.0050	<0.0050	<0.050	<0.050	<0.0050	<0.010	<0.0050	<0.0050	<0.0050	<0.0050	<0.0050	<0.0020	<0.0050	<0.0050	<0.0050	<0.0050	<0.0050	<0.0050	<0.0050	<0.0050	<0.0050	<0.0050	<0.0050	<0.0020	<0.0020	<0.50
C00108	---	5/28/2015	<0.0050	<0.0050	<0.0050	<0.0050	<0.0050	<0.0020	<0.0050	<0.010	<0.050	<0.0050	<0.0050	<0.050	<0.050	<0.0050	<0.010	<0.0050	<0.0050	<0.0050	<0.0050	<0.0050	<0.0020	<0.0050	<0.0050	<0.0050	<0.0050	<0.0050	<0.0050	<0.0050	<0.0050	<0.0050	<0.0050	<0.0050	<0.0020	<0.0020	<0.50
C00109	---	5/28/2015	<0.0050	<0.0050	<0.0050	<0.0050	<0.0050	<0.0020	<0.0050	<0.010	<0.050	<0.0050	<0.0050	<0.050	<0.050	<0.0050	<0.010	<0.0050	<0.0050	<0.0050	<0.0050	<0.0050	<0.0020	<0.0050	<0.0050	<0.0050	<0.0050	<0.0050	<0.0050	<0.0050	<0.0050	<0.0050	<0.0050	<0.0050	<0.0020	<0.0020	<0.50
C00110	---	5/28/2015	<0.0050	<0.0050	<0.0050	<0.0050	<0.0050	<0.0020	<0.0050	<0.010	<0.050	<0.0050	<0.0050	<0.050	<0.050	<0.0050	<0.010	<0.0050	<0.0050	<0.0050	<0.0050	<0.0050	<0.0020	<0.0050	<0.0050	<0.0050	<0.0050	<0.0050	<0.0050	<0.0050	<0.0050	<0.0050	<0.0050	<0.0050	<0.0020	<0.0020	<0.50
C00111	---	5/28/2015	<0.0050	<0.0050	<0.0050	<0.0050	<0.0050	<0.0020	<0.0050	<0.010	<0.050	<0.0050	<0.0050	<0.050	<0.050	<0.0050	<0.010	<0.0050	<0.0050	<0.0050	<0.0050	<0.0050	<0.0020	<0.0050	<0.0050	<0.0050	<0.0050	<0.0050	<0.0050	<0.0050	<0.0050	<0.0050	<0.0050	<0.0050	<0.0020	<0.0020	<0.50
C00112	---	5/28/2015	<0.0050	<0.0050	<0.0050	<0.0050	<0.0050	<0.0020	<0.0050	<0.010	<0.050	<0.0050	<0.0050	<0.050	<0.050	<0.0050	<0.010	<0.0050	<0.0050	<0.0050	<0.0050	<0.0050	<0.0020	<0.0050	<0.0050	<0.0050	<0.0050	<0.0050	<0.0050	<0.0050	<0.0050	<0.0050	<0.0050	<0.0050	<0.0020	<0.0020	<0.50
C00113	---	5/28/2015	<0.0050	<0.0050	<0.0050	<0.0050	<0.0050	<0.0020	<0.0050	<0.010	<0.050	<0.0050	<0.0050	<0.050	<0.050	<0.0050	<0.010	<0.0050	<0.0050	<0.0050	<0.0050	<0.0050	<0.0020	<0.0050	<0.0050	<0.0050	<0.0050	<0.0050	<0.0050	<0.0050	<0.0050	<0.0050	<0.0050	<0.0050	<0.0020	<0.0020	<0.50
C00114	---	5/28/2015	<0.0050	<0.0050	<0.0050	<0.0050	<0.0050	<0.0020	<0.0050	<0.010	<0.050	<0.0050	<0.0050	<0.050	<0.050	<0.0050	<0.010	<0.0050	<0.0050	<0.0050	<0.0050	<0.0050	<0.0020	<0.0050	<0.0050	<0.0050	<0.0050	<0.0050	<0.0050	<0.0050	<0.0050	<0.0050	<0.0050	<0.0050	<0.0020	<0.0020	<0.50
C00115	---	5/28/2015	<0.0050	<0.0050	<0.0050	<0.0050	<0.0050	<0.0020	<0.0050	<0.010	<0.050	<0.0050	<0.0050	<0.050	<0.050	<0.0050	<0.010	<0.0050	<0.0050	<0.0050	<0.0050	<0.0050	<0.0020	<0.0050	<0.0050	<0.0050	<0.0050	<0.0050	<0.0050	<0.0050	<0.0050	<0.0050	<0.0050	<0.0050	<0.0020	<0.0020	<0.50
C00116	---	5/28/2015	<0.0050	<0.0050	<0.0050	<0.0050	<0.0050	<0.0020	<0.0050	<0.010	<0.050	<0.0050	<0.0050	<0.050	<0.050	<0.0050	<0.010	<0.0050	<0.0050	<0.0050	<0.0050	<0.0050	<0.0020	<0.0050	<0.0050	<0.0050	<0.0050	<0.0050	<0.0050	<0.0050	<0.0050	<0.0050	<0.0050	<0.0050	<0.0020	<0.0020	<0.50
C00117	---	5/28/2015	<0.0050	<0.0050	<0.0050	<0.0050	<0.0050	<0.0020	<0.0050	<0.010	<0.050	<0.0050	<0.0050	<0.050	<0.050	<0.0050	<0.010	<0.0050	<0.0050	<0.0050	<0.0050	<0.0050	<0.0020	<0.0050	<0.0050	<0.0050	<0.0050	<0.0050	<0.0050	<0.0050	<0.0050	<0.0050	<0.0050	<0.0050	<0.0020	<0.0020	<0.50
C00118	---	5/28/2015	<0.0050	<0.0050	<0.0050	<0.0050	<0.0050	<0.0020	<0.0050	<0.010	<0.050	<0.0050	<0.0050	<0.050	<0.050	<0.0050	<0.010	<0.0050	<0.0050	<0.0050	<0.0050	<0.0050	<0.0020	<0.0050	<0.0050	<0.0050	<0.0050	<0.0050	<0.0050	<0.0050	<0.0050	<0.0050	<0.0050	<0.0050	<0.0020	<0.0020	<0.50
C00119	---	5/28/2015	<0.0050	<0.0050	<0.0050	<0.0050	<0.0050	<0.0020	<0.0050	<0.010	<0.050	<0.0050	<0.0050	<0.050	<0.050	<0.0050	<0.010	<0.0050	<0.0050	<0.0050	<0.0050	<0.0050	<0.0020	<0.0050	<0.0050	<0.0050	<0.0050	<0.0050	<0.0050	<0.0050	<0.0050	<0.0050	<0.0050	<0.0050	<0.0020	<0.0020	<0.50
C00120	---	5/28/2015	<0.0050	<0.0050	<0.0050	<0.0050	<0.0050	<0.0020	<0.0050	<0.010	<0.050	<0.0050	<0.0050	<0.050	<0.050	<0.0050	<0.010	<0.0050	<0.0050	<0.0050	<0.0050	<0.0050	<0.0020	<0.0050	<0.0050	<0.0050	<0.0050	<0.0050	<0.0050	<0.0050	<0.0050	<0.0050	<0.0050	<0.0050	<0.0020	<0.0020	<0.50
C00209	---	6/2/2015	<0.0050	<0.0050	<0.0050	<0.0050	<0.0050	<0.0020	<0.0050	<0.010	<0.050	<0.0050	<0.0050	<0.050	<0.050	<0.0050	<0.010	<0.0050	<0.0050	<0.0050	<0.0050	<0.0050	<0.0020	<0.0050	<0.0050	<0.0050	<0.0050	<0.0050	<0.0050	<0.0050	<0.0050	<0.0050	<0.0050	<0.0050	<0.0020	<0.0020	<0.50
C00210	---	6/2/2015	<0.0050	<0.0050	<0.0050	<0.0050	<0.0050	<0.0020	<0.0050	<0.010	<0.050	<0.0050	<0.0050	<0.050	<0.050	<0.0050	<0.010	<0.0050	<0.0050	<0.0050	<0.0050	<0.0050	<0.0020	<0.0050	<0.0050	<0.0050	<0.0050	<0.0050	<0.0050	<0.0050	<0.0050	<0.0050	<0.0050	<0.0050	<0.0020	<0.0020	<0.50
C00211	---	6/2/2015	<0.0050	<0.0050	<0.0050	<0.0050	<0.0050	<0.0020	<0.0050	<0.010	<0.050	<0.0050	<0.0050	<0.050	<0.050	<0.0050	<0.010	<0.0050	<0.0050	<0.0050	<0.0050	<0.0050	<0.0020	<0.0050	<0.0050	<0.0050	<0.0050	<0.0050	<0.0050	<0.0050	<0.0050	<0.0050	<0.0050	<0.0050	<0.0020	<0.0020	<0.50
C00212	---	6/2/2015	<0.0050	<0.0050	<0.0050	<0.0050	<0.0050	<0.0020	<0.0050	<0.010	<0.050	<0.0050	<0.0050	<0.050	<0.050	<0.0050	<0.010	<0.0050	<0.0050	<0.0050	<0.0050	<0.0050	<0.0020	<0.0050	<0.0050	<0.0050	<0.0050	<0.0050	<0.0050	<0.0050	<0.0050	<0.0050	<0.0050	<0.0050	<0.0020	<0.0020	<0.50
C00213	---	6/2/2015	<0.0050	<0.0050	<0.0050	<0.0050	<0.0050	<0.0020	<0.0050	<0.010	<0.050	<0.0050	<0.0050	<0.050	<0.050	<0.0050	<0.010	<0.0050	<0.0050	<0.0050	<0.0050	<0.0050	<0.0020	<0.0050	<0.0050	<0.0050	<0.0050	<0.0050	<0.0050	<0.0050	<0.0050	<0.0050	<0.0050	<0.0050	<0.0020	<0.0020	<0.50
C00214	---	6/2/2015	<0.0050	<0.0050	<0.0050	<0.0050	<0.0050	<0.0020	<0.0050	<0.010	<0.050	<0.0050	<0.0050	<0.050	<0.050	<0.0050	<0.010	<0.0050	<0.0050	<0.0050	<0.0050	<0.0050	<0.0020	<0.0050	<0.0050	<0.0050	<0.0050	<0.0050	<0.0050	<0.0050	<0.0050	<0.0050	<0.0050	<0.0050	<0.0020	<0.0020	<0.50
C00215	---	6/2/2015	<0.0050	<0.0050	<0.0050	<0.0050	<0.0050	<0.0020	<0.0050	<0.010	<0.050	<0.0050	<0.0050	<0.050	<0.050	<0.0050	<0.010	<0.0050	<0.0050	<0.0050	<0.0050	<0.0050	<0.0020	<0.0050	<0.0050	<0.0050	<0.0050	<0.0050	<0.0050	<0.0050	<0.0050	<0.0050	<0.0050	<0.0050	<0.0020	<0.0020	<0.50
C00216	---	6/2/2015	<0.0050	<0.0050	<0.0050	<0.0050	<0.0050	<0.0020	<0.0050	<0.010	<0.050	<0.0050	<0.0050	<0.050	<0.050	<0.0050	<0.010	<0.0050	<0.0050	<0.0050	<0.0050	<0.0050	<0.0020	<0.0050	<0.0050	<0.0050	<0.0050	<0.0050	<0.0050	<0.0050	<0.0050	<0.0050	<0.0050	<0.0050	<0.0020	<0.0020	<0.50
C00217	---	6/2/2015	<0.0050	<0.0050	<0.0050	<0.0050	<0.0050	<0.0020	<0.0050	<0.010	<0.050	<0.0050	<0.0050	<0.050	<0.050	<0.0050	<0.010	<0.0050	<0.0050	<0.0050	<0.0050	<0.0050	<0.0020	<0.0050	<0.0050	<0.0050	<0.0050	<0.0050	<0.0050	<0.0050	<0.0050	<0.0050	<0.0050	<0.0050	<0.0020	<0.0020	<0.50
C00218	---	6/2/2015	<0.0050	<0.0050	<0.0050	<0.0050	<0.0050	<0.0020	<0.0050	<0.010	<0.050	<0.0050	<0.0050	<0.050	<0.050	<0.0050	<0.010	<0.0050	<0.0050	<0.0050	<0.0050	<0.0050	<0.0020	<0.0050	<0.0050	<0.0050	<0.0050	<0.0050	<0.0050	<0.0050	<0.0050	<0.0050	<0.0050	<0.0050	<0.0020	<0.0020	<0.50
C00219	---	6/2/2015	<0.0050	<0.0050	<0.0050	<0.0050	<0.0050	<0.0020	<0.0050	<0.010	<0.050	<0.0050	<0.0050	<0.050	<0.050	<0.0050	<0.010	<0.0050	<0.0050	<0.0050	<0.0050	<0.0050	<0.0020	<0.0050	<0.0050	<0.0050	<0.0050	<0.0050	<0.0050	<0.0050	<0.0050	<0.0050	<0.0050	<0.0050	<0.0020	<0.0020	<0.50
C00220	---	6/2/2015	<0.0050	<0.0050	<0.0050	<0.0050	<0.0050	<0.0020	<0.0050	<0.010	<0.050	<0.0050	<0.0050	<0.050	<0.050	<0.0050	<0.010	<0.0050	<0.0050	<0.0050	<0.0050	**0.0022**	<0.0020	<0.0050	<0.0050	<0.0050	<0.0050	<0.0050	<0.0050	<0.0050	<0.0050	<0.0050	<0.0050	<0.0050	<0.0020	<0.0020	<0.50
C00221	---	6/2/2015	<0.0050	<0.0050	<0.0050	<0.0050	<0.0050	<0.0020	<0.0050	<0.010	<0.050	<0.0050	<0.0050	<0.050	<0.050	<0.0050	<0.010	<0.0050	<0.0050	<0.0050	<0.0050	<0.0050	<0.0020	<0.0050	<0.0050	<0.0050	<0.0050	<0.0050	<0.0050	<0.0050	<0.0050	<0.0050	<0.0050	<0.0050	<0.0020	<0.0020	<0.50
C00222	---	6/2/2015	<0.0050	<0.0050	<0.0050	<0.0050	<0.0050	<0.0020	<0.0050	<0.010	<0.050	<0.0050	<0.0050	<0.050	<0.050	<0.0050	<0.010	<0.0050	<0.0050	<0.0050	<0.0050	**0.0024**	<0.0020	<0.0050	<0.0050	<0.0050	<0.0050	<0.0050	<0.0050	<0.0050	<0.0050	<0.0050	<0.0050	<0.0050	<0.0020	<0.0020	<0.50
C00223	---	6/2/2015	<0.0050	<0.0050	<0.0050	<0.0050	<0.0050	<0.0020	<0.0050	<0.010	<0.050	<0.0050	<0.0050	<0.050	<0.050	<0.0050	<0.010	<0.0050	<0.0050	<0.0050	<0.0050	**0.0025**	<0.0020	<0.0050	<0.0050	<0.0050	<0.0050	<0.0050	<0.0050	<0.0050	<0.0050	<0.0050	<0.0050	<0.0050	<0.0020	**0.0020**	<0.50
C00224	---	6/2/2015	<0.0050	<0.0050	<0.0050	<0.0050	<0.0050	<0.0020	<0.0050	<0.010	<0.050	<0.0050	<0.0050	<0.050	<0.050	<0.0050	<0.010	<0.0050	<0.0050	<0.0050	<0.0050	**0.0022**	<0.0020	<0.0050	<0.0050	<0.0050	<0.0050	<0.0050	<0.0050	<0.0050	<0.0050	<0.0050	<0.0050	<0.0050	<0.0020	<0.0020	<0.50
C00225	---	6/2/2015	<0.0050	<0.0050	<0.0050	<0.0050	<0.0050	<0.0020	<0.0050	<0.010	<0.050	<0.0050	<0.0050	<0.050	<0.050	<0.0050	<0.010	<0.0050	<0.0050	<0.0050	<0.0050	<0.0050	<0.0020	<0.0050	<0.0050	<0.0050	<0.0050	<0.0050	<0.0050	<0.0050	<0.0050	<0.0050	<0.0050	<0.0050	<0.0020	<0.0020	<0.50
C00226	---	6/2/2015	<0.0050	<0.0050	<0.0050	<0.0050	<0.0050	<0.0020	<0.0050	<0.010	<0.050	<0.0050	<0.0050	<0.050	<0.050	<0.0050	<0.010	<0.0050	<0.0050	<0.0050	<0.0050	<0.0050	<0.0020	<0.0050	<0.0050	<0.0050	<0.0050	<0.0050	<0.0050	<0.0050	<0.0050	<0.0050	<0.0050	<0.0050	<0.0020	<0.0020	<0.50
C00227	---	6/2/2015	<0.0050	<0.0050	<0.0050	<0.0050	<0.0050	<0.0020	<0.0050	<0.010	<0.050	<0.0050	<0.0050	<0.050	<0.050	<0.0050	<0.010	<0.0050	<0.0050	<0.0050	<0.0050	<0.0050	<0.0020	<0.0050	<0.0050	<0.0050	<0.0050	<0.0050	<0.0050	<0.0050	<0.0050	<0.0050	<0.0050	<0.0050	<0.0020	<0.0020	<0.50
C00228	---	6/2/2015	<0.0050	<0.0050	<0.0050	<0.0050	<0.0050	<0.0020	<0.0050	<0.010	<0.050	<0.0050	<0.0050	<0.050	<0.050	<0.0050	<0.010	<0.0050	<0.0050	<0.0050	<0.0050	<0.0050	<0.0020	<0.0050	<0.0050	<0.0050	<0.0050	<0.0050	<0.0050	<0.0050	<0.0050	<0.0050	<0.0050	<0.0050	<0.0020	<0.0020	<0.50
C00229	---	6/2/2015	<0.0050	<0.0050	<0.0050	<0.0050	<0.0050	<0.0020	<0.0050	<0.010	<0.050	<0.0050	<0.0050	<0.050	<0.050	<0.0050	<0.010	<0.0050	<0.0050	<0.0050	<0.0050	<0.0050	<0.0020	<0.0050	<0.0050	<0.0050	<0.0050	<0.0050	<0.0050	<0.0050	<0.0050	<0.0050	<0.0050	<0.0050	<0.0020	<0.0020	<0.50
C00230	---	6/2/2015	<0.0050	<0.0050	<0.0050	<0.0050	<0.0050	<0.0020	<0.0050	<0.010	<0.050	<0.0050	<0.0050	<0.050	<0.050	<0.0050	<0.010	<0.0050	<0.0050	<0.0050	<0.0050	<0.0050	<0.0020	<0.0050	<0.0050	<0.0050	<0.0050	<0.0050	<0.0050	<0.0050	<0.0050	<0.0050	<0.0050	<0.0050	<0.0020	<0.0020	<0.50
C00231	---	6/2/2015	<0.0050	<0.0050	<0.0050	<0.0050	<0.0050	<0.0020	<0.0050	<0.010	<0.050	<0.0050	<0.0050	<0.050	<0.050	<0.0050	<0.010	<0.0050	<0.0050	<0.0050	<0.0050	<0.0050	<0.0020	<0.0050	<0.0050	<0.0050	<0.0050	<0.0050	<0.0050	<0.0050	<0.0050	<0.0050	<0.0050	<0.0050	<0.0020	<0.0020	<0.50
C00232	---	6/2/2015	<0.0050	<0.0050	<0.0050	<0.0050	<0.0050	<0.0020	<0.0050	<0.010	<0.050	<0.0050	<0.0050	<0.050	<0.050	<0.0050	<0.010	<0.0050	<0.0050	<0.0050	<0.0050	<0.0050	<0.0020	<0.0050	<0.0050	<0.0050	<0.0050	<0.0050	<0.0050	<0.0050	<0.0050	<0.0050	<0.0050	<0.0050	<0.0020	<0.0020	<0.50
C00233	---	6/2/2015	<0.0050	<0.0050	<0.0050	<0.0050	<0.0050	<0.0020	<0.0050	<0.010	<0.050	<0.0050	<0.0050	<0.050	<0.050	<0.0050	<0.010	<0.0050	<0.0050	<0.0050	<0.0050	**0.0022**	<0.0020	<0.0050	<0.0050	<0.0050	<0.0050	<0.0050	<0.0050	<0.0050	<0.0050	<0.0050	<0.0050	<0.0050	<0.0020	<0.0020	<0.50
C00234	---	6/2/2015	<0.0050	<0.0050	<0.0050	<0.0050	<0.0050	<0.0020	<0.0050	<0.010	<0.050	<0.0050	<0.0050	<0.050	<0.050	<0.0050	<0.010	<0.0050	<0.0050	<0.0050	<0.0050	<0.0050	<0.0020	<0.0050	<0.0050	<0.0050	<0.0050	<0.0050	<0.0050	<0.0050	<0.0050	<0.0050	<0.0050	<0.0050	<0.0020	**0.0020**	<0.50
C00235	---	6/2/2015	<0.0050	<0.0050	<0.0050	<0.0050	<0.0050	<0.0020	<0.0050	<0.010	<0.050	<0.0050	<0.0050	<0.050	<0.050	<0.0050	<0.010	<0.0050	<0.0050	<0.0050	<0.0050	<0.0050	<0.0020	<0.0050	<0.0050	<0.0050	<0.0050	<0.0050	<0.0050	<0.0050	<0.0050	<0.0050	<0.0050	<0.0050	<0.0020	**0.0020**	<0.50
C00236	---	6/2/2015	<0.0050	<0.0050	<0.0050	<0.0050	<0.0050	<0.0020	<0.0050	<0.010	<0.050	<0.0050	<0.0050	<0.050	<0.050	<0.0050	<0.010	<0.0050	<0.0050	<0.0050	<0.0050	**0.0020**	<0.0050	<0.0050	<0.0050	<0.0050	<0.0050	<0.0050	<0.0050	<0.0050	<0.0050	<0.0050	<0.0050	<0.0050	<0.0020	**0.0022**	<0.50
C00237	---	6/2/2015	<0.0050	<0.0050	<0.0050	<0.0050	<0.0050	<0.0020	<0.0050	<0.010	<0.050	<0.0050	<0.0050	<0.050	<0.050	<0.0050	<0.010	<0.0050	<0.0050	<0.0050	<0.0050	**0.0031**	<0.0050	<0.0050	<0.0050	<0.0050	<0.0050	<0.0050	<0.0050	<0.0050	<0.0050	<0.0050	<0.0050	<0.0050	<0.0020	**0.0034**	<0.50
C00238	---	6/2/2015	<0.0050	<0.0050	<0.0050	<0.0050	<0.0050	<0.0020	<0.0050	<0.010	<0.050	<0.0050	<0.0050	<0.050	<0.050	<0.0050	<0.010	<0.0050	<0.0050	<0.0050	<0.0050	**0.0022**	<0.0050	<0.0050	<0.0050	<0.0050	<0.0050	<0.0050	<0.0050	<0.0050	<0.0050	<0.0050	<0.0050	<0.0050	<0.0020	**0.0020**	<0.50
C00239	---	6/2/2015	<0.0050	<0.0050	<0.0050	<0.0050	<0.0050	<0.0020	<0.0050	<0.010	<0.050	<0.0050	<0.0050	<0.050	<0.050	<0.0050	<0.010	<0.0050	<0.0050	<0.0050	<0.0050	<0.0050	<0.0020	<0.0050	<0.0050	<0.0050	<0.0050	<0.0050	<0.0050	<0.0050	<0.0050	<0.0050	<0.0050	<0.0050	<0.0020	<0.0020	<0.50
C00240	---	6/2/2015	<0.0050	<0.0050	<0.0050	<0.0050	<0.0050	<0.0020	<0.0050	<0.010	<0.050	<0.0050	<0.0050	<0.050	<0.050	<0.0050	<0.010	<0.0050	<0.0050	<0.0050	<0.0050	<0.0050	<0.0020	<0.0050	<0.0050	<0.0050	<0.0050	<0.0050	<0.0050	<0.0050	<0.0050	<0.0050	<0.0050	<0.0050	<0.0020	<0.0020	<0.50
CS-12-212A-JD *	---	7/1/2015	<0.0050	<0.0050	<0.0050	<0.0050	<0.0050	<0.0020	<0.0050	<0.010	<0.050	<0.0050	<0.0050	<0.050	<0.050	<0.0050	<0.010	<0.0050	<0.0050	<0.0050	<0.0050	**0.0021**	<0.0050	<0.0050	<0.0050	<0.0050	<0.0050	<0.0050	<0.0050	<0.0050	<0.0050	<0.0050	<0.0050	<0.0050	<0.0020	<0.0020	<0.50
CS-12-213-JD *	---	7/1/2015	<0.0050	<0.0050	<0.0050	<0.0050	<0.0050	<0.0020	<0.0050	<0.010	<0.050	<0.0050	<0.0050	<0.050	<0.050	<0.0050	<0.010	<0.0050	<0.0050	<0.0050	<0.0050	<0.0050	<0.0020	<0.0050	<0.0050	<0.0050	<0.0050	<0.0050	<0.0050	<0.0050	<0.0050	<0.0050	<0.0050	<0.0050	<0.0020	<0.0020	<0.50
CS-12-215A-JD *	---	7/1/2015	<0.0050	<0.0050	<0.0050	<0.0050	<0.0050	<0.0020	<0.0050	<0.010	<0.050	<0.0050	<0.0050	<0.050	<0.050	<0.0050	<0.010	<0.0050	<0.0050	<0.0050	<0.0050	<0.0050	<0.0020	<0.0050	<0.0050	<0.0050	<0.0050	<0.0050	<0.0050	<0.0050	<0.0050	<0.0050	<0.0050	<0.0050	<0.0020	<0.0020	<0.50
CS-12-218A-JD *	---	7/1/2015	<0.0050	<0.0050	<0.0050	<0.0050	<0.0050	<0.0020	<0.0050	<0.010	<0.050	<0.0050	<0.0050	<0.050	<0.050	<0.0050	<0.010	<0.0050	<0.0050	<0.0050	<0.0050	<0.0050	<0.0020	<0.0050	<0.0050	<0.0050	<0.0050	<0.0050	<0.0050	<0.0050	<0.0050	<0.0050	<0.0050	<0.0050	<0.0020	<0.0020	<0.50
CS-12-223A-JD *	---	7/1/2015	<0.0050	<0.0050	<0.0050	<0.0050	<0.0050	<0.0020	<0.0050	<0.010	<0.050	<0.0050

TABLE A-2
ANALYTICAL RESULTS FOR VOCs IN SOIL (0 TO 10 FEET BGS)
Defense Fuel Support Point Norwalk
15306 Norwalk Boulevard, Norwalk, California

Sample ID	Sample Depth	Date Sampled	Acetone (mg/kg)	tert-Amyl Methyl Ether (TAME) (mg/kg)	Benzene (mg/kg)	Bromobenzene (mg/kg)	Bromochloromethane (mg/kg)	Bromodichloromethane (mg/kg)	Bromoform (mg/kg)	Bromomethane (mg/kg)	2-Butanone (MEK) (mg/kg)	tert-Butyl alcohol (TBA) (mg/kg)	sec-Butylbenzene (mg/kg)	tert-Butylbenzene (mg/kg)	n-Butylbenzene (mg/kg)	Carbon Disulfide (mg/kg)	Carbon Tetrachloride (mg/kg)	Chlorobenzene (mg/kg)	Chloroethane (mg/kg)	Chloroform (mg/kg)	Chloromethane (mg/kg)	2-Chlorotoluene (mg/kg)	4-Chlorotoluene (mg/kg)	1,2-Dibromo-3-chloropropane (mg/kg)	Dibromochloromethane (mg/kg)	1,2-Dibromoethane (EDB) (mg/kg)	Dibromomethane (mg/kg)	1,2-Dichlorobenzene (mg/kg)	1,3-Dichlorobenzene (mg/kg)	1,4-Dichlorobenzene (mg/kg)	Dichlorodifluoromethane (R12) (mg/kg)	1,1-Dichloroethane (mg/kg)	1,2-Dichloroethane (EDC) (mg/kg)	trans-1,2-Dichloroethylene (mg/kg)	cis-1,2-Dichloroethylene (mg/kg)	1,1-Dichloroethylene (mg/kg)	1,2-Dichloropropane (mg/kg)	1,3-Dichloropropane (mg/kg)
RWQCB Site-Specific Soil Cleanup Goal (0.5 ft below ground surface)			**0.994**	**0.005**	**0.013**	**0.005**	**0.005**	**0.005**	**0.005**	**0.005**	**0.05**	**0.02**	**2.22**	**1.78**	**3.4**	**0.046**	**0.005**	**0.005**	**0.005**	**0.005**	**0.005**	**0.005**	**0.005**	**0.01**	**0.005**	**0.005**	**0.005**	**0.005**	**0.005**	**0.005**	**0.005**	**0.005**	**0.005**	**0.005**	**0.005**	**0.005**	**0.005**	**0.005**
RWQCB Site-Specific Soil Cleanup Goal (5 ft below ground surface)			**1.28**	**0.005**	**0.011**	**0.005**	**0.005**	**0.005**	**0.005**	**0.005**	**0.05**	**0.02**	**0.129**	**0.11**	**0.179**	**0.023**	**0.005**	**0.005**	**0.005**	**0.005**	**0.005**	**0.005**	**0.005**	**0.01**	**0.005**	**0.005**	**0.005**	**0.005**	**0.005**	**0.005**	**0.005**	**0.005**	**0.005**	**0.005**	**0.005**	**0.005**	**0.005**	**0.005**
CS-12-233-JD *	---	7/1/2015	<0.050	<0.0050	<0.010	<0.0050	<0.0050	<0.0050	<0.0050	<0.0050	<0.050	<0.020	<0.0050	<0.0050	<0.0050	<0.0050	<0.0050	<0.0050	<0.0050	<0.0050	<0.0050	<0.0050	<0.0050	<0.010	<0.0050	<0.0050	<0.0050	<0.0050	<0.0050	<0.0050	<0.0050	<0.0050	<0.0050	<0.0050	<0.0050	<0.0050	<0.0050	<0.0050
CS-12-236A-L *	Lower	7/1/2015	<0.050	<0.0050	<0.010	<0.0050	<0.0050	<0.0050	<0.0050	<0.0050	<0.050	<0.020	<0.0050	<0.0050	<0.0050	<0.0050	<0.0050	<0.0050	<0.0050	<0.0050	<0.0050	<0.0050	<0.0050	<0.010	<0.0050	<0.0050	<0.0050	<0.0050	<0.0050	<0.0050	<0.0050	<0.0050	<0.0050	<0.0050	<0.0050	<0.0050	<0.0050	<0.0050
CS-12-236A-M *	Middle	7/1/2015	<0.050	<0.0050	<0.010	<0.0050	<0.0050	<0.0050	<0.0050	<0.0050	<0.050	<0.020	<0.0050	<0.0050	<0.0050	<0.0050	<0.0050	<0.0050	<0.0050	<0.0050	<0.0050	<0.0050	<0.0050	<0.010	<0.0050	<0.0050	<0.0050	<0.0050	<0.0050	<0.0050	<0.0050	<0.0050	<0.0050	<0.0050	<0.0050	<0.0050	<0.0050	<0.0050
CS-12-238A-L *	Lower	7/1/2015	<0.050	<0.0050	<0.010	<0.0050	<0.0050	<0.0050	<0.0050	<0.0050	<0.050	<0.020	<0.0050	<0.0050	<0.0050	<0.0050	<0.0050	<0.0050	<0.0050	<0.0050	<0.0050	<0.0050	<0.0050	<0.010	<0.0050	<0.0050	<0.0050	<0.0050	<0.0050	<0.0050	<0.0050	<0.0050	<0.0050	<0.0050	<0.0050	<0.0050	<0.0050	<0.0050
CS-12-238A-M *	Middle	7/1/2015	<0.050	<0.0050	<0.010	<0.0050	<0.0050	<0.0050	<0.0050	<0.0050	<0.050	<0.020	<0.0050	<0.0050	<0.0050	<0.0050	<0.0050	<0.0050	<0.0050	<0.0050	<0.0050	<0.0050	<0.0050	<0.010	<0.0050	<0.0050	<0.0050	<0.0050	<0.0050	<0.0050	<0.0050	<0.0050	<0.0050	<0.0050	<0.0050	<0.0050	<0.0050	<0.0050
CS-12-240A-JD *	---	7/1/2015	<0.050	<0.0050	<0.010	<0.0050	<0.0050	<0.0050	<0.0050	<0.0050	<0.050	<0.020	<0.0050	<0.0050	<0.0050	<0.0050	<0.0050	<0.0050	<0.0050	<0.0050	<0.0050	<0.0050	<0.0050	<0.010	<0.0050	<0.0050	<0.0050	<0.0050	<0.0050	<0.0050	<0.0050	<0.0050	<0.0050	<0.0050	<0.0050	<0.0050	<0.0050	<0.0050
C00150	---	6/1/2015	<0.050	<0.0050	<0.0020	<0.0050	<0.0050	<0.0050	<0.0050	<0.0050	<0.050	<0.020	<0.0050	<0.0050	<0.0050	<0.0050	<0.0050	<0.0050	<0.0050	<0.0050	<0.0050	<0.0050	<0.0050	<0.010	<0.0050	<0.0050	<0.0050	<0.0050	<0.0050	<0.0050	<0.0050	<0.0050	<0.0050	<0.0050	<0.0050	<0.0050	<0.0050	<0.0050
C00151	---	6/1/2015	<0.050	<0.0050	<0.0020	<0.0050	<0.0050	<0.0050	<0.0050	<0.0050	<0.050	<0.020	<0.0050	<0.0050	<0.0050	<0.0050	<0.0050	<0.0050	<0.0050	<0.0050	<0.0050	<0.0050	<0.0050	<0.010	<0.0050	<0.0050	<0.0050	<0.0050	<0.0050	<0.0050	<0.0050	<0.0050	<0.0050	<0.0050	<0.0050	<0.0050	<0.0050	<0.0050
C00152	---	6/1/2015	<0.050	<0.0050	<0.0020	<0.0050	<0.0050	<0.0050	<0.0050	<0.0050	<0.050	<0.020	<0.0050	<0.0050	<0.0050	<0.0050	<0.0050	<0.0050	<0.0050	<0.0050	<0.0050	<0.0050	<0.0050	<0.010	<0.0050	<0.0050	<0.0050	<0.0050	<0.0050	<0.0050	<0.0050	<0.0050	<0.0050	<0.0050	<0.0050	<0.0050	<0.0050	<0.0050
C00153	---	6/1/2015	<0.050	<0.0050	<0.0020	<0.0050	<0.0050	<0.0050	<0.0050	<0.0050	<0.050	<0.020	<0.0050	<0.0050	<0.0050	<0.0050	<0.0050	<0.0050	<0.0050	<0.0050	<0.0050	<0.0050	<0.0050	<0.010	<0.0050	<0.0050	<0.0050	<0.0050	<0.0050	<0.0050	<0.0050	<0.0050	<0.0050	<0.0050	<0.0050	<0.0050	<0.0050	<0.0050
C00154	---	6/1/2015	<0.050	<0.0050	<0.0020	<0.0050	<0.0050	<0.0050	<0.0050	<0.0050	<0.050	<0.020	<0.0050	<0.0050	<0.0050	<0.0050	<0.0050	<0.0050	<0.0050	<0.0050	<0.0050	<0.0050	<0.0050	<0.010	<0.0050	<0.0050	<0.0050	<0.0050	<0.0050	<0.0050	<0.0050	<0.0050	<0.0050	<0.0050	<0.0050	<0.0050	<0.0050	<0.0050
C00155	---	6/1/2015	<0.050	<0.0050	<0.0020	<0.0050	<0.0050	<0.0050	<0.0050	<0.0050	<0.050	<0.020	<0.0050	<0.0050	<0.0050	<0.0050	<0.0050	<0.0050	<0.0050	<0.0050	<0.0050	<0.0050	<0.0050	<0.010	<0.0050	<0.0050	<0.0050	<0.0050	<0.0050	<0.0050	<0.0050	<0.0050	<0.0050	<0.0050	<0.0050	<0.0050	<0.0050	<0.0050
C00156	---	6/1/2015	<0.050	<0.0050	<0.0020	<0.0050	<0.0050	<0.0050	<0.0050	<0.0050	<0.050	<0.020	<0.0050	<0.0050	<0.0050	<0.0050	<0.0050	<0.0050	<0.0050	<0.0050	<0.0050	<0.0050	<0.0050	<0.010	<0.0050	<0.0050	<0.0050	<0.0050	<0.0050	<0.0050	<0.0050	<0.0050	<0.0050	<0.0050	<0.0050	<0.0050	<0.0050	<0.0050
C00157	---	6/1/2015	<0.050	<0.0050	<0.0020	<0.0050	<0.0050	<0.0050	<0.0050	<0.0050	<0.050	<0.020	<0.0050	<0.0050	<0.0050	<0.0050	<0.0050	<0.0050	<0.0050	<0.0050	<0.0050	<0.0050	<0.0050	<0.010	<0.0050	<0.0050	<0.0050	<0.0050	<0.0050	<0.0050	<0.0050	<0.0050	<0.0050	<0.0050	<0.0050	<0.0050	<0.0050	<0.0050
C00158	---	6/1/2015	<0.050	<0.0050	<0.0020	<0.0050	<0.0050	<0.0050	<0.0050	<0.0050	<0.050	<0.020	<0.0050	<0.0050	<0.0050	<0.0050	<0.0050	<0.0050	<0.0050	<0.0050	<0.0050	<0.0050	<0.0050	<0.010	<0.0050	<0.0050	<0.0050	<0.0050	<0.0050	<0.0050	<0.0050	<0.0050	<0.0050	<0.0050	<0.0050	<0.0050	<0.0050	<0.0050
C00159	---	6/1/2015	<0.050	<0.0050	<0.0020	<0.0050	<0.0050	<0.0050	<0.0050	<0.0050	<0.050	<0.020	<0.0050	<0.0050	<0.0050	<0.0050	<0.0050	<0.0050	<0.0050	<0.0050	<0.0050	<0.0050	<0.0050	<0.010	<0.0050	<0.0050	<0.0050	<0.0050	<0.0050	<0.0050	<0.0050	<0.0050	<0.0050	<0.0050	<0.0050	<0.0050	<0.0050	<0.0050
C00160	---	6/1/2015	<0.050	<0.0050	<0.0020	<0.0050	<0.0050	<0.0050	<0.0050	<0.0050	<0.050	<0.020	<0.0050	<0.0050	<0.0050	<0.0050	<0.0050	<0.0050	<0.0050	<0.0050	<0.0050	<0.0050	<0.0050	<0.010	<0.0050	<0.0050	<0.0050	<0.0050	<0.0050	<0.0050	<0.0050	<0.0050	<0.0050	<0.0050	<0.0050	<0.0050	<0.0050	<0.0050
C00161	---	6/1/2015	<0.050	<0.0050	<0.0020	<0.0050	<0.0050	<0.0050	<0.0050	<0.0050	<0.050	<0.020	<0.0050	<0.0050	<0.0050	<0.0050	<0.0050	<0.0050	<0.0050	<0.0050	<0.0050	<0.0050	<0.0050	<0.010	<0.0050	<0.0050	<0.0050	<0.0050	<0.0050	<0.0050	<0.0050	<0.0050	<0.0050	<0.0050	<0.0050	<0.0050	<0.0050	<0.0050
C00162	---	6/1/2015	<0.050	<0.0050	<0.0020	<0.0050	<0.0050	<0.0050	<0.0050	<0.0050	<0.050	<0.020	<0.0050	<0.0050	<0.0050	<0.0050	<0.0050	<0.0050	<0.0050	<0.0050	<0.0050	<0.0050	<0.0050	<0.010	<0.0050	<0.0050	<0.0050	<0.0050	<0.0050	<0.0050	<0.0050	<0.0050	<0.0050	<0.0050	<0.0050	<0.0050	<0.0050	<0.0050
C00163	---	6/1/2015	<0.050	<0.0050	<0.0020	<0.0050	<0.0050	<0.0050	<0.0050	<0.0050	<0.050	<0.020	<0.0050	<0.0050	<0.0050	<0.0050	<0.0050	<0.0050	<0.0050	<0.0050	<0.0050	<0.0050	<0.0050	<0.010	<0.0050	<0.0050	<0.0050	<0.0050	<0.0050	<0.0050	<0.0050	<0.0050	<0.0050	<0.0050	<0.0050	<0.0050	<0.0050	<0.0050
C00164	---	6/1/2015	<0.050	<0.0050	<0.0020	<0.0050	<0.0050	<0.0050	<0.0050	<0.0050	<0.050	<0.020	<0.0050	<0.0050	<0.0050	<0.0050	<0.0050	<0.0050	<0.0050	<0.0050	<0.0050	<0.0050	<0.0050	<0.010	<0.0050	<0.0050	<0.0050	<0.0050	<0.0050	<0.0050	<0.0050	<0.0050	<0.0050	<0.0050	<0.0050	<0.0050	<0.0050	<0.0050
C00165	---	6/1/2015	<0.050	<0.0050	<0.0020	<0.0050	<0.0050	<0.0050	<0.0050	<0.0050	<0.050	<0.020	<0.0050	<0.0050	<0.0050	<0.0050	<0.0050	<0.0050	<0.0050	<0.0050	<0.0050	<0.0050	<0.0050	<0.010	<0.0050	<0.0050	<0.0050	<0.0050	<0.0050	<0.0050	<0.0050	<0.0050	<0.0050	<0.0050	<0.0050	<0.0050	<0.0050	<0.0050
C00166	---	6/1/2015	<0.050	<0.0050	<0.0020	<0.0050	<0.0050	<0.0050	<0.0050	<0.0050	<0.050	<0.020	<0.0050	<0.0050	<0.0050	<0.0050	<0.0050	<0.0050	<0.0050	<0.0050	<0.0050	<0.0050	<0.0050	<0.010	<0.0050	<0.0050	<0.0050	<0.0050	<0.0050	<0.0050	<0.0050	<0.0050	<0.0050	<0.0050	<0.0050	<0.0050	<0.0050	<0.0050
C00167	---	6/1/2015	<0.050	<0.0050	<0.0020	<0.0050	<0.0050	<0.0050	<0.0050	<0.0050	<0.050	<0.020	<0.0050	<0.0050	<0.0050	<0.0050	<0.0050	<0.0050	<0.0050	<0.0050	<0.0050	<0.0050	<0.0050	<0.010	<0.0050	<0.0050	<0.0050	<0.0050	<0.0050	<0.0050	<0.0050	<0.0050	<0.0050	<0.0050	<0.0050	<0.0050	<0.0050	<0.0050
C00168	---	6/1/2015	<0.050	<0.0050	<0.0020	<0.0050	<0.0050	<0.0050	<0.0050	<0.0050	<0.050	<0.020	<0.0050	<0.0050	<0.0050	<0.0050	<0.0050	<0.0050	<0.0050	<0.0050	<0.0050	<0.0050	<0.0050	<0.010	<0.0050	<0.0050	<0.0050	<0.0050	<0.0050	<0.0050	<0.0050	<0.0050	<0.0050	<0.0050	<0.0050	<0.0050	<0.0050	<0.0050
C00169	---	6/1/2015	<0.050	<0.0050	<0.0020	<0.0050	<0.0050	<0.0050	<0.0050	<0.0050	<0.050	<0.020	<0.0050	<0.0050	<0.0050	<0.0050	<0.0050	<0.0050	<0.0050	<0.0050	<0.0050	<0.0050	<0.0050	<0.010	<0.0050	<0.0050	<0.0050	<0.0050	<0.0050	<0.0050	<0.0050	<0.0050	<0.0050	<0.0050	<0.0050	<0.0050	<0.0050	<0.0050
C00170	---	6/1/2015	<0.050	<0.0050	<0.0020	<0.0050	<0.0050	<0.0050	<0.0050	<0.0050	<0.050	<0.020	<0.0050	<0.0050	<0.0050	<0.0050	<0.0050	<0.0050	<0.0050	<0.0050	<0.0050	<0.0050	<0.0050	<0.010	<0.0050	<0.0050	<0.0050	<0.0050	<0.0050	<0.0050	<0.0050	<0.0050	<0.0050	<0.0050	<0.0050	<0.0050	<0.0050	<0.0050
C00171	---	6/1/2015	<0.050	<0.0050	<0.0020	<0.0050	<0.0050	<0.0050	<0.0050	<0.0050	<0.050	<0.020	<0.0050	<0.0050	<0.0050	<0.0050	<0.0050	<0.0050	<0.0050	<0.0050	<0.0050	<0.0050	<0.0050	<0.010	<0.0050	<0.0050	<0.0050	<0.0050	<0.0050	<0.0050	<0.0050	<0.0050	<0.0050	<0.0050	<0.0050	<0.0050	<0.0050	<0.0050
C00172	---	6/1/2015	<0.050	<0.0050	<0.0020	<0.0050	<0.0050	<0.0050	<0.0050	<0.0050	<0.050	<0.020	<0.0050	<0.0050	<0.0050	<0.0050	<0.0050	<0.0050	<0.0050	<0.0050	<0.0050	<0.0050	<0.0050	<0.010	<0.0050	<0.0050	<0.0050	<0.0050	<0.0050	<0.0050	<0.0050	<0.0050	<0.0050	<0.0050	<0.0050	<0.0050	<0.0050	<0.0050
C00173	---	6/1/2015	<0.050	<0.0050	<0.0020	<0.0050	<0.0050	<0.0050	<0.0050	<0.0050	<0.050	<0.020	<0.0050	<0.0050	<0.0050	<0.0050	<0.0050	<0.0050	<0.0050	<0.0050	<0.0050	<0.0050	<0.0050	<0.010	<0.0050	<0.0050	<0.0050	<0.0050	<0.0050	<0.0050	<0.0050	<0.0050	<0.0050	<0.0050	<0.0050	<0.0050	<0.0050	<0.0050
C00174	---	6/1/2015	<0.050	<0.0050	<0.0020	<0.0050	<0.0050	<0.0050	<0.0050	<0.0050	<0.050	<0.020	<0.0050	<0.0050	<0.0050	<0.0050	<0.0050	<0.0050	<0.0050	<0.0050	<0.0050	<0.0050	<0.0050	<0.010	<0.0050	<0.0050	<0.0050	<0.0050	<0.0050	<0.0050	<0.0050	<0.0050	<0.0050	<0.0050	<0.0050	<0.0050	<0.0050	<0.0050
C00175	---	6/1/2015	<0.050	<0.0050	<0.0020	<0.0050	<0.0050	<0.0050	<0.0050	<0.0050	<0.050	<0.020	<0.0050	<0.0050	<0.0050	<0.0050	<0.0050	<0.0050	<0.0050	<0.0050	<0.0050	<0.0050	<0.0050	<0.010	<0.0050	<0.0050	<0.0050	<0.0050	<0.0050	<0.0050	<0.0050	<0.0050	<0.0050	<0.0050	<0.0050	<0.0050	<0.0050	<0.0050
C00176	---	6/1/2015	<0.050	<0.0050	<0.0020	<0.0050	<0.0050	<0.0050	<0.0050	<0.0050	<0.050	<0.020	<0.0050	<0.0050	<0.0050	<0.0050	<0.0050	<0.0050	<0.0050	<0.0050	<0.0050	<0.0050	<0.0050	<0.010	<0.0050	<0.0050	<0.0050	<0.0050	<0.0050	<0.0050	<0.0050	<0.0050	<0.0050	<0.0050	<0.0050	<0.0050	<0.0050	<0.0050
C00177	---	6/1/2015	<0.050	<0.0050	<0.0020	<0.0050	<0.0050	<0.0050	<0.0050	<0.0050	<0.050	<0.020	<0.0050	<0.0050	<0.0050	<0.0050	<0.0050	<0.0050	<0.0050	<0.0050	<0.0050	<0.0050	<0.0050	<0.010	<0.0050	<0.0050	<0.0050	<0.0050	<0.0050	<0.0050	<0.0050	<0.0050	<0.0050	<0.0050	<0.0050	<0.0050	<0.0050	<0.0050
C00178	---	6/1/2015	<0.050	<0.0050	<0.0020	<0.0050	<0.0050	<0.0050	<0.0050	<0.0050	<0.050	<0.020	<0.0050	<0.0050	<0.0050	<0.0050	<0.0050	<0.0050	<0.0050	<0.0050	<0.0050	<0.0050	<0.0050	<0.010	<0.0050	<0.0050	<0.0050	<0.0050	<0.0050	<0.0050	<0.0050	<0.0050	<0.0050	<0.0050	<0.0050	<0.0050	<0.0050	<0.0050
C00179	---	6/1/2015	<0.050	<0.0050	<0.0020	<0.0050	<0.0050	<0.0050	<0.0050	<0.0050	<0.050	<0.020	<0.0050	<0.0050	<0.0050	<0.0050	<0.0050	<0.0050	<0.0050	<0.0050	<0.0050	<0.0050	<0.0050	<0.010	<0.0050	<0.0050	<0.0050	<0.0050	<0.0050	<0.0050	<0.0050	<0.0050	<0.0050	<0.0050	<0.0050	<0.0050	<0.0050	<0.0050
C00180	---	6/1/2015	<0.050	<0.0050	<0.0020	<0.0050	<0.0050	<0.0050	<0.0050	<0.0050	<0.050	<0.020	<0.0050	<0.0050	<0.0050	<0.0050	<0.0050	<0.0050	<0.0050	<0.0050	<0.0050	<0.0050	<0.0050	<0.010	<0.0050	<0.0050	<0.0050	<0.0050	<0.0050	<0.0050	<0.0050	<0.0050	<0.0050	<0.0050	<0.0050	<0.0050	<0.0050	<0.0050
C00181	---	6/1/2015	<0.050	<0.0050	<0.0020	<0.0050	<0.0050	<0.0050	<0.0050	<0.0050	<0.050	<0.020	<0.0050	<0.0050	<0.0050	<0.0050	<0.0050	<0.0050	<0.0050	<0.0050	<0.0050	<0.0050	<0.0050	<0.010	<0.0050	<0.0050	<0.0050	<0.0050	<0.0050	<0.0050	<0.0050	<0.0050	<0.0050	<0.0050	<0.0050	<0.0050	<0.0050	<0.0050
C00182	---	6/1/2015	<0.050	<0.0050	<0.0020	<0.0050	<0.0050	<0.0050	<0.0050	<0.0050	<0.050	<0.020	<0.0050	<0.0050	<0.0050	<0.0050	<0.0050	<0.0050	<0.0050	<0.0050	<0.0050	<0.0050	<0.0050	<0.010	<0.0050	<0.0050	<0.0050	<0.0050	<0.0050	<0.0050	<0.0050	<0.0050	<0.0050	<0.0050	<0.0050	<0.0050	<0.0050	<0.0050
C00183	---	6/1/2015	<0.050	<0.0050	<0.0020	<0.0050	<0.0050	<0.0050	<0.0050	<0.0050	<0.050	<0.020	<0.0050	<0.0050	<0.0050	<0.0050	<0.0050	<0.0050	<0.0050	<0.0050	<0.0050	<0.0050	<0.0050	<0.010	<0.0050	<0.0050	<0.0050	<0.0050	<0.0050	<0.0050	<0.0050	<0.0050	<0.0050	<0.0050	<0.0050	<0.0050	<0.0050	<0.0050
C00184	---	6/1/2015	<0.050	<0.0050	<0.0020	<0.0050	<0.0050	<0.0050	<0.0050	<0.0050	<0.050	<0.020	<0.0050	<0.0050	<0.0050	<0.0050	<0.0050	<0.0050	<0.0050	<0.0050	<0.0050	<0.0050	<0.0050	<0.010	<0.0050	<0.0050	<0.0050	<0.0050	<0.0050	<0.0050	<0.0050	<0.0050	<0.0050	<0.0050	<0.0050	<0.0050	<0.0050	<0.0050
C00185	---	6/1/2015	<0.050	<0.0050	<0.0020	<0.0050	<0.0050	<0.0050	<0.0050	<0.0050	<0.050	<0.020	<0.0050	<0.0050	<0.0050	<0.0050	<0.0050	<0.0050	<0.0050	<0.0050	<0.0050	<0.0050	<0.0050	<0.010	<0.0050	<0.0050	<0.0050	<0.0050	<0.0050	<0.0050	<0.0050	<0.0050	<0.0050	<0.0050	<0.0050	<0.0050	<0.0050	<0.0050
C00186	---	6/1/2015	<0.050	<0.0050	<0.0020	<0.0050	<0.0050	<0.0050	<0.0050	<0.0050	<0.050	<0.020	<0.0050	<0.0050	<0.0050	<0.0050	<0.0050	<0.0050	<0.0050	<0.0050	<0.0050	<0.0050	<0.0050	<0.010	<0.0050	<0.0050	<0.0050	<0.0050	<0.0050	<0.0050	<0.0050	<0.0050	<0.0050	<0.0050	<0.0050	<0.0050	<0.0050	<0.0050
C00187	---	6/1/2015	<0.050	<0.0050	<0.0020	<0.0050	<0.0050	<0.0050	<0.0050	<0.0050	<0.050	<0.020	<0.0050	<0.0050	<0.0050	<0.0050	<0.0050	<0.0050	<0.0050	<0.0050	<0.0050	<0.0050	<0.0050	<0.010	<0.0050	<0.0050	<0.0050	<0.0050	<0.0050	<0.0050	<0.0050	<0.0050	<0.0050	<0.0050	<0.0050	<0.0050	<0.0050	<0.0050
C00188	---	6/1/2015	<0.050	<0.0050	<0.0020	<0.0050	<0.0050	<0.0050	<0.0050	<0.0050	<0.050	<0.020	<0.0050	<0.0050	<0.0050	<0.0050	<0.0050	<0.0050	<0.0050	<0.0050	<0.0050	<0.0050	<0.0050	<0.010	<0.0050	<0.0050	<0.0050	<0.0050	<0.0050	<0.0050	<0.0050	<0.0050	<0.0050	<0.0050	<0.0050	<0.0050	<0.0050	<0.0050
C00189	---	6/1/2015	<0.050	<0.0050	<0.0020	<0.0050	<0.0050	<0.0050	<0.0050	<0.0050	<0.050	<0.020	<0.0050	<0.0050	<0.0050	<0.0050	<0.0050	<0.0050	<0.0050	<0.0050	<0.0050	<0.0050	<0.0050	<0.010	<0.0050	<0.0050	<0.0050	<0.0050	<0.0050	<0.0050	<0.0050	<0.0050	<0.0050	<0.0050	<0.0050	<0.0050	<0.0050	<0.0050
C00190	---	6/1/2015	<0.050	<0.0050	<0.0020	<0.0050	<0.0050	<0.0050	<0.0050	<0.0050	<0.050	<0.020	<0.0050	<0.0050	<0.0050	<0.0050	<0.0050	<0.0050	<0.0050	<0.0050	<0.0050	<0.0050	<0.0050	<0.010	<0.0050	<0.0050	<0.0050	<0.0050	<0.0050	<0.0050	<0.0050	<0.0050	<0.0050	<0.0050	<0.0050	<0.0050	<0.0050	<0.0050
C00191	---	6/1/2015	<0.050	<0.0050	<0.0020	<0.0050	<0.0050	<0.0050	<0.0050	<0.0050	<0.050	<0.020	<0.0050	<0.0050	<0.0050	<0.0050	<0.0050	<0.0050	<0.0050	<0.0050	<0.0050	<0.0050	<0.0050	<0.010	<0.0050	<0.0050	<0.0050	<0.0050	<0.0050	<0.0050	<0.0050	<0.0050	<0.0050	<0.0050	<0.0050	<0.0050	<0.0050	<0.0050
C00192	---	6/1/2015	<0.050	<0.0050	<0.0020	<0.0050	<0.0050	<0.0050	<0.0050	<0.0050	<0.050	<0.020	<0.0050	<0.0050	<0.0050	<0.0050	<0.0050	<0.0050	<0.0050	<0.0050	<0.0050	<0.0050	<0.0050	<0.010	<0.0050	<0.0050	<0.0050	<0.0050	<0.0050	<0.0050	<0.0050	<0.0050	<0.0050	<0.0050	<0.0050	<0.0050	<0.0050	<0.0050
C00193	---	6/1/2015	<0.050	<0.0050	<0.0020	<0.0050	<0.0050	<0.0050	<0.0050	<0.0050	<0.050	<0.020	<0.0050	<0.0050	<0.0050	<0.0050	<0.0050	<0.0050	<0.0050	<0.0050	<0.0050	<0.0050	<0.0050	<0.010	<0.0050	<0.0050	<0.0050	<0.0050	<0.0050	<0.0050	<0.0050	<0.0050	<0.0050	<0.0050	<0.0050	<0.0050	<0.0050	<0.0050
C00194	---	6/1/2015	<0.050	<0.0050	<0.0020	<0.0050	<0.0050	<0.0050	<0.0050	<0.0050	<0.050	<0.020	<0.0050	<0.0050	<0.0050	<0.0050	<0.0050	<0.0050	<0.0050	<0.0050	<0.0050	<0.0050	<0.0050	<0.010	<0.0050	<0.0050	<0.0050	<0.0050	<0.0050	<0.0050	<0.0050	<0.0050	<0.0050	<0.0050	<0.0050	<0.0050	<0.0050	<0.0050
C00195	---	6/1/2015	<0.050	<0.0050	<0.0020	<0.0050	<0.0050	<0.0050	<0.0050	<0.0050	<0.050	<0.020	<0.0050	<0.0050	<0.0050	<0.0050	<0.0050	<0.0050	<0.0050	<0.0050	<0.0050	<0.0050	<0.0050	<0.010	<0.0050	<0.0050	<0.0050	<0.0050	<0.0050	<0.0050	<0.0050	<0.0050	<0.0050	<0.0050	<0.0050	<0.0050	<0.0050	<0.0050
C00196	---	6/1/2015	<0.050	<0.0050	<0.0020	<0.0050	<0.0050	<0.0050	<0.0050	<0.0050	<0.050	<0.020	<0.0050	<0.0050	<0.0050	<0.0050	<0.0050	<0.0050	<0.0050	<0.0050	<0.0050	<0.0050	<0.0050	<0.010	<0.0050	<0.0050	<0.0050	<0.0050	<0.0050	<0.0050	<0.0050	<0.0050	<0.0050	<0.0050	<0.0050	<0.0050	<0.0050	<0.0050
C00197	---	6/1/2015	<0.050	<0.0050	<0.0020	<0.0050	<0.0050	<0.0050	<0.0050	<0.0050	<0.050	<0.020	<0.0050	<0.0050	<0.0050	<0.0050	<0.0050	<0.0050	<0.0050	<0.0050	<0.0050	<0.0050	<0.0050	<0.010	<0.0050	<0.0050	<0.0050	<0.0050	<0.0050	<0.0050	<0.0050	<0.0050	<0.0050	<0.0050	<0.0050	<0.0050	<0.0050	<0.0050
C00198	---	6/1/2015	<0.050	<0.0050	<0.0020	<0.0050	<0.0050	<0.0050	<0.0050	<0.0050	<0.050	<0.020	<0.0050	<0.0050	<0.0050	<0.0050	<0.0050	<0.0050	<0.0050	<0.0050	<0.0050	<0.0050	<0.0

TABLE A-2
ANALYTICAL RESULTS FOR VOCs IN SOIL (0 TO 10 FEET BGS)
Defense Fuel Support Point Norwalk
15306 Norwalk Boulevard, Norwalk, California

Sample ID	Sample Depth	Date Sampled	2,2-Dichloropropane (mg/kg)	1,1-Dichloropropylene (mg/kg)	trans-1,3-Dichloropropylene (mg/kg)	cis-1,3-Dichloropropylene (mg/kg)	Diisopropyl ether (DIPE) (mg/kg)	Ethylbenzene (mg/kg)	Ethyl-tert-Butyl Ether (ETBE) (mg/kg)	Hexachlorobutadiene (mg/kg)	2-Hexanone (MBK) (mg/kg)	Isopropylbenzene (mg/kg)	4-Isopropyltoluene (mg/kg)	4-Methyl-2-pentanone (MIBK) (mg/kg)	Methylene Chloride (mg/kg)	Methyl-tert-Butyl Ether (MTBE) (mg/kg)	Naphthalene (mg/kg)	n-Propylbenzene (mg/kg)	Styrene (mg/kg)	1,1,1,2-Tetrachloroethane (mg/kg)	1,1,2,2-Tetrachloroethane (mg/kg)	Tetrachloroethylene (PCE) (mg/kg)	Toluene (mg/kg)	1,1,2-Trichloro-1,2,2-trifluoroethane (R113) (mg/kg)	1,2,3-Trichlorobenzene (mg/kg)	1,2,4-Trichlorobenzene (mg/kg)	1,1,1-Trichloroethane (mg/kg)	1,1,2-Trichloroethane (mg/kg)	Trichloroethylene (TCE) (mg/kg)	Trichlorofluoromethane (R11) (mg/kg)	1,2,3-Trichloropropane (mg/kg)	1,2,4-Trimethylbenzene (mg/kg)	1,3,5-Trimethylbenzene (mg/kg)	Vinyl chloride (mg/kg)	o-Xylene (mg/kg)	m,p-Xylenes (mg/kg)	Gasoline Range Organics (GRO) (mg/kg)
RWQCB Site-Specific Soil Cleanup Goal (0.5 ft below ground surface)			**0.005**	**0.005**	**0.005**	**0.005**	**0.424**	**1.44**	**0.005**	**0.01**	**0.05**	**4.78**	**0.005**	**0.05**	**0.05**	**0.005**	**0.231**	**1.87**	**0.399**	**0.005**	**0.005**	**0.005**	**0.444**	**0.005**	**0.005**	**0.005**	**0.005**	**0.005**	**0.005**	**0.005**	**0.005**	**1.8**	**1.77**	**0.005**	**---**	**---**	**500**
RWQCB Site-Specific Soil Cleanup Goal (5 ft below ground surface)			**0.005**	**0.005**	**0.005**	**0.005**	**0.212**	**1.07**	**0.005**	**0.01**	**0.05**	**0.303**	**0.005**	**0.05**	**0.05**	**0.005**	**0.012**	**0.114**	**0.03**	**0.005**	**0.005**	**0.005**	**0.356**	**0.005**	**0.005**	**0.005**	**0.005**	**0.005**	**0.005**	**0.005**	**0.005**	**0.12**	**0.118**	**0.005**	**---**	**---**	**100**
CS-12-233-JD *	---	7/1/2015	<0.0050	<0.0050	<0.0050	<0.0050	<0.0050	<0.0020	<0.0050	<0.010	<0.050	<0.0050	<0.0050	<0.050	<0.050	<0.0050	<0.010	<0.0050	<0.0050	<0.0050	<0.0050	<0.0050	<0.0020	<0.0050	<0.0050	<0.0050	<0.0050	<0.0050	<0.0050	<0.0050	<0.0050	<0.0050	<0.0050	<0.0050	<0.0020	<0.0020	<0.50
CS-12-236A-L *	Lower	7/1/2015	<0.0050	<0.0050	<0.0050	<0.0050	<0.0050	<0.0020	<0.0050	<0.010	<0.050	<0.0050	<0.0050	<0.050	<0.050	<0.0050	<0.010	<0.0050	<0.0050	<0.0050	<0.0050	<0.0050	<0.0020	<0.0050	<0.0050	<0.0050	<0.0050	<0.0050	<0.0050	<0.0050	<0.0050	<0.0050	<0.0050	<0.0050	<0.0020	<0.0020	<0.50
CS-12-236A-M *	Middle	7/1/2015	<0.0050	<0.0050	<0.0050	<0.0050	<0.0050	<0.0020	<0.0050	<0.010	<0.050	<0.0050	<0.0050	<0.050	<0.050	<0.0050	<0.010	<0.0050	<0.0050	<0.0050	<0.0050	<0.0050	<0.0020	<0.0050	<0.0050	<0.0050	<0.0050	<0.0050	<0.0050	<0.0050	<0.0050	<0.0050	<0.0050	<0.0050	<0.0020	<0.0020	<0.50
CS-12-238A-L *	Lower	7/1/2015	<0.0050	<0.0050	<0.0050	<0.0050	<0.0050	<0.0020	<0.0050	<0.010	<0.050	<0.0050	<0.0050	<0.050	<0.050	<0.0050	<0.010	<0.0050	<0.0050	<0.0050	<0.0050	<0.0050	<0.0020	<0.0050	<0.0050	<0.0050	<0.0050	<0.0050	<0.0050	<0.0050	<0.0050	<0.0050	<0.0050	<0.0050	<0.0020	**0.0021**	<0.50
CS-12-238A-M *	Middle	7/1/2015	<0.0050	<0.0050	<0.0050	<0.0050	<0.0050	<0.0020	<0.0050	<0.010	<0.050	<0.0050	<0.0050	<0.050	<0.050	<0.0050	<0.010	<0.0050	<0.0050	<0.0050	<0.0050	<0.0050	<0.0020	<0.0050	<0.0050	<0.0050	<0.0050	<0.0050	<0.0050	<0.0050	<0.0050	<0.0050	<0.0050	<0.0050	<0.0020	**0.0020**	<0.50
CS-12-240A-JD *	---	7/1/2015	<0.0050	<0.0050	<0.0050	<0.0050	<0.0050	<0.0020	<0.0050	<0.010	<0.050	<0.0050	<0.0050	<0.050	<0.050	<0.0050	<0.010	<0.0050	<0.0050	<0.0050	<0.0050	<0.0050	**0.0022**	<0.0050	<0.0050	<0.0050	<0.0050	<0.0050	<0.0050	<0.0050	<0.0050	<0.0050	<0.0050	<0.0050	<0.0020	<0.0020	<0.50
C00150	---	6/1/2015	<0.0050	<0.0050	<0.0050	<0.0050	<0.0050	<0.0020	<0.0050	<0.010	<0.050	<0.0050	<0.0050	<0.050	<0.050	<0.0050	<0.010	<0.0050	<0.0050	<0.0050	<0.0050	<0.0050	<0.0020	<0.0050	<0.0050	<0.0050	<0.0050	<0.0050	<0.0050	<0.0050	<0.0050	<0.0050	<0.0050	<0.0050	<0.0020	<0.0020	<0.50
C00151	---	6/1/2015	<0.0050	<0.0050	<0.0050	<0.0050	<0.0050	<0.0020	<0.0050	<0.010	<0.050	<0.0050	<0.0050	<0.050	<0.050	<0.0050	<0.010	<0.0050	<0.0050	<0.0050	<0.0050	<0.0050	<0.0020	<0.0050	<0.0050	<0.0050	<0.0050	<0.0050	<0.0050	<0.0050	<0.0050	<0.0050	<0.0050	<0.0050	<0.0020	<0.0020	<0.50
C00152	---	6/1/2015	<0.0050	<0.0050	<0.0050	<0.0050	<0.0050	<0.0020	<0.0050	<0.010	<0.050	<0.0050	<0.0050	<0.050	<0.050	<0.0050	<0.010	<0.0050	<0.0050	<0.0050	<0.0050	<0.0050	<0.0020	<0.0050	<0.0050	<0.0050	<0.0050	<0.0050	<0.0050	<0.0050	<0.0050	<0.0050	<0.0050	<0.0050	<0.0020	<0.0020	<0.50
C00153	---	6/1/2015	<0.0050	<0.0050	<0.0050	<0.0050	<0.0050	<0.0020	<0.0050	<0.010	<0.050	<0.0050	<0.0050	<0.050	<0.050	<0.0050	<0.010	<0.0050	<0.0050	<0.0050	<0.0050	<0.0050	<0.0020	<0.0050	<0.0050	<0.0050	<0.0050	<0.0050	<0.0050	<0.0050	<0.0050	<0.0050	<0.0050	<0.0050	<0.0020	<0.0020	<0.50
C00154	---	6/1/2015	<0.0050	<0.0050	<0.0050	<0.0050	<0.0050	<0.0020	<0.0050	<0.010	<0.050	<0.0050	<0.0050	<0.050	<0.050	<0.0050	<0.010	<0.0050	<0.0050	<0.0050	<0.0050	<0.0050	<0.0020	<0.0050	<0.0050	<0.0050	<0.0050	<0.0050	<0.0050	<0.0050	<0.0050	<0.0050	<0.0050	<0.0050	<0.0020	<0.0020	<0.50
C00155	---	6/1/2015	<0.0050	<0.0050	<0.0050	<0.0050	<0.0050	<0.0020	<0.0050	<0.010	<0.050	<0.0050	<0.0050	<0.050	<0.050	<0.0050	<0.010	<0.0050	<0.0050	<0.0050	<0.0050	<0.0050	<0.0020	<0.0050	<0.0050	<0.0050	<0.0050	<0.0050	<0.0050	<0.0050	<0.0050	<0.0050	<0.0050	<0.0050	<0.0020	<0.0020	<0.50
C00156	---	6/1/2015	<0.0050	<0.0050	<0.0050	<0.0050	<0.0050	<0.0020	<0.0050	<0.010	<0.050	<0.0050	<0.0050	<0.050	<0.050	<0.0050	<0.010	<0.0050	<0.0050	<0.0050	<0.0050	<0.0050	<0.0020	<0.0050	<0.0050	<0.0050	<0.0050	<0.0050	<0.0050	<0.0050	<0.0050	<0.0050	<0.0050	<0.0050	<0.0020	<0.0020	<0.50
C00157	---	6/1/2015	<0.0050	<0.0050	<0.0050	<0.0050	<0.0050	<0.0020	<0.0050	<0.010	<0.050	<0.0050	<0.0050	<0.050	<0.050	<0.0050	<0.010	<0.0050	<0.0050	<0.0050	<0.0050	<0.0050	<0.0020	<0.0050	<0.0050	<0.0050	<0.0050	<0.0050	<0.0050	<0.0050	<0.0050	<0.0050	<0.0050	<0.0050	<0.0020	<0.0020	<0.50
C00158	---	6/1/2015	<0.0050	<0.0050	<0.0050	<0.0050	<0.0050	<0.0020	<0.0050	<0.010	<0.050	<0.0050	<0.0050	<0.050	<0.050	<0.0050	<0.010	<0.0050	<0.0050	<0.0050	<0.0050	<0.0050	<0.0020	<0.0050	<0.0050	<0.0050	<0.0050	<0.0050	<0.0050	<0.0050	<0.0050	<0.0050	<0.0050	<0.0050	<0.0020	<0.0020	<0.50
C00159	---	6/1/2015	<0.0050	<0.0050	<0.0050	<0.0050	<0.0050	<0.0020	<0.0050	<0.010	<0.050	<0.0050	<0.0050	<0.050	<0.050	<0.0050	<0.010	<0.0050	<0.0050	<0.0050	<0.0050	<0.0050	<0.0020	<0.0050	<0.0050	<0.0050	<0.0050	<0.0050	<0.0050	<0.0050	<0.0050	<0.0050	<0.0050	<0.0050	<0.0020	<0.0020	<0.50
C00160	---	6/1/2015	<0.0050	<0.0050	<0.0050	<0.0050	<0.0050	<0.0020	<0.0050	<0.010	<0.050	<0.0050	<0.0050	<0.050	<0.050	<0.0050	<0.010	<0.0050	<0.0050	<0.0050	<0.0050	<0.0050	<0.0020	<0.0050	<0.0050	<0.0050	<0.0050	<0.0050	<0.0050	<0.0050	<0.0050	<0.0050	<0.0050	<0.0050	<0.0020	<0.0020	<0.50
C00161	---	6/1/2015	<0.0050	<0.0050	<0.0050	<0.0050	<0.0050	<0.0020	<0.0050	<0.010	<0.050	<0.0050	<0.0050	<0.050	<0.050	<0.0050	<0.010	<0.0050	<0.0050	<0.0050	<0.0050	<0.0050	<0.0020	<0.0050	<0.0050	<0.0050	<0.0050	<0.0050	<0.0050	<0.0050	<0.0050	<0.0050	<0.0050	<0.0050	<0.0020	<0.0020	<0.50
C00162	---	6/1/2015	<0.0050	<0.0050	<0.0050	<0.0050	<0.0050	<0.0020	<0.0050	<0.010	<0.050	<0.0050	<0.0050	<0.050	<0.050	<0.0050	<0.010	<0.0050	<0.0050	<0.0050	<0.0050	<0.0050	<0.0020	<0.0050	<0.0050	<0.0050	<0.0050	<0.0050	<0.0050	<0.0050	<0.0050	<0.0050	<0.0050	<0.0050	<0.0020	<0.0020	<0.50
C00163	---	6/1/2015	<0.0050	<0.0050	<0.0050	<0.0050	<0.0050	<0.0020	<0.0050	<0.010	<0.050	<0.0050	<0.0050	<0.050	<0.050	<0.0050	<0.010	<0.0050	<0.0050	<0.0050	<0.0050	<0.0050	<0.0020	<0.0050	<0.0050	<0.0050	<0.0050	<0.0050	<0.0050	<0.0050	<0.0050	<0.0050	<0.0050	<0.0050	<0.0020	<0.0020	<0.50
C00164	---	6/1/2015	<0.0050	<0.0050	<0.0050	<0.0050	<0.0050	<0.0020	<0.0050	<0.010	<0.050	<0.0050	<0.0050	<0.050	<0.050	<0.0050	<0.010	<0.0050	<0.0050	<0.0050	<0.0050	<0.0050	<0.0020	<0.0050	<0.0050	<0.0050	<0.0050	<0.0050	<0.0050	<0.0050	<0.0050	<0.0050	<0.0050	<0.0050	<0.0020	<0.0020	<0.50
C00165	---	6/1/2015	<0.0050	<0.0050	<0.0050	<0.0050	<0.0050	<0.0020	<0.0050	<0.010	<0.050	<0.0050	<0.0050	<0.050	<0.050	<0.0050	<0.010	<0.0050	<0.0050	<0.0050	<0.0050	<0.0050	<0.0020	<0.0050	<0.0050	<0.0050	<0.0050	<0.0050	<0.0050	<0.0050	<0.0050	<0.0050	<0.0050	<0.0050	<0.0020	<0.0020	<0.50
C00166	---	6/1/2015	<0.0050	<0.0050	<0.0050	<0.0050	<0.0050	<0.0020	<0.0050	<0.010	<0.050	<0.0050	<0.0050	<0.050	<0.050	<0.0050	<0.010	<0.0050	<0.0050	<0.0050	<0.0050	<0.0050	<0.0020	<0.0050	<0.0050	<0.0050	<0.0050	<0.0050	<0.0050	<0.0050	<0.0050	<0.0050	<0.0050	<0.0050	<0.0020	<0.0020	<0.50
C00167	---	6/1/2015	<0.0050	<0.0050	<0.0050	<0.0050	<0.0050	<0.0020	<0.0050	<0.010	<0.050	<0.0050	<0.0050	<0.050	<0.050	<0.0050	<0.010	<0.0050	<0.0050	<0.0050	<0.0050	<0.0050	<0.0020	<0.0050	<0.0050	<0.0050	<0.0050	<0.0050	<0.0050	<0.0050	<0.0050	<0.0050	<0.0050	<0.0050	<0.0020	<0.0020	<0.50
C00168	---	6/1/2015	<0.0050	<0.0050	<0.0050	<0.0050	<0.0050	<0.0020	<0.0050	<0.010	<0.050	<0.0050	<0.0050	<0.050	<0.050	<0.0050	<0.010	<0.0050	<0.0050	<0.0050	<0.0050	<0.0050	<0.0020	<0.0050	<0.0050	<0.0050	<0.0050	<0.0050	<0.0050	<0.0050	<0.0050	<0.0050	<0.0050	<0.0050	<0.0020	<0.0020	<0.50
C00169	---	6/1/2015	<0.0050	<0.0050	<0.0050	<0.0050	<0.0050	<0.0020	<0.0050	<0.010	<0.050	<0.0050	<0.0050	<0.050	<0.050	<0.0050	<0.010	<0.0050	<0.0050	<0.0050	<0.0050	<0.0050	<0.0020	<0.0050	<0.0050	<0.0050	<0.0050	<0.0050	<0.0050	<0.0050	<0.0050	<0.0050	<0.0050	<0.0050	<0.0020	<0.0020	<0.50
C00170	---	6/1/2015	<0.0050	<0.0050	<0.0050	<0.0050	<0.0050	<0.0020	<0.0050	<0.010	<0.050	<0.0050	<0.0050	<0.050	<0.050	<0.0050	<0.010	<0.0050	<0.0050	<0.0050	<0.0050	<0.0050	<0.0020	<0.0050	<0.0050	<0.0050	<0.0050	<0.0050	<0.0050	<0.0050	<0.0050	<0.0050	<0.0050	<0.0050	<0.0020	<0.0020	<0.50
C00171	---	6/1/2015	<0.0050	<0.0050	<0.0050	<0.0050	<0.0050	<0.0020	<0.0050	<0.010	<0.050	<0.0050	<0.0050	<0.050	<0.050	<0.0050	<0.010	<0.0050	<0.0050	<0.0050	<0.0050	<0.0050	<0.0020	<0.0050	<0.0050	<0.0050	<0.0050	<0.0050	<0.0050	<0.0050	<0.0050	<0.0050	<0.0050	<0.0050	<0.0020	<0.0020	<0.50
C00172	---	6/1/2015	<0.0050	<0.0050	<0.0050	<0.0050	<0.0050	<0.0020	<0.0050	<0.010	<0.050	<0.0050	<0.0050	<0.050	<0.050	<0.0050	<0.010	<0.0050	<0.0050	<0.0050	<0.0050	<0.0050	<0.0020	<0.0050	<0.0050	<0.0050	<0.0050	<0.0050	<0.0050	<0.0050	<0.0050	<0.0050	<0.0050	<0.0050	<0.0020	<0.0020	<0.50
C00173	---	6/1/2015	<0.0050	<0.0050	<0.0050	<0.0050	<0.0050	<0.0020	<0.0050	<0.010	<0.050	<0.0050	<0.0050	<0.050	<0.050	<0.0050	<0.010	<0.0050	<0.0050	<0.0050	<0.0050	<0.0050	<0.0020	<0.0050	<0.0050	<0.0050	<0.0050	<0.0050	<0.0050	<0.0050	<0.0050	<0.0050	<0.0050	<0.0050	<0.0020	<0.0020	<0.50
C00174	---	6/1/2015	<0.0050	<0.0050	<0.0050	<0.0050	<0.0050	<0.0020	<0.0050	<0.010	<0.050	<0.0050	<0.0050	<0.050	<0.050	<0.0050	<0.010	<0.0050	<0.0050	<0.0050	<0.0050	<0.0050	<0.0020	<0.0050	<0.0050	<0.0050	<0.0050	<0.0050	<0.0050	<0.0050	<0.0050	<0.0050	<0.0050	<0.0050	<0.0020	<0.0020	<0.50
C00175	---	6/1/2015	<0.0050	<0.0050	<0.0050	<0.0050	<0.0050	<0.0020	<0.0050	<0.010	<0.050	<0.0050	<0.0050	<0.050	<0.050	<0.0050	<0.010	<0.0050	<0.0050	<0.0050	<0.0050	<0.0050	<0.0020	<0.0050	<0.0050	<0.0050	<0.0050	<0.0050	<0.0050	<0.0050	<0.0050	<0.0050	<0.0050	<0.0050	<0.0020	<0.0020	<0.50
C00176	---	6/1/2015	<0.0050	<0.0050	<0.0050	<0.0050	<0.0050	<0.0020	<0.0050	<0.010	<0.050	<0.0050	<0.0050	<0.050	<0.050	<0.0050	<0.010	<0.0050	<0.0050	<0.0050	<0.0050	<0.0050	<0.0020	<0.0050	<0.0050	<0.0050	<0.0050	<0.0050	<0.0050	<0.0050	<0.0050	<0.0050	<0.0050	<0.0050	<0.0020	<0.0020	<0.50
C00177	---	6/1/2015	<0.0050	<0.0050	<0.0050	<0.0050	<0.0050	<0.0020	<0.0050	<0.010	<0.050	<0.0050	<0.0050	<0.050	<0.050	<0.0050	<0.010	<0.0050	<0.0050	<0.0050	<0.0050	<0.0050	<0.0020	<0.0050	<0.0050	<0.0050	<0.0050	<0.0050	<0.0050	<0.0050	<0.0050	<0.0050	<0.0050	<0.0050	<0.0020	<0.0020	<0.50
C00178	---	6/1/2015	<0.0050	<0.0050	<0.0050	<0.0050	<0.0050	<0.0020	<0.0050	<0.010	<0.050	<0.0050	<0.0050	<0.050	<0.050	<0.0050	<0.010	<0.0050	<0.0050	<0.0050	<0.0050	<0.0050	<0.0020	<0.0050	<0.0050	<0.0050	<0.0050	<0.0050	<0.0050	<0.0050	<0.0050	<0.0050	<0.0050	<0.0050	<0.0020	<0.0020	<0.50
C00179	---	6/1/2015	<0.0050	<0.0050	<0.0050	<0.0050	<0.0050	<0.0020	<0.0050	<0.010	<0.050	<0.0050	<0.0050	<0.050	<0.050	<0.0050	<0.010	<0.0050	<0.0050	<0.0050	<0.0050	<0.0050	<0.0020	<0.0050	<0.0050	<0.0050	<0.0050	<0.0050	<0.0050	<0.0050	<0.0050	<0.0050	<0.0050	<0.0050	<0.0020	<0.0020	<0.50
C00180	---	6/1/2015	<0.0050	<0.0050	<0.0050	<0.0050	<0.0050	<0.0020	<0.0050	<0.010	<0.050	<0.0050	<0.0050	<0.050	<0.050	<0.0050	<0.010	<0.0050	<0.0050	<0.0050	<0.0050	<0.0050	<0.0020	<0.0050	<0.0050	<0.0050	<0.0050	<0.0050	<0.0050	<0.0050	<0.0050	<0.0050	<0.0050	<0.0050	<0.0020	<0.0020	<0.50
C00181	---	6/1/2015	<0.0050	<0.0050	<0.0050	<0.0050	<0.0050	<0.0020	<0.0050	<0.010	<0.050	<0.0050	<0.0050	<0.050	<0.050	<0.0050	<0.010	<0.0050	<0.0050	<0.0050	<0.0050	<0.0050	<0.0020	<0.0050	<0.0050	<0.0050	<0.0050	<0.0050	<0.0050	<0.0050	<0.0050	<0.0050	<0.0050	<0.0050	<0.0020	<0.0020	<0.50
C00182	---	6/1/2015	<0.0050	<0.0050	<0.0050	<0.0050	<0.0050	<0.0020	<0.0050	<0.010	<0.050	<0.0050	<0.0050	<0.050	<0.050	<0.0050	<0.010	<0.0050	<0.0050	<0.0050	<0.0050	<0.0050	<0.0020	<0.0050	<0.0050	<0.0050	<0.0050	<0.0050	<0.0050	<0.0050	<0.0050	<0.0050	<0.0050	<0.0050	<0.0020	<0.0020	<0.50
C00183	---	6/1/2015	<0.0050	<0.0050	<0.0050	<0.0050	<0.0050	<0.0020	<0.0050	<0.010	<0.050	<0.0050	<0.0050	<0.050	<0.050	<0.0050	<0.010	<0.0050	<0.0050	<0.0050	<0.0050	<0.0050	<0.0020	<0.0050	<0.0050	<0.0050	<0.0050	<0.0050	<0.0050	<0.0050	<0.0050	<0.0050	<0.0050	<0.0050	<0.0020	<0.0020	<0.50
C00184	---	6/1/2015	<0.0050	<0.0050	<0.0050	<0.0050	<0.0050	<0.0020	<0.0050	<0.010	<0.050	<0.0050	<0.0050	<0.050	<0.050	<0.0050	<0.010	<0.0050	<0.0050	<0.0050	<0.0050	<0.0050	<0.0020	<0.0050	<0.0050	<0.0050	<0.0050	<0.0050	<0.0050	<0.0050	<0.0050	<0.0050	<0.0050	<0.0050	<0.0020	<0.0020	<0.50
C00185	---	6/1/2015	<0.0050	<0.0050	<0.0050	<0.0050	<0.0050	<0.0020	<0.0050	<0.010	<0.050	<0.0050	<0.0050	<0.050	<0.050	<0.0050	<0.010	<0.0050	<0.0050	<0.0050	<0.0050	<0.0050	<0.0020	<0.0050	<0.0050	<0.0050	<0.0050	<0.0050	<0.0050	<0.0050	<0.0050	<0.0050	<0.0050	<0.0050	<0.0020	<0.0020	<0.50
C00186	---	6/1/2015	<0.0050	<0.0050	<0.0050	<0.0050	<0.0050	<0.0020	<0.0050	<0.010	<0.050	<0.0050	<0.0050	<0.050	<0.050	<0.0050	<0.010	<0.0050	<0.0050	<0.0050	<0.0050	<0.0050	<0.0020	<0.0050	<0.0050	<0.0050	<0.0050	<0.0050	<0.0050	<0.0050	<0.0050	<0.0050	<0.0050	<0.0050	<0.0020	<0.0020	<0.50
C00187	---	6/1/2015	<0.0050	<0.0050	<0.0050	<0.0050	<0.0050	<0.0020	<0.0050	<0.010	<0.050	<0.0050	<0.0050	<0.050	<0.050	<0.0050	<0.010	<0.0050	<0.0050	<0.0050	<0.0050	<0.0050	<0.0020	<0.0050	<0.0050	<0.0050	<0.0050	<0.0050	<0.0050	<0.0050	<0.0050	<0.0050	<0.0050	<0.0050	<0.0020	<0.0020	<0.50
C00188	---	6/1/2015	<0.0050	<0.0050	<0.0050	<0.0050	<0.0050	<0.0020	<0.0050	<0.010	<0.050	<0.0050	<0.0050	<0.050	<0.050	<0.0050	<0.010	<0.0050	<0.0050	<0.0050	<0.0050	<0.0050	<0.0020	<0.0050	<0.0050	<0.0050	<0.0050	<0.0050	<0.0050	<0.0050	<0.0050	<0.0050	<0.0050	<0.0050	<0.0020	<0.0020	<0.50
C00189	---	6/1/2015	<0.0050	<0.0050	<0.0050	<0.0050	<0.0050	<0.0020	<0.0050	<0.010	<0.050	<0.0050	<0.0050	<0.050	<0.050	<0.0050	<0.010	<0.0050	<0.0050	<0.0050	<0.0050	<0.0050	<0.0020	<0.0050	<0.0050	<0.0050	<0.0050	<0.0050	<0.0050	<0.0050	<0.0050	<0.0050	<0.0050	<0.0050	<0.0020	<0.0020	<0.50
C00190	---	6/1/2015	<0.0050	<0.0050	<0.0050	<0.0050	<0.0050	<0.0020	<0.0050	<0.010	<0.050	<0.0050	<0.0050	<0.050	<0.050	<0.0050	<0.010	<0.0050	<0.0050	<0.0050	<0.0050	<0.0050	<0.0020	<0.0050	<0.0050	<0.0050	<0.0050	<0.0050	<0.0050	<0.0050	<0.0050	<0.0050	<0.0050	<0.0050	<0.0020	<0.0020	<0.50
C00191	---	6/1/2015	<0.0050	<0.0050	<0.0050	<0.0050	<0.0050	<0.0020	<0.0050	<0.010	<0.050	<0.0050	<0.0050	<0.050	<0.050	<0.0050	<0.010	<0.0050	<0.0050	<0.0050	<0.0050	<0.0050	<0.0020	<0.0050	<0.0050	<0.0050	<0.0050	<0.0050	<0.0050	<0.0050	<0.0050	<0.0050	<0.0050	<0.0050	<0.0020	<0.0020	<0.50
C00192	---	6/1/2015	<0.0050	<0.0050	<0.0050	<0.0050	<0.0050	<0.0020	<0.0050	<0.010	<0.050	<0.0050	<0.0050	<0.050	<0.050	<0.0050	<0.010	<0.0050	<0.0050	<0.0050	<0.0050	<0.0050	<0.0020	<0.0050	<0.0050	<0.0050	<0.0050	<0.0050	<0.0050	<0.0050	<0.0050	<0.0050	<0.0050	<0.0050	<0.0020	<0.0020	<0.50
C00193	---	6/1/2015	<0.0050	<0.0050	<0.0050	<0.0050	<0.0050	<0.0020	<0.0050	<0.010	<0.050	<0.0050	<0.0050	<0.050	<0.050	<0.0050	<0.010	<0.0050	<0.0050	<0.0050	<0.0050	<0.0050	<0.0020	<0.0050	<0.0050	<0.0050	<0.0050	<0.0050	<0.0050	<0.0050	<0.0050	<0.0050	<0.0050	<0.0050	<0.0020	<0.0020	<0.50
C00194	---	6/1/2015	<0.0050	<0.0050	<0.0050	<0.0050	<0.0050	<0.0020	<0.0050	<0.010	<0.050	<0.0050	<0.0050	<0.050	<0.050	<0.0050	<0.010	<0.0050	<0.0050	<0.0050	<0.0050	<0.0050	<0.0020	<0.0050	<0.0050	<0.0050	<0.0050	<0.0050	<0.0050	<0.0050	<0.0050	<0.0050	<0.0050	<0.0050	<0.0020	<0.0020	<0.50
C00195	---	6/1/2015	<0.0050	<0.0050	<0.0050	<0.0050	<0.0050	<0.0020	<0.0050	<0.010	<0.050	<0.0050	<0.0050	<0.050	<0.050	<0.0050	<0.010	<0.0050	<0.0050	<0.0050	<0.0050	<0.0050	<0.0020	<0.0050	<0.0050	<0.0050	<0.0050	<0.0050	<0.0050	<0.0050	<0.0050	<0.0050	<0.0050	<0.0050	<0.0020	<0.0020	<0.50
C00196	---	6/1/2015	<0.0050	<0.0050	<0.0050	<0.0050	<0.0050	<0.0020	<0.0050	<0.010	<0.050	<0.0050	<0.0050	<0.050	<0.050	<0.0050	<0.010	<0.0050	<0.0050	<0.0050	<0.0050	<0.0050	<0.0020	<0.0050	<0.0050	<0.0050	<0.0050	<0.0050	<0.0050	<0.0050	<0.0050	<0.0050	<0.0050	<0.0050	<0.0020	<0.0020	<0.50
C00197	---	6/1/2015	<0.0050	<0.0050	<0.0050	<0.0050	<0.0050	<0.0020	<0.0050	<0.010	<0.050	<0.0050	<0.0050	<0.050	<0.050	<0.0050	<0.010	<0.0050	<0.0050	<0.0050	<0.0050	<0.0050	<0.0020	<0.0050	<0.0050	<0.0050	<0.0050	<0.0050	<0.0050	<0.0050	<0.0050	<0.0050	<0.0050	<0.0050	<0.0020	<0.0020	<0.50
C00198	---	6/1/2015	<0.0050	<0.0050	<0.0050	<0.0050	<0.0050	<0.0020	<0.0050	<0.010	<0.050	<0.0050	<0.0050	<0.050	<0.050	<0.0050	<0.010	<0.0050	<0.0050	<0.0050	<0.0050	<0.0050	<0.0020	<0.0050	<0.0050	<0.0050	<0.0050	<0.0050	<0.0050	<0.0050	<0.0050	<0.0050	<0.0050	<0.0050	<0.0020	<0.0020	<0.50
C00199	---	6/1/2015	<0.0050	<0.0050	<0.0050	<0.0050	<0.0050	<0.0020	<0.0050	<0.010	<0.050	<0.0050	<0.0050	<0.050	<0.050	<0.0050	<0.010	<0.0050	<0.0050	<0.0050	<0.0050	<0.0050	<0.0020	<0.0050	<0.0050	<0.0050	<0.0050	<0.0050	<0.0050	<0.0050	<0.0050	<0.0050	<0.0050	<0.0050	<0.0020	<0.0020	<0.50
C00200	---	6/1/2015	<0.0050	<0.0050	<0.0050	<0.0050	<0.0050	<0.0020	<0.0050	<0.010	<0.050

TABLE A-2
ANALYTICAL RESULTS FOR VOCs IN SOIL (0 TO 10 FEET BGS)
Defense Fuel Support Point Norwalk
15306 Norwalk Boulevard, Norwalk, California

Sample ID	Sample Depth	Date Sampled	Acetone (mg/kg)	tert-Amyl Methyl Ether (TAME) (mg/kg)	Benzene (mg/kg)	Bromobenzene (mg/kg)	Bromochloromethane (mg/kg)	Bromodichloromethane (mg/kg)	Bromoform (mg/kg)	Bromomethane (mg/kg)	2-Butanone (MEK) (mg/kg)	tert-Butyl alcohol (TBA) (mg/kg)	sec-Butylbenzene (mg/kg)	tert-Butylbenzene (mg/kg)	n-Butylbenzene (mg/kg)	Carbon Disulfide (mg/kg)	Carbon Tetrachloride (mg/kg)	Chlorobenzene (mg/kg)	Chloroethane (mg/kg)	Chloroform (mg/kg)	Chloromethane (mg/kg)	2-Chlorotoluene (mg/kg)	4-Chlorotoluene (mg/kg)	1,2-Dibromo-3-chloropropane (mg/kg)	Dibromochloromethane (mg/kg)	1,2-Dibromoethane (EDB) (mg/kg)	Dibromomethane (mg/kg)	1,2-Dichlorobenzene (mg/kg)	1,3-Dichlorobenzene (mg/kg)	1,4-Dichlorobenzene (mg/kg)	Dichlorodifluoromethane (R12) (mg/kg)	1,1-Dichloroethane (mg/kg)	1,2-Dichloroethane (EDC) (mg/kg)	trans-1,2-Dichloroethylene (mg/kg)	cis-1,2-Dichloroethylene (mg/kg)	1,1-Dichloroethylene (mg/kg)	1,2-Dichloropropane (mg/kg)	1,3-Dichloropropane (mg/kg)
RWQCB Site-Specific Soil Cleanup Goal (0.5 ft below ground surface)			**0.994**	**0.005**	**0.013**	**0.005**	**0.005**	**0.005**	**0.005**	**0.005**	**0.05**	**0.02**	**2.22**	**1.78**	**3.4**	**0.046**	**0.005**	**0.005**	**0.005**	**0.005**	**0.005**	**0.005**	**0.005**	**0.01**	**0.005**	**0.005**	**0.005**	**0.005**	**0.005**	**0.005**	**0.005**	**0.005**	**0.005**	**0.005**	**0.005**	**0.005**	**0.005**	**0.005**
RWQCB Site-Specific Soil Cleanup Goal (5 ft below ground surface)			**1.28**	**0.005**	**0.011**	**0.005**	**0.005**	**0.005**	**0.005**	**0.005**	**0.05**	**0.02**	**0.129**	**0.11**	**0.179**	**0.023**	**0.005**	**0.005**	**0.005**	**0.005**	**0.005**	**0.005**	**0.005**	**0.01**	**0.005**	**0.005**	**0.005**	**0.005**	**0.005**	**0.005**	**0.005**	**0.005**	**0.005**	**0.005**	**0.005**	**0.005**	**0.005**	**0.005**
C00204	---	6/1/2015	<0.050	<0.0050	<0.0020	<0.0050	<0.0050	<0.0050	<0.0050	<0.0050	<0.050	<0.020	<0.0050	<0.0050	<0.0050	<0.0050	<0.0050	<0.0050	<0.0050	<0.0050	<0.0050	<0.0050	<0.0050	<0.010	<0.0050	<0.0050	<0.0050	<0.0050	<0.0050	<0.0050	<0.0050	<0.0050	<0.0050	<0.0050	<0.0050	<0.0050	<0.0050	<0.0050
C00205	---	6/1/2015	<0.050	<0.0050	<0.0020	<0.0050	<0.0050	<0.0050	<0.0050	<0.0050	<0.050	<0.020	<0.0050	<0.0050	<0.0050	<0.0050	<0.0050	<0.0050	<0.0050	<0.0050	<0.0050	<0.0050	<0.0050	<0.010	<0.0050	<0.0050	<0.0050	<0.0050	<0.0050	<0.0050	<0.0050	<0.0050	<0.0050	<0.0050	<0.0050	<0.0050	<0.0050	<0.0050
C00206	---	6/1/2015	<0.050	<0.0050	<0.0020	<0.0050	<0.0050	<0.0050	<0.0050	<0.0050	<0.050	<0.020	<0.0050	<0.0050	<0.0050	<0.0050	<0.0050	<0.0050	<0.0050	<0.0050	<0.0050	<0.0050	<0.0050	<0.010	<0.0050	<0.0050	<0.0050	<0.0050	<0.0050	<0.0050	<0.0050	<0.0050	<0.0050	<0.0050	<0.0050	<0.0050	<0.0050	<0.0050
C00207	---	6/1/2015	<0.050	<0.0050	<0.0020	<0.0050	<0.0050	<0.0050	<0.0050	<0.0050	<0.050	<0.020	<0.0050	<0.0050	<0.0050	<0.0050	<0.0050	<0.0050	<0.0050	<0.0050	<0.0050	<0.0050	<0.0050	<0.010	<0.0050	<0.0050	<0.0050	<0.0050	<0.0050	<0.0050	<0.0050	<0.0050	<0.0050	<0.0050	<0.0050	<0.0050	<0.0050	<0.0050
C00208	---	6/1/2015	<0.050	<0.0050	<0.0020	<0.0050	<0.0050	<0.0050	<0.0050	<0.0050	<0.050	<0.020	<0.0050	<0.0050	<0.0050	<0.0050	<0.0050	<0.0050	<0.0050	<0.0050	<0.0050	<0.0050	<0.0050	<0.010	<0.0050	<0.0050	<0.0050	<0.0050	<0.0050	<0.0050	<0.0050	<0.0050	<0.0050	<0.0050	<0.0050	<0.0050	<0.0050	<0.0050
CS-14-179A-JD *	---	7/1/2015	<0.050	<0.0050	<0.010	<0.0050	<0.0050	<0.0050	<0.0050	<0.0050	<0.050	<0.020	<0.0050	<0.0050	<0.0050	<0.0050	<0.0050	<0.0050	<0.0050	<0.0050	<0.0050	<0.0050	<0.0050	<0.010	<0.0050	<0.0050	<0.0050	<0.0050	<0.0050	<0.0050	<0.0050	<0.0050	<0.0050	<0.0050	<0.0050	<0.0050	<0.0050	<0.0050
CS-14-180-JD *	---	7/1/2015	<0.050	<0.0050	<0.010	<0.0050	<0.0050	<0.0050	<0.0050	<0.0050	<0.050	<0.020	<0.0050	<0.0050	<0.0050	<0.0050	<0.0050	<0.0050	<0.0050	<0.0050	<0.0050	<0.0050	<0.0050	<0.010	<0.0050	<0.0050	<0.0050	<0.0050	<0.0050	<0.0050	<0.0050	<0.0050	<0.0050	<0.0050	<0.0050	<0.0050	<0.0050	<0.0050
CS-14-183A-JD *	---	7/1/2015	<0.050	<0.0050	<0.010	<0.0050	<0.0050	<0.0050	<0.0050	<0.0050	<0.050	<0.020	<0.0050	<0.0050	<0.0050	<0.0050	<0.0050	<0.0050	<0.0050	<0.0050	<0.0050	<0.0050	<0.0050	<0.010	<0.0050	<0.0050	<0.0050	<0.0050	<0.0050	<0.0050	<0.0050	<0.0050	<0.0050	<0.0050	<0.0050	<0.0050	<0.0050	<0.0050
CS-14-186A-JD *	---	7/1/2015	<0.050	<0.0050	<0.010	<0.0050	<0.0050	<0.0050	<0.0050	<0.0050	<0.050	<0.020	<0.0050	<0.0050	<0.0050	<0.0050	<0.0050	<0.0050	<0.0050	<0.0050	<0.0050	<0.0050	<0.0050	<0.010	<0.0050	<0.0050	<0.0050	<0.0050	<0.0050	<0.0050	<0.0050	<0.0050	<0.0050	<0.0050	<0.0050	<0.0050	<0.0050	<0.0050
CS-14-190A-JD *	---	7/1/2015	<0.050	<0.0050	<0.010	<0.0050	<0.0050	<0.0050	<0.0050	<0.0050	<0.050	<0.020	<0.0050	<0.0050	<0.0050	<0.0050	<0.0050	<0.0050	<0.0050	<0.0050	<0.0050	<0.0050	<0.0050	<0.010	<0.0050	<0.0050	<0.0050	<0.0050	<0.0050	<0.0050	<0.0050	<0.0050	<0.0050	<0.0050	<0.0050	<0.0050	<0.0050	<0.0050
CS-14-193A-JD *	---	7/1/2015	<0.050	<0.0050	<0.010	<0.0050	<0.0050	<0.0050	<0.0050	<0.0050	<0.050	<0.020	<0.0050	<0.0050	<0.0050	<0.0050	<0.0050	<0.0050	<0.0050	<0.0050	<0.0050	<0.0050	<0.0050	<0.010	<0.0050	<0.0050	<0.0050	<0.0050	<0.0050	<0.0050	<0.0050	<0.0050	<0.0050	<0.0050	<0.0050	<0.0050	<0.0050	<0.0050
CS-14-197A-JD *	---	7/1/2015	<0.050	<0.0050	<0.010	<0.0050	<0.0050	<0.0050	<0.0050	<0.0050	<0.050	<0.020	<0.0050	<0.0050	<0.0050	<0.0050	<0.0050	<0.0050	<0.0050	<0.0050	<0.0050	<0.0050	<0.0050	<0.010	<0.0050	<0.0050	<0.0050	<0.0050	<0.0050	<0.0050	<0.0050	<0.0050	<0.0050	<0.0050	<0.0050	<0.0050	<0.0050	<0.0050
CS-14-200A-L *	Lower	7/1/2015	<0.050	<0.0050	<0.010	<0.0050	<0.0050	<0.0050	<0.0050	<0.0050	<0.050	<0.020	<0.0050	<0.0050	<0.0050	<0.0050	<0.0050	<0.0050	<0.0050	<0.0050	<0.0050	<0.0050	<0.0050	<0.010	<0.0050	<0.0050	<0.0050	<0.0050	<0.0050	<0.0050	<0.0050	<0.0050	<0.0050	<0.0050	<0.0050	<0.0050	<0.0050	<0.0050
CS-14-200A-M *	Middle	7/1/2015	<0.050	<0.0050	<0.010	<0.0050	<0.0050	<0.0050	<0.0050	<0.0050	<0.050	<0.020	<0.0050	<0.0050	<0.0050	<0.0050	<0.0050	<0.0050	<0.0050	<0.0050	<0.0050	<0.0050	<0.0050	<0.010	<0.0050	<0.0050	<0.0050	<0.0050	<0.0050	<0.0050	<0.0050	<0.0050	<0.0050	<0.0050	<0.0050	<0.0050	<0.0050	<0.0050
CS-14-202A-L *	Lower	7/1/2015	<0.050	<0.0050	<0.010	<0.0050	<0.0050	<0.0050	<0.0050	<0.0050	<0.050	<0.020	<0.0050	<0.0050	<0.0050	<0.0050	<0.0050	<0.0050	<0.0050	<0.0050	<0.0050	<0.0050	<0.0050	<0.010	<0.0050	<0.0050	<0.0050	<0.0050	<0.0050	<0.0050	<0.0050	<0.0050	<0.0050	<0.0050	<0.0050	<0.0050	<0.0050	<0.0050
CS-14-202A-M *	Middle	7/1/2015	<0.050	<0.0050	<0.010	<0.0050	<0.0050	<0.0050	<0.0050	<0.0050	<0.050	<0.020	<0.0050	<0.0050	<0.0050	<0.0050	<0.0050	<0.0050	<0.0050	<0.0050	<0.0050	<0.0050	<0.0050	<0.010	<0.0050	<0.0050	<0.0050	<0.0050	<0.0050	<0.0050	<0.0050	<0.0050	<0.0050	<0.0050	<0.0050	<0.0050	<0.0050	<0.0050
CS-14-202-JD *	---	7/1/2015	<0.050	<0.0050	<0.010	<0.0050	<0.0050	<0.0050	<0.0050	<0.0050	<0.050	<0.020	<0.0050	<0.0050	<0.0050	<0.0050	<0.0050	<0.0050	<0.0050	<0.0050	<0.0050	<0.0050	<0.0050	<0.010	<0.0050	<0.0050	<0.0050	<0.0050	<0.0050	<0.0050	<0.0050	<0.0050	<0.0050	<0.0050	<0.0050	<0.0050	<0.0050	<0.0050
CS-14-207A-L *	Lower	7/1/2015	<0.050	<0.0050	<0.010	<0.0050	<0.0050	<0.0050	<0.0050	<0.0050	<0.050	<0.020	<0.0050	<0.0050	<0.0050	<0.0050	<0.0050	<0.0050	<0.0050	<0.0050	<0.0050	<0.0050	<0.0050	<0.010	<0.0050	<0.0050	<0.0050	<0.0050	<0.0050	<0.0050	<0.0050	<0.0050	<0.0050	<0.0050	<0.0050	<0.0050	<0.0050	<0.0050
CS-14-207A-M *	Middle	7/1/2015	<0.050	<0.0050	<0.010	<0.0050	<0.0050	<0.0050	<0.0050	<0.0050	<0.050	<0.020	<0.0050	<0.0050	<0.0050	<0.0050	<0.0050	<0.0050	<0.0050	<0.0050	<0.0050	<0.0050	<0.0050	<0.010	<0.0050	<0.0050	<0.0050	<0.0050	<0.0050	<0.0050	<0.0050	<0.0050	<0.0050	<0.0050	<0.0050	<0.0050	<0.0050	<0.0050
C00266	---	6/3/2015	<0.050	<0.0050	<0.0020	<0.0050	<0.0050	<0.0050	<0.0050	<0.0050	<0.050	<0.020	<0.0050	<0.0050	<0.0050	<0.0050	<0.0050	<0.0050	<0.0050	<0.0050	<0.0050	<0.0050	<0.0050	<0.010	<0.0050	<0.0050	<0.0050	<0.0050	<0.0050	<0.0050	<0.0050	<0.0050	<0.0050	<0.0050	<0.0050	<0.0050	<0.0050	<0.0050
C00267	---	6/3/2015	<0.050	<0.0050	<0.0020	<0.0050	<0.0050	<0.0050	<0.0050	<0.0050	<0.050	<0.020	<0.0050	<0.0050	<0.0050	<0.0050	<0.0050	<0.0050	<0.0050	<0.0050	<0.0050	<0.0050	<0.0050	<0.010	<0.0050	<0.0050	<0.0050	<0.0050	<0.0050	<0.0050	<0.0050	<0.0050	<0.0050	<0.0050	<0.0050	<0.0050	<0.0050	<0.0050
C00268	---	6/3/2015	<0.050	<0.0050	<0.0020	<0.0050	<0.0050	<0.0050	<0.0050	<0.0050	<0.050	<0.020	<0.0050	<0.0050	<0.0050	<0.0050	<0.0050	<0.0050	<0.0050	<0.0050	<0.0050	<0.0050	<0.0050	<0.010	<0.0050	<0.0050	<0.0050	<0.0050	<0.0050	<0.0050	<0.0050	<0.0050	<0.0050	<0.0050	<0.0050	<0.0050	<0.0050	<0.0050
C00269	---	6/3/2015	<0.050	<0.0050	<0.0020	<0.0050	<0.0050	<0.0050	<0.0050	<0.0050	<0.050	<0.020	<0.0050	<0.0050	<0.0050	<0.0050	<0.0050	<0.0050	<0.0050	<0.0050	<0.0050	<0.0050	<0.0050	<0.010	<0.0050	<0.0050	<0.0050	<0.0050	<0.0050	<0.0050	<0.0050	<0.0050	<0.0050	<0.0050	<0.0050	<0.0050	<0.0050	<0.0050
C00270	---	6/3/2015	<0.050	<0.0050	<0.0020	<0.0050	<0.0050	<0.0050	<0.0050	<0.0050	<0.050	<0.020	<0.0050	<0.0050	<0.0050	<0.0050	<0.0050	<0.0050	<0.0050	<0.0050	<0.0050	<0.0050	<0.0050	<0.010	<0.0050	<0.0050	<0.0050	<0.0050	<0.0050	<0.0050	<0.0050	<0.0050	<0.0050	<0.0050	<0.0050	<0.0050	<0.0050	<0.0050
C00271	---	6/3/2015	<0.050	<0.0050	<0.0020	<0.0050	<0.0050	<0.0050	<0.0050	<0.0050	<0.050	<0.020	<0.0050	<0.0050	<0.0050	<0.0050	<0.0050	<0.0050	<0.0050	<0.0050	<0.0050	<0.0050	<0.0050	<0.010	<0.0050	<0.0050	<0.0050	<0.0050	<0.0050	<0.0050	<0.0050	<0.0050	<0.0050	<0.0050	<0.0050	<0.0050	<0.0050	<0.0050
C00272	---	6/3/2015	<0.050	<0.0050	<0.0020	<0.0050	<0.0050	<0.0050	<0.0050	<0.0050	<0.050	<0.020	<0.0050	<0.0050	<0.0050	<0.0050	<0.0050	<0.0050	<0.0050	<0.0050	<0.0050	<0.0050	<0.0050	<0.010	<0.0050	<0.0050	<0.0050	<0.0050	<0.0050	<0.0050	<0.0050	<0.0050	<0.0050	<0.0050	<0.0050	<0.0050	<0.0050	<0.0050
C00273	---	6/3/2015	<0.050	<0.0050	<0.0020	<0.0050	<0.0050	<0.0050	<0.0050	<0.0050	<0.050	<0.020	<0.0050	<0.0050	<0.0050	<0.0050	<0.0050	<0.0050	<0.0050	<0.0050	<0.0050	<0.0050	<0.0050	<0.010	<0.0050	<0.0050	<0.0050	<0.0050	<0.0050	<0.0050	<0.0050	<0.0050	<0.0050	<0.0050	<0.0050	<0.0050	<0.0050	<0.0050
C00274	---	6/3/2015	<0.050	<0.0050	<0.0020	<0.0050	<0.0050	<0.0050	<0.0050	<0.0050	<0.050	<0.020	<0.0050	<0.0050	<0.0050	<0.0050	<0.0050	<0.0050	<0.0050	<0.0050	<0.0050	<0.0050	<0.0050	<0.010	<0.0050	<0.0050	<0.0050	<0.0050	<0.0050	<0.0050	<0.0050	<0.0050	<0.0050	<0.0050	<0.0050	<0.0050	<0.0050	<0.0050
C00275	---	6/3/2015	<0.050	<0.0050	<0.0020	<0.0050	<0.0050	<0.0050	<0.0050	<0.0050	<0.050	<0.020	<0.0050	<0.0050	<0.0050	<0.0050	<0.0050	<0.0050	<0.0050	<0.0050	<0.0050	<0.0050	<0.0050	<0.010	<0.0050	<0.0050	<0.0050	<0.0050	<0.0050	<0.0050	<0.0050	<0.0050	<0.0050	<0.0050	<0.0050	<0.0050	<0.0050	<0.0050
C00276	---	6/3/2015	<0.050	<0.0050	<0.0020	<0.0050	<0.0050	<0.0050	<0.0050	<0.0050	<0.050	<0.020	<0.0050	<0.0050	<0.0050	<0.0050	<0.0050	<0.0050	<0.0050	<0.0050	<0.0050	<0.0050	<0.0050	<0.010	<0.0050	<0.0050	<0.0050	<0.0050	<0.0050	<0.0050	<0.0050	<0.0050	<0.0050	<0.0050	<0.0050	<0.0050	<0.0050	<0.0050
C00277	---	6/3/2015	<0.050	<0.0050	<0.0020	<0.0050	<0.0050	<0.0050	<0.0050	<0.0050	<0.050	<0.020	<0.0050	<0.0050	<0.0050	<0.0050	<0.0050	<0.0050	<0.0050	<0.0050	<0.0050	<0.0050	<0.0050	<0.010	<0.0050	<0.0050	<0.0050	<0.0050	<0.0050	<0.0050	<0.0050	<0.0050	<0.0050	<0.0050	<0.0050	<0.0050	<0.0050	<0.0050
C00278	---	6/3/2015	<0.050	<0.0050	<0.0020	<0.0050	<0.0050	<0.0050	<0.0050	<0.0050	<0.050	<0.020	<0.0050	<0.0050	<0.0050	<0.0050	<0.0050	<0.0050	<0.0050	<0.0050	<0.0050	<0.0050	<0.0050	<0.010	<0.0050	<0.0050	<0.0050	<0.0050	<0.0050	<0.0050	<0.0050	<0.0050	<0.0050	<0.0050	<0.0050	<0.0050	<0.0050	<0.0050
C00279	---	6/3/2015	<0.050	<0.0050	<0.0020	<0.0050	<0.0050	<0.0050	<0.0050	<0.0050	<0.050	<0.020	<0.0050	<0.0050	<0.0050	<0.0050	<0.0050	<0.0050	<0.0050	<0.0050	<0.0050	<0.0050	<0.0050	<0.010	<0.0050	<0.0050	<0.0050	<0.0050	<0.0050	<0.0050	<0.0050	<0.0050	<0.0050	<0.0050	<0.0050	<0.0050	<0.0050	<0.0050
C00280	---	6/3/2015	<0.050	<0.0050	<0.0020	<0.0050	<0.0050	<0.0050	<0.0050	<0.0050	<0.050	<0.020	<0.0050	<0.0050	<0.0050	<0.0050	<0.0050	<0.0050	<0.0050	<0.0050	<0.0050	<0.0050	<0.0050	<0.010	<0.0050	<0.0050	<0.0050	<0.0050	<0.0050	<0.0050	<0.0050	<0.0050	<0.0050	<0.0050	<0.0050	<0.0050	<0.0050	<0.0050
C00281	---	6/3/2015	<0.050	<0.0050	<0.0020	<0.0050	<0.0050	<0.0050	<0.0050	<0.0050	<0.050	<0.020	<0.0050	<0.0050	<0.0050	<0.0050	<0.0050	<0.0050	<0.0050	<0.0050	<0.0050	<0.0050	<0.0050	<0.010	<0.0050	<0.0050	<0.0050	<0.0050	<0.0050	<0.0050	<0.0050	<0.0050	<0.0050	<0.0050	<0.0050	<0.0050	<0.0050	<0.0050
C00282	---	6/3/2015	<0.050	<0.0050	<0.0020	<0.0050	<0.0050	<0.0050	<0.0050	<0.0050	<0.050	<0.020	<0.0050	<0.0050	<0.0050	<0.0050	<0.0050	<0.0050	<0.0050	<0.0050	<0.0050	<0.0050	<0.0050	<0.010	<0.0050	<0.0050	<0.0050	<0.0050	<0.0050	<0.0050	<0.0050	<0.0050	<0.0050	<0.0050	<0.0050	<0.0050	<0.0050	<0.0050
C00283	---	6/3/2015	<0.050	<0.0050	<0.0020	<0.0050	<0.0050	<0.0050	<0.0050	<0.0050	<0.050	<0.020	<0.0050	<0.0050	<0.0050	<0.0050	<0.0050	<0.0050	<0.0050	<0.0050	<0.0050	<0.0050	<0.0050	<0.010	<0.0050	<0.0050	<0.0050	<0.0050	<0.0050	<0.0050	<0.0050	<0.0050	<0.0050	<0.0050	<0.0050	<0.0050	<0.0050	<0.0050
C00284	---	6/3/2015	<0.050	<0.0050	<0.0020	<0.0050	<0.0050	<0.0050	<0.0050	<0.0050	<0.050	<0.020	<0.0050	<0.0050	<0.0050	<0.0050	<0.0050	<0.0050	<0.0050	<0.0050	<0.0050	<0.0050	<0.0050	<0.010	<0.0050	<0.0050	<0.0050	<0.0050	<0.0050	<0.0050	<0.0050	<0.0050	<0.0050	<0.0050	<0.0050	<0.0050	<0.0050	<0.0050
C00285	---	6/4/2015	<0.050	<0.0050	<0.0020	<0.0050	<0.0050	<0.0050	<0.0050	<0.0050	<0.050	<0.020	<0.0050	<0.0050	<0.0050	<0.0050	<0.0050	<0.0050	<0.0050	<0.0050	<0.0050	<0.0050	<0.0050	<0.010	<0.0050	<0.0050	<0.0050	<0.0050	<0.0050	<0.0050	<0.0050	<0.0050	<0.0050	<0.0050	<0.0050	<0.0050	<0.0050	<0.0050
C00286	---	6/4/2015	<0.050	<0.0050	<0.0020	<0.0050	<0.0050	<0.0050	<0.0050	<0.0050	<0.050	<0.020	<0.0050	<0.0050	<0.0050	<0.0050	<0.0050	<0.0050	<0.0050	<0.0050	<0.0050	<0.0050	<0.0050	<0.010	<0.0050	<0.0050	<0.0050	<0.0050	<0.0050	<0.0050	<0.0050	<0.0050	<0.0050	<0.0050	<0.0050	<0.0050	<0.0050	<0.0050
C00287	---	6/4/2015	<0.050	<0.0050	<0.0020	<0.0050	<0.0050	<0.0050	<0.0050	<0.0050	<0.050	<0.020	<0.0050	<0.0050	<0.0050	<0.0050	<0.0050	<0.0050	<0.0050	<0.0050	<0.0050	<0.0050	<0.0050	<0.010	<0.0050	<0.0050	<0.0050	<0.0050	<0.0050	<0.0050	<0.0050	<0.0050	<0.0050	<0.0050	<0.0050	<0.0050	<0.0050	<0.0050
C00288	---	6/4/2015	<0.050	<0.0050	<0.0020	<0.0050	<0.0050	<0.0050	<0.0050	<0.0050	<0.050	<0.020	<0.0050	<0.0050	<0.0050	<0.0050	<0.0050	<0.0050	<0.0050	<0.0050	<0.0050	<0.0050	<0.0050	<0.010	<0.0050	<0.0050	<0.0050	<0.0050	<0.0050	<0.0050	<0.0050	<0.0050	<0.0050	<0.0050	<0.0050	<0.0050	<0.0050	<0.0050
C00289	---	6/4/2015	<0.050	<0.0050	<0.0020	<0.0050	<0.0050	<0.0050	<0.0050	<0.0050	<0.050	<0.020	<0.0050	<0.0050	<0.0050	<0.0050	<0.0050	<0.0050	<0.0050	<0.0050	<0.0050	<0.0050	<0.0050	<0.010	<0.0050	<0.0050	<0.0050	<0.0050	<0.0050	<0.0050	<0.0050	<0.0050	<0.0050	<0.0050	<0.0050	<0.0050	<0.0050	<0.0050
C00290	---	6/4/2015	<0.050	<0.0050	<0.0020	<0.0050	<0.0050	<0.0050	<0.0050	<0.0050	<0.050	<0.020	<0.0050	<0.0050	<0.0050	<0.0050	<0.0050	<0.0050	<0.0050	<0.0050	<0.0050	<0.0050	<0.0050	<0.010	<0.0050	<0.0050	<0.0050	<0.0050	<0.0050	<0.0050	<0.0050	<0.0050	<0.0050	<0.0050	<0.0050	<0.0050	<0.0050	<0.0050
C00291	---	6/4/2015	<0.050	<0.0050	<0.0020	<0.0050	<0.0050	<0.0050	<0.0050	<0.0050	<0.050	<0.020	<0.0050	<0.0050	<0.0050	<0.0050	<0.0050	<0.0050	<0.0050	<0.0050	<0.0050	<0.0050	<0.0050	<0.010	<0.0050	<0.0050	<0.0050	<0.0050	<0.0050	<0.0050	<0.0050	<0.0050	<0.0050	<0.0050	<0.0050	<0.0050	<0.0050	<0.0050
C00292	---	6/4/2015	<0.050	<0.0050	<0.0020	<0.0050	<0.0050	<0.0050	<0.0050	<0.0050	<0.050	<0.020	<0.0050	<0.0050	<0.0050	<0.0050	<0.0050	<0.0050	<0.0050	<0.0050	<0.0050	<0.0050	<0.0050	<0.010	<0.0050	<0.0050	<0.0050	<0.0050	<0.0050	<0.0050	<0.0050	<0.0050	<0.0050	<0.0050	<0.0050	<0.0050	<0.0050	<0.0050
C00293	---	6/4/2015	<0.050	<0.0050	<0.0020	<0.0050	<0.0050	<0.0050	<0.0050	<0.0050	<0.050	<0.020	<0.0050	<0.0050	<0.0050	<0.0050	<0.0050	<0.0050	<0.0050	<0.0050	<0.0050	<0.0050	<0.0050	<0.010	<0.0050	<0.0050	<0.0050	<0.0050	<0.0050	<0.0050	<0.0050	<0.0050	<0.0050	<0.0050	<0.0050	<0.0050	<0.0050	<0.0050
C00378	---	9/22/2015	<0.050	<0.0050	<0.010	<0.0050	<0.0050	<0.0050	<0.0050	<0.0050	<0.050	<0.020	<0.0050	<0.0050	<0.0050	<0.0050	<0.0050	<0.0050	<0.0050	<0.0050	<0.0050	<0.0050	<0.0050	<0.010	<0.0050	<0.0050	<0.0050	<0.0050	<0.0050	<0.0050	<0.0050	<0.0050	<0.0050	<0.0050	<0.0050	<0.0050	<0.0050	<0.0050
C00379	---	9/22/2015	<0.050	<0.0050	<0.010	<0.0050	<0.0050	<0.0050	<0.0050	<0.0050	<0.050	<0.020	<0.0050	<0.0050	<0.0050	<0.0050	<0.0050	<0.0050	<0.0050	<0.0050	<0.0050	<0.0050	<0.0050	<0.010	<0.0050	<0.0050	<0.0050	<0.0050	<0.0050	<0.0050	<0.0050	<0.0050	<0.0050	<0.0050	<0.0050	<0.0050	<0.0050	<0.0050
C00381	---	9/22/2015	<0.050	<0.0050	<0.010	<0.0050	<0.0050	<0.0050	<0.0050	<0.0050	<0.050	<0.020	<0.0050	<0.0050	<0.0050	<0.0050	<0.0050	<0.0050	<0.0050	<0.0050	<0.0050	<0.0050	<0.0050	<0.010	<0.0050	<0.0050	<0.0050	<0.0050	<0.0050	<0.0050	<0.0050	<0.0050	<0.0050	<0.0050	<0.0050	<0.0050	<0.0050	<0.0050
C00382	---	9/22/2015	<0.050	<0.0050	<0.010	<0.0050	<0.0050	<0.0050	<0.0050	<0.0050	<0.050	<0.020	<0.0050	<0.0050	<0.0050	<0.0050	<0.0050	<0.0050	<0.0050	<0.0050	<0.0050	<0.0050	<0.0050	<0.010	<0.0050	<0.0050	<0.0050	<0.0050	<0.0050	<0.0050	<0.0050	<0.0050	<0.0050	<0.0050	<0.0050	<0.0050	<0.0050	<0.0050
C00383	---	9/22/2015	<0.050	<0.0050	<0.010	<0.0050	<0.0050	<0.0050	<0.0050	<0.0050	<0.050	<0.020	<0.0050	<0.0050	<0.0050	<0.0050	<0.0050	<0.0050	<0.0050	<0.0050	<0.0050	<0.0050	<0.0050	<0.010	<0.0050	<0.0050	<0.0050	<0.0050	<0.0050	<0.0050	<0.0050	<0.0050	<0.0050	<0.0050	<0.0050	<0.0050	<0.0050	<0.0050
C00384	---	9/22/2015	<0.050	<0.0050	<0.010	<0.0050	<0.0050	<0.0050	<0.0050	<0.0050	<0.050	<0.020	<0.0050	<0.0050	<0.0050	<0.0050	<0.0050	<0.0050	<0.0050	<0.0050	<0.0050	<0.0050	<0.0050	<0.010	<0.0050	<0.0050	<0.0050	<0.0050	<0.0050	<0.0050	<0.0050	<0.0050	<0.0050	<0.0050	<0.0050	<0.0050	<0.0050	<0.0050
C00385	---	9/22/2015	<0.050	<0.0050	<0.010	<0.0050	<0.0050	<0.0050	<0.0050	<0.0050	<0.050	<0.020	<0.0050	<0.0050	<0.0050	<0.0050	<0.0050	<0.0050	<0.0050	<0.0050	<0.0050	<0.0050	<0.0050	<0.010	<0.0050	<0.0050	<0.0050	<0.0050	<0.0050	<0.0050	<0.0050	<0.0050	<0.0050	<0.0050	<0.0050	<0.0050	<0.0050	<0.0050
C00386	---	9/22/2015	<0.050	<0.0050	<0.010	<0.0050	<0.0050	<0.0050	<0.0050	<0.0050	<0.050	<0.020	<0.0050	<0.0050	<0.0050	<0.0050	<0.0050

TABLE A-2
ANALYTICAL RESULTS FOR VOCs IN SOIL (0 TO 10 FEET BGS)
Defense Fuel Support Point Norwalk
15306 Norwalk Boulevard, Norwalk, California

Sample ID	Sample Depth	Date Sampled	2,2-Dichloropropane (mg/kg)	1,1-Dichloropropylene (mg/kg)	trans-1,3-Dichloropropylene (mg/kg)	cis-1,3-Dichloropropylene (mg/kg)	Diisopropyl ether (DIPE) (mg/kg)	Ethylbenzene (mg/kg)	Ethyl-tert-Butyl Ether (ETBE) (mg/kg)	Hexachlorobutadiene (mg/kg)	2-Hexanone (MBK) (mg/kg)	Isopropylbenzene (mg/kg)	4-Isopropyltoluene (mg/kg)	4-Methyl-2-pentanone (MIBK) (mg/kg)	Methylene Chloride (mg/kg)	Methyl-tert-Butyl Ether (MTBE) (mg/kg)	Naphthalene (mg/kg)	n-Propylbenzene (mg/kg)	Styrene (mg/kg)	1,1,1,2-Tetrachloroethane (mg/kg)	1,1,2,2-Tetrachloroethane (mg/kg)	Tetrachloroethylene (PCE) (mg/kg)	Toluene (mg/kg)	1,1,2-Trichloro-1,2,2-trifluoroethane (R113) (mg/kg)	1,2,3-Trichlorobenzene (mg/kg)	1,2,4-Trichlorobenzene (mg/kg)	1,1,1-Trichloroethane (mg/kg)	1,1,2-Trichloroethane (mg/kg)	Trichloroethylene (TCE) (mg/kg)	Trichlorofluoromethane (R11) (mg/kg)	1,2,3-Trichloropropane (mg/kg)	1,2,4-Trimethylbenzene (mg/kg)	1,3,5-Trimethylbenzene (mg/kg)	Vinyl chloride (mg/kg)	o-Xylene (mg/kg)	m,p-Xylenes (mg/kg)	Gasoline Range Organics (GRO) (mg/kg)
RWQCB Site-Specific Soil Cleanup Goal (0.5 ft below ground surface)			**0.005**	**0.005**	**0.005**	**0.005**	**0.424**	**1.44**	**0.005**	**0.01**	**0.05**	**4.78**	**0.005**	**0.05**	**0.05**	**0.005**	**0.231**	**1.87**	**0.399**	**0.005**	**0.005**	**0.005**	**0.444**	**0.005**	**0.005**	**0.005**	**0.005**	**0.005**	**0.005**	**0.005**	**0.005**	**1.8**	**1.77**	**0.005**	**---**	**---**	**500**
RWQCB Site-Specific Soil Cleanup Goal (5 ft below ground surface)			**0.005**	**0.005**	**0.005**	**0.005**	**0.212**	**1.07**	**0.005**	**0.01**	**0.05**	**0.303**	**0.005**	**0.05**	**0.05**	**0.005**	**0.012**	**0.114**	**0.03**	**0.005**	**0.005**	**0.005**	**0.356**	**0.005**	**0.005**	**0.005**	**0.005**	**0.005**	**0.005**	**0.005**	**0.005**	**0.12**	**0.118**	**0.005**	**---**	**---**	**100**
C00204	---	6/1/2015	<0.0050	<0.0050	<0.0050	<0.0050	<0.0050	<0.0020	<0.0050	<0.010	<0.050	<0.0050	<0.0050	<0.050	<0.050	<0.0050	<0.010	<0.0050	<0.0050	<0.0050	<0.0050	<0.0050	<0.0020	<0.0050	<0.0050	<0.0050	<0.0050	<0.0050	<0.0050	<0.0050	<0.0050	<0.0050	<0.0050	<0.0050	<0.0020	<0.0020	<0.50
C00205	---	6/1/2015	<0.0050	<0.0050	<0.0050	<0.0050	<0.0050	<0.0020	<0.0050	<0.010	<0.050	<0.0050	<0.0050	<0.050	<0.050	<0.0050	<0.010	<0.0050	<0.0050	<0.0050	<0.0050	<0.0050	<0.0020	<0.0050	<0.0050	<0.0050	<0.0050	<0.0050	<0.0050	<0.0050	<0.0050	<0.0050	<0.0050	<0.0050	<0.0020	<0.0020	<0.50
C00206	---	6/1/2015	<0.0050	<0.0050	<0.0050	<0.0050	<0.0050	<0.0020	<0.0050	<0.010	<0.050	<0.0050	<0.0050	<0.050	<0.050	<0.0050	<0.010	<0.0050	<0.0050	<0.0050	<0.0050	<0.0050	<0.0020	<0.0050	<0.0050	<0.0050	<0.0050	<0.0050	<0.0050	<0.0050	<0.0050	<0.0050	<0.0050	<0.0050	<0.0020	<0.0020	<0.50
C00207	---	6/1/2015	<0.0050	<0.0050	<0.0050	<0.0050	<0.0050	<0.0020	<0.0050	<0.010	<0.050	<0.0050	<0.0050	<0.050	<0.050	<0.0050	<0.010	<0.0050	<0.0050	<0.0050	<0.0050	<0.0050	<0.0020	<0.0050	<0.0050	<0.0050	<0.0050	<0.0050	<0.0050	<0.0050	<0.0050	<0.0050	<0.0050	<0.0050	<0.0020	<0.0020	<0.50
C00208	---	6/1/2015	<0.0050	<0.0050	<0.0050	<0.0050	<0.0050	<0.0020	<0.0050	<0.010	<0.050	<0.0050	<0.0050	<0.050	<0.050	<0.0050	<0.010	<0.0050	<0.0050	<0.0050	<0.0050	<0.0050	<0.0020	<0.0050	<0.0050	<0.0050	<0.0050	<0.0050	<0.0050	<0.0050	<0.0050	<0.0050	<0.0050	<0.0050	<0.0020	<0.0020	<0.50
CS-14-179A-JD *	---	7/1/2015	<0.0050	<0.0050	<0.0050	<0.0050	<0.0050	<0.0020	<0.0050	<0.010	<0.050	<0.0050	<0.0050	<0.050	<0.050	<0.0050	<0.010	<0.0050	<0.0050	<0.0050	<0.0050	<0.0050	<0.0020	<0.0050	<0.0050	<0.0050	<0.0050	<0.0050	<0.0050	<0.0050	<0.0050	<0.0050	<0.0050	<0.0050	<0.0020	<0.0020	<0.50
CS-14-180-JD *	---	7/1/2015	<0.0050	<0.0050	<0.0050	<0.0050	<0.0050	<0.0020	<0.0050	<0.010	<0.050	<0.0050	<0.0050	<0.050	<0.050	<0.0050	<0.010	<0.0050	<0.0050	<0.0050	<0.0050	<0.0050	<0.0020	<0.0050	<0.0050	<0.0050	<0.0050	<0.0050	<0.0050	<0.0050	<0.0050	<0.0050	<0.0050	<0.0050	<0.0020	<0.0020	<0.50
CS-14-183A-JD *	---	7/1/2015	<0.0050	<0.0050	<0.0050	<0.0050	<0.0050	<0.0020	<0.0050	<0.010	<0.050	<0.0050	<0.0050	<0.050	<0.050	<0.0050	<0.010	<0.0050	<0.0050	<0.0050	<0.0050	<0.0050	<0.0020	<0.0050	<0.0050	<0.0050	<0.0050	<0.0050	<0.0050	<0.0050	<0.0050	<0.0050	<0.0050	<0.0050	<0.0020	<0.0020	<0.50
CS-14-186A-JD *	---	7/1/2015	<0.0050	<0.0050	<0.0050	<0.0050	<0.0050	<0.0020	<0.0050	<0.010	<0.050	<0.0050	<0.0050	<0.050	<0.050	<0.0050	<0.010	<0.0050	<0.0050	<0.0050	<0.0050	<0.0050	<0.0020	<0.0050	<0.0050	<0.0050	<0.0050	<0.0050	<0.0050	<0.0050	<0.0050	<0.0050	<0.0050	<0.0050	<0.0020	<0.0020	<0.50
CS-14-190A-JD *	---	7/1/2015	<0.0050	<0.0050	<0.0050	<0.0050	<0.0050	<0.0020	<0.0050	<0.010	<0.050	<0.0050	<0.0050	<0.050	<0.050	<0.0050	<0.010	<0.0050	<0.0050	<0.0050	<0.0050	<0.0050	<0.0020	<0.0050	<0.0050	<0.0050	<0.0050	<0.0050	<0.0050	<0.0050	<0.0050	<0.0050	<0.0050	<0.0050	<0.0020	<0.0020	<0.50
CS-14-193A-JD *	---	7/1/2015	<0.0050	<0.0050	<0.0050	<0.0050	<0.0050	<0.0020	<0.0050	<0.010	<0.050	<0.0050	<0.0050	<0.050	<0.050	<0.0050	<0.010	<0.0050	<0.0050	<0.0050	<0.0050	<0.0050	**0.0021**	<0.0050	<0.0050	<0.0050	<0.0050	<0.0050	<0.0050	<0.0050	<0.0050	<0.0050	<0.0050	<0.0050	<0.0020	<0.0020	<0.50
CS-14-197A-JD *	---	7/1/2015	<0.0050	<0.0050	<0.0050	<0.0050	<0.0050	<0.0020	<0.0050	<0.010	<0.050	<0.0050	<0.0050	<0.050	<0.050	<0.0050	<0.010	<0.0050	<0.0050	<0.0050	<0.0050	<0.0050	**0.0024**	<0.0050	<0.0050	<0.0050	<0.0050	<0.0050	<0.0050	<0.0050	<0.0050	<0.0050	<0.0050	<0.0050	<0.0020	<0.0020	<0.50
CS-14-200A-L *	Lower	7/1/2015	<0.0050	<0.0050	<0.0050	<0.0050	<0.0050	<0.0020	<0.0050	<0.010	<0.050	<0.0050	<0.0050	<0.050	<0.050	<0.0050	<0.010	<0.0050	<0.0050	<0.0050	<0.0050	<0.0050	<0.0020	<0.0050	<0.0050	<0.0050	<0.0050	<0.0050	<0.0050	<0.0050	<0.0050	<0.0050	<0.0050	<0.0050	<0.0020	<0.0020	<0.50
CS-14-200A-M *	Middle	7/1/2015	<0.0050	<0.0050	<0.0050	<0.0050	<0.0050	<0.0020	<0.0050	<0.010	<0.050	<0.0050	<0.0050	<0.050	<0.050	<0.0050	<0.010	<0.0050	<0.0050	<0.0050	<0.0050	<0.0050	<0.0020	<0.0050	<0.0050	<0.0050	<0.0050	<0.0050	<0.0050	<0.0050	<0.0050	<0.0050	<0.0050	<0.0050	<0.0020	<0.0020	<0.50
CS-14-202A-L *	Lower	7/1/2015	<0.0050	<0.0050	<0.0050	<0.0050	<0.0050	<0.0020	<0.0050	<0.010	<0.050	<0.0050	<0.0050	<0.050	<0.050	<0.0050	<0.010	<0.0050	<0.0050	<0.0050	<0.0050	<0.0050	<0.0020	<0.0050	<0.0050	<0.0050	<0.0050	<0.0050	<0.0050	<0.0050	<0.0050	<0.0050	<0.0050	<0.0050	<0.0020	<0.0020	<0.50
CS-14-202A-M *	Middle	7/1/2015	<0.0050	<0.0050	<0.0050	<0.0050	<0.0050	<0.0020	<0.0050	<0.010	<0.050	<0.0050	<0.0050	<0.050	<0.050	<0.0050	<0.010	<0.0050	<0.0050	<0.0050	<0.0050	<0.0050	<0.0020	<0.0050	<0.0050	<0.0050	<0.0050	<0.0050	<0.0050	<0.0050	<0.0050	<0.0050	<0.0050	<0.0050	<0.0020	<0.0020	<0.50
CS-14-202-JD *	---	7/1/2015	<0.0050	<0.0050	<0.0050	<0.0050	<0.0050	<0.0020	<0.0050	<0.010	<0.050	<0.0050	<0.0050	<0.050	<0.050	<0.0050	<0.010	<0.0050	<0.0050	<0.0050	<0.0050	<0.0050	<0.0020	<0.0050	<0.0050	<0.0050	<0.0050	<0.0050	<0.0050	<0.0050	<0.0050	<0.0050	<0.0050	<0.0050	<0.0020	<0.0020	<0.50
CS-14-207A-L *	Lower	7/1/2015	<0.0050	<0.0050	<0.0050	<0.0050	<0.0050	<0.0020	<0.0050	<0.010	<0.050	<0.0050	<0.0050	<0.050	<0.050	<0.0050	<0.010	<0.0050	<0.0050	<0.0050	<0.0050	<0.0050	**0.0020**	<0.0050	<0.0050	<0.0050	<0.0050	<0.0050	<0.0050	<0.0050	<0.0050	<0.0050	<0.0050	<0.0050	<0.0020	<0.0020	<0.50
CS-14-207A-M *	Middle	7/1/2015	<0.0050	<0.0050	<0.0050	<0.0050	<0.0050	<0.0020	<0.0050	<0.010	<0.050	<0.0050	<0.0050	<0.050	<0.050	<0.0050	<0.010	<0.0050	<0.0050	<0.0050	<0.0050	<0.0050	<0.0020	<0.0050	<0.0050	<0.0050	<0.0050	<0.0050	<0.0050	<0.0050	<0.0050	<0.0050	<0.0050	<0.0050	<0.0020	<0.0020	<0.50
C00266	---	6/3/2015	<0.0050	<0.0050	<0.0050	<0.0050	<0.0050	<0.0020	<0.0050	<0.010	<0.050	<0.0050	<0.0050	<0.050	<0.050	<0.0050	<0.010	<0.0050	<0.0050	<0.0050	<0.0050	<0.0050	<0.0020	<0.0050	<0.0050	<0.0050	<0.0050	<0.0050	<0.0050	<0.0050	<0.0050	<0.0050	<0.0050	<0.0050	<0.0020	<0.0020	<0.50
C00267	---	6/3/2015	<0.0050	<0.0050	<0.0050	<0.0050	<0.0050	<0.0020	<0.0050	<0.010	<0.050	<0.0050	<0.0050	<0.050	<0.050	<0.0050	<0.010	<0.0050	<0.0050	<0.0050	<0.0050	<0.0050	<0.0020	<0.0050	<0.0050	<0.0050	<0.0050	<0.0050	<0.0050	<0.0050	<0.0050	<0.0050	<0.0050	<0.0050	<0.0020	<0.0020	<0.50
C00268	---	6/3/2015	<0.0050	<0.0050	<0.0050	<0.0050	<0.0050	<0.0020	<0.0050	<0.010	<0.050	<0.0050	<0.0050	<0.050	<0.050	<0.0050	<0.010	<0.0050	<0.0050	<0.0050	<0.0050	<0.0050	<0.0020	<0.0050	<0.0050	<0.0050	<0.0050	<0.0050	<0.0050	<0.0050	<0.0050	<0.0050	<0.0050	<0.0050	<0.0020	<0.0020	<0.50
C00269	---	6/3/2015	<0.0050	<0.0050	<0.0050	<0.0050	<0.0050	<0.0020	<0.0050	<0.010	<0.050	<0.0050	<0.0050	<0.050	<0.050	<0.0050	<0.010	<0.0050	<0.0050	<0.0050	<0.0050	<0.0050	<0.0020	<0.0050	<0.0050	<0.0050	<0.0050	<0.0050	<0.0050	<0.0050	<0.0050	<0.0050	<0.0050	<0.0050	<0.0020	<0.0020	<0.50
C00270	---	6/3/2015	<0.0050	<0.0050	<0.0050	<0.0050	<0.0050	<0.0020	<0.0050	<0.010	<0.050	<0.0050	<0.0050	<0.050	<0.050	<0.0050	<0.010	<0.0050	<0.0050	<0.0050	<0.0050	<0.0050	<0.0020	<0.0050	<0.0050	<0.0050	<0.0050	<0.0050	<0.0050	<0.0050	<0.0050	<0.0050	<0.0050	<0.0050	<0.0020	<0.0020	<0.50
C00271	---	6/3/2015	<0.0050	<0.0050	<0.0050	<0.0050	<0.0050	<0.0020	<0.0050	<0.010	<0.050	<0.0050	<0.0050	<0.050	<0.050	<0.0050	<0.010	<0.0050	<0.0050	<0.0050	<0.0050	<0.0050	<0.0020	<0.0050	<0.0050	<0.0050	<0.0050	<0.0050	<0.0050	<0.0050	<0.0050	<0.0050	<0.0050	<0.0050	<0.0020	<0.0020	<0.50
C00272	---	6/3/2015	<0.0050	<0.0050	<0.0050	<0.0050	<0.0050	<0.0020	<0.0050	<0.010	<0.050	<0.0050	<0.0050	<0.050	<0.050	<0.0050	<0.010	<0.0050	<0.0050	<0.0050	<0.0050	<0.0050	<0.0020	<0.0050	<0.0050	<0.0050	<0.0050	<0.0050	<0.0050	<0.0050	<0.0050	<0.0050	<0.0050	<0.0050	<0.0020	<0.0020	<0.50
C00273	---	6/3/2015	<0.0050	<0.0050	<0.0050	<0.0050	<0.0050	<0.0020	<0.0050	<0.010	<0.050	<0.0050	<0.0050	<0.050	<0.050	<0.0050	<0.010	<0.0050	<0.0050	<0.0050	<0.0050	<0.0050	<0.0020	<0.0050	<0.0050	<0.0050	<0.0050	<0.0050	<0.0050	<0.0050	<0.0050	<0.0050	<0.0050	<0.0050	<0.0020	<0.0020	<0.50
C00274	---	6/3/2015	<0.0050	<0.0050	<0.0050	<0.0050	<0.0050	<0.0020	<0.0050	<0.010	<0.050	<0.0050	<0.0050	<0.050	<0.050	<0.0050	<0.010	<0.0050	<0.0050	<0.0050	<0.0050	<0.0050	<0.0020	<0.0050	<0.0050	<0.0050	<0.0050	<0.0050	<0.0050	<0.0050	<0.0050	<0.0050	<0.0050	<0.0050	<0.0020	<0.0020	<0.50
C00275	---	6/3/2015	<0.0050	<0.0050	<0.0050	<0.0050	<0.0050	<0.0020	<0.0050	<0.010	<0.050	<0.0050	<0.0050	<0.050	<0.050	<0.0050	<0.010	<0.0050	<0.0050	<0.0050	<0.0050	<0.0050	<0.0020	<0.0050	<0.0050	<0.0050	<0.0050	<0.0050	<0.0050	<0.0050	<0.0050	<0.0050	<0.0050	<0.0050	<0.0020	<0.0020	<0.50
C00276	---	6/3/2015	<0.0050	<0.0050	<0.0050	<0.0050	<0.0050	<0.0020	<0.0050	<0.010	<0.050	<0.0050	<0.0050	<0.050	<0.050	<0.0050	<0.010	<0.0050	<0.0050	<0.0050	<0.0050	<0.0050	<0.0020	<0.0050	<0.0050	<0.0050	<0.0050	<0.0050	<0.0050	<0.0050	<0.0050	<0.0050	<0.0050	<0.0050	<0.0020	<0.0020	<0.50
C00277	---	6/3/2015	<0.0050	<0.0050	<0.0050	<0.0050	<0.0050	<0.0020	<0.0050	<0.010	<0.050	<0.0050	<0.0050	<0.050	<0.050	<0.0050	<0.010	<0.0050	<0.0050	<0.0050	<0.0050	<0.0050	<0.0020	<0.0050	<0.0050	<0.0050	<0.0050	<0.0050	<0.0050	<0.0050	<0.0050	<0.0050	<0.0050	<0.0050	<0.0020	<0.0020	<0.50
C00278	---	6/3/2015	<0.0050	<0.0050	<0.0050	<0.0050	<0.0050	<0.0020	<0.0050	<0.010	<0.050	<0.0050	<0.0050	<0.050	<0.050	<0.0050	<0.010	<0.0050	<0.0050	<0.0050	<0.0050	<0.0050	<0.0020	<0.0050	<0.0050	<0.0050	<0.0050	<0.0050	<0.0050	<0.0050	<0.0050	<0.0050	<0.0050	<0.0050	<0.0020	<0.0020	<0.50
C00279	---	6/3/2015	<0.0050	<0.0050	<0.0050	<0.0050	<0.0050	<0.0020	<0.0050	<0.010	<0.050	<0.0050	<0.0050	<0.050	<0.050	<0.0050	<0.010	<0.0050	<0.0050	<0.0050	<0.0050	<0.0050	<0.0020	<0.0050	<0.0050	<0.0050	<0.0050	<0.0050	<0.0050	<0.0050	<0.0050	<0.0050	<0.0050	<0.0050	<0.0020	<0.0020	<0.50
C00280	---	6/3/2015	<0.0050	<0.0050	<0.0050	<0.0050	<0.0050	<0.0020	<0.0050	<0.010	<0.050	<0.0050	<0.0050	<0.050	<0.050	<0.0050	<0.010	<0.0050	<0.0050	<0.0050	<0.0050	<0.0050	<0.0020	<0.0050	<0.0050	<0.0050	<0.0050	<0.0050	<0.0050	<0.0050	<0.0050	<0.0050	<0.0050	<0.0050	<0.0020	<0.0020	<0.50
C00281	---	6/3/2015	<0.0050	<0.0050	<0.0050	<0.0050	<0.0050	<0.0020	<0.0050	<0.010	<0.050	<0.0050	<0.0050	<0.050	<0.050	<0.0050	<0.010	<0.0050	<0.0050	<0.0050	<0.0050	<0.0050	<0.0020	<0.0050	<0.0050	<0.0050	<0.0050	<0.0050	<0.0050	<0.0050	<0.0050	<0.0050	<0.0050	<0.0050	<0.0020	<0.0020	<0.50
C00282	---	6/3/2015	<0.0050	<0.0050	<0.0050	<0.0050	<0.0050	<0.0020	<0.0050	<0.010	<0.050	<0.0050	<0.0050	<0.050	<0.050	<0.0050	<0.010	<0.0050	<0.0050	<0.0050	<0.0050	<0.0050	<0.0020	<0.0050	<0.0050	<0.0050	<0.0050	<0.0050	<0.0050	<0.0050	<0.0050	<0.0050	<0.0050	<0.0050	<0.0020	<0.0020	<0.50
C00283	---	6/3/2015	<0.0050	<0.0050	<0.0050	<0.0050	<0.0050	<0.0020	<0.0050	<0.010	<0.050	<0.0050	<0.0050	<0.050	<0.050	<0.0050	<0.010	<0.0050	<0.0050	<0.0050	<0.0050	<0.0050	<0.0020	<0.0050	<0.0050	<0.0050	<0.0050	<0.0050	<0.0050	<0.0050	<0.0050	<0.0050	<0.0050	<0.0050	<0.0020	<0.0020	<0.50
C00284	---	6/3/2015	<0.0050	<0.0050	<0.0050	<0.0050	<0.0050	<0.0020	<0.0050	<0.010	<0.050	<0.0050	<0.0050	<0.050	<0.050	<0.0050	<0.010	<0.0050	<0.0050	<0.0050	<0.0050	<0.0050	<0.0020	<0.0050	<0.0050	<0.0050	<0.0050	<0.0050	<0.0050	<0.0050	<0.0050	<0.0050	<0.0050	<0.0050	<0.0020	<0.0020	<0.50
C00285	---	6/4/2015	<0.0050	<0.0050	<0.0050	<0.0050	<0.0050	<0.0020	<0.0050	<0.010	<0.050	<0.0050	<0.0050	<0.050	<0.050	<0.0050	<0.010	<0.0050	<0.0050	<0.0050	<0.0050	<0.0050	<0.0020	<0.0050	<0.0050	<0.0050	<0.0050	<0.0050	<0.0050	<0.0050	<0.0050	<0.0050	<0.0050	<0.0050	<0.0020	<0.0020	<0.50
C00286	---	6/4/2015	<0.0050	<0.0050	<0.0050	<0.0050	<0.0050	<0.0020	<0.0050	<0.010	<0.050	<0.0050	<0.0050	<0.050	<0.050	<0.0050	<0.010	<0.0050	<0.0050	<0.0050	<0.0050	<0.0050	<0.0020	<0.0050	<0.0050	<0.0050	<0.0050	<0.0050	<0.0050	<0.0050	<0.0050	<0.0050	<0.0050	<0.0050	<0.0020	<0.0020	<0.50
C00287	---	6/4/2015	<0.0050	<0.0050	<0.0050	<0.0050	<0.0050	<0.0020	<0.0050	<0.010	<0.050	<0.0050	<0.0050	<0.050	<0.050	<0.0050	<0.010	<0.0050	<0.0050	<0.0050	<0.0050	<0.0050	<0.0020	<0.0050	<0.0050	<0.0050	<0.0050	<0.0050	<0.0050	<0.0050	<0.0050	<0.0050	<0.0050	<0.0050	<0.0020	<0.0020	<0.50
C00288	---	6/4/2015	<0.0050	<0.0050	<0.0050	<0.0050	<0.0050	<0.0020	<0.0050	<0.010	<0.050	<0.0050	<0.0050	<0.050	<0.050	<0.0050	<0.010	<0.0050	<0.0050	<0.0050	<0.0050	<0.0050	<0.0020	<0.0050	<0.0050	<0.0050	<0.0050	<0.0050	<0.0050	<0.0050	<0.0050	<0.0050	<0.0050	<0.0050	<0.0020	<0.0020	<0.50
C00289	---	6/4/2015	<0.0050	<0.0050	<0.0050	<0.0050	<0.0050	<0.0020	<0.0050	<0.010	<0.050	<0.0050	<0.0050	<0.050	<0.050	<0.0050	<0.010	<0.0050	<0.0050	<0.0050	<0.0050	<0.0050	<0.0020	<0.0050	<0.0050	<0.0050	<0.0050	<0.0050	<0.0050	<0.0050	<0.0050	<0.0050	<0.0050	<0.0050	<0.0020	<0.0020	<0.50
C00290	---	6/4/2015	<0.0050	<0.0050	<0.0050	<0.0050	<0.0050	<0.0020	<0.0050	<0.010	<0.050	<0.0050	<0.0050	<0.050	<0.050	<0.0050	<0.010	<0.0050	<0.0050	<0.0050	<0.0050	<0.0050	<0.0020	<0.0050	<0.0050	<0.0050	<0.0050	<0.0050	<0.0050	<0.0050	<0.0050	<0.0050	<0.0050	<0.0050	<0.0020	<0.0020	<0.50
C00291	---	6/4/2015	<0.0050	<0.0050	<0.0050	<0.0050	<0.0050	<0.0020	<0.0050	<0.010	<0.050	<0.0050	<0.0050	<0.050	<0.050	<0.0050	<0.010	<0.0050	<0.0050	<0.0050	<0.0050	<0.0050	<0.0020	<0.0050	<0.0050	<0.0050	<0.0050	<0.0050	<0.0050	<0.0050	<0.0050	<0.0050	<0.0050	<0.0050	<0.0020	<0.0020	<0.50
C00292	---	6/4/2015	<0.0050	<0.0050	<0.0050	<0.0050	<0.0050	<0.0020	<0.0050	<0.010	<0.050	<0.0050	<0.0050	<0.050	<0.050	<0.0050	<0.010	<0.0050	<0.0050	<0.0050	<0.0050	<0.0050	<0.0020	<0.0050	<0.0050	<0.0050	<0.0050	<0.0050	<0.0050	<0.0050	<0.0050	<0.0050	<0.0050	<0.0050	<0.0020	<0.0020	<0.50
C00293	---	6/4/2015	<0.0050	<0.0050	<0.0050	<0.0050	<0.0050	<0.0020	<0.0050	<0.010	<0.050	<0.0050	<0.0050	<0.050	<0.050	<0.0050	<0.010	<0.0050	<0.0050	<0.0050	<0.0050	<0.0050	<0.0020	<0.0050	<0.0050	<0.0050	<0.0050	<0.0050	<0.0050	<0.0050	<0.0050	<0.0050	<0.0050	<0.0050	<0.0020	<0.0020	<0.50
C00378	---	9/22/2015	<0.0050	<0.0050	<0.0050	<0.0050	<0.0050	<0.0020	<0.0050	<0.010	<0.050	<0.0050	<0.0050	<0.050	<0.050	<0.0050	<0.010	<0.0050	<0.0050	<0.0050	<0.0050	<0.0050	<0.0020	<0.0050	<0.0050	<0.0050	<0.0050	<0.0050	<0.0050	<0.0050	<0.0050	<0.0050	<0.0050	<0.0050	<0.0020	<0.0020	<0.50
C00379	---	9/22/2015	<0.0050	<0.0050	<0.0050	<0.0050	<0.0050	<0.0020	<0.0050	<0.010	<0.050	<0.0050	<0.0050	<0.050	<0.050	<0.0050	<0.010	<0.0050	<0.0050	<0.0050	<0.0050	<0.0050	<0.0020	<0.0050	<0.0050	<0.0050	<0.0050	<0.0050	<0.0050	<0.0050	<0.0050	<0.0050	<0.0050	<0.0050	<0.0020	<0.0020	<0.50
C00381	---	9/22/2015	<0.0050	<0.0050	<0.0050	<0.0050	<0.0050	<0.0020	<0.0050	<0.010	<0.050	<0.0050	<0.0050	<0.050	<0.050	<0.0050	<0.010	<0.0050	<0.0050	<0.0050	<0.0050	<0.0050	<0.0020	<0.0050	<0.0050	<0.0050	<0.0050	<0.0050	<0.0050	<0.0050	<0.0050	<0.0050	<0.0050	<0.0050	<0.0020	<0.0020	<0.50
C00382	---	9/22/2015	<0.0050	<0.0050	<0.0050	<0.0050	<0.0050	<0.0020	<0.0050	<0.010	<0.050	<0.0050	<0.0050	<0.050	<0.050	<0.0050	<0.010	<0.0050	<0.0050	<0.0050	<0.0050	<0.0050	<0.0020	<0.0050	<0.0050	<0.0050	<0.0050	<0.0050	<0.0050	<0.0050	<0.0050	<0.0050	<0.0050	<0.0050	<0.0020	<0.0020	<0.50
C00383	---	9/22/2015	<0.0050	<0.0050	<0.0050	<0.0050	<0.0050	<0.0020	<0.0050	<0.010	<0.050	<0.0050	<0.0050	<0.050	<0.050	<0.0050	<0.010	<0.0050	<0.0050	<0.0050	<0.0050	<0.0050	<0.0020	<0.0050	<0.0050	<0.0050	<0.0050	<0.0050	<0.0050	<0.0050	<0.0050	<0.0050	<0.0050	<0.0050	<0.0020	<0.0020	<0.50
C00384	---	9/22/2015	<0.0050	<0.0050	<0.0050	<0.0050	<0.0050	<0.0020	<0.0050	<0.010	<0.050	<0.0050	<0.0050	<0.050	<0.050	<0.0050	<0.010	<0.0050	<0.0050	<0.0050	<0.0050	<0.0050	<0.0020	<0.0050	<0.0050	<0.0050	<0.0050	<0.0050	<0.0050	<0.0050	<0.0050	<0.0050	<0.0050	<0.0050	<0.0020	<0.0020	<0.50
C00385	---	9/22/2015	<0.0050	<0.0050	<0.0050	<0.0050	<0.0050	<0.0020	<0.0050	<0.010	<0.050	<0.0050	<0.0050	<0.050	<0.050	<0.0050	<0.010	<0.0050	<0.0050	<0.0050	<0.0050	<0.0050	<0.0020	<0.0050	<0.0050	<0.0050	<0.0050	<0.0050	<0.0050	<0.0050	<0.0050	<0.0050	<0.0050	<0.0050	<0.0020	<0.0020	<0.50
C00386	---	9/22/2015	<0.0050	<0.0050	<0.0050	<0.0050	<0.0050	<0.0020	<0.0050	<0.010	<0.050	<0.0050	<0.0050	<0.050	<0.050	<0.0050	<0.010	<0.0050	<0.0050	<0.0050	<0.0050	<0.0050	<0.0020	<0.0050	<0.0050	<0.0050	<0.0050	<0.0050	<0.0050	<0.0050	<0.0050	<0.0050	<0.0050	<0.0050	<0.0020	<0.0020	<0.50
C00387	---	9/22/2015	<0.0050	<0.0050	<0.0050	<0.0050	<0.0050	<0.0020	<0.0050	<0.010	<0.050	<0.0050	<0.0050	<0.050	<0.050	<0.0050	<0.010	<0.0050	<0.0050	<0.0050	<0.0050	<0.0050	<0.0020	<0.0050	<0.0050	<0.0050	<0.0050	<0.0050	<0.0050	<0.0050	<0.0050	<0.0050	<0.0050	<0.0050	<0.0020	<0.0020	<0.50
C00314	---	9/21/2015	<0.0050

TABLE A-2
ANALYTICAL RESULTS FOR VOCs IN SOIL (0 TO 10 FEET BGS)
Defense Fuel Support Point Norwalk
15306 Norwalk Boulevard, Norwalk, California

Sample ID	Sample Depth	Date Sampled	Acetone (mg/kg)	tert-Amyl Methyl Ether (TAME) (mg/kg)	Benzene (mg/kg)	Bromobenzene (mg/kg)	Bromochloromethane (mg/kg)	Bromodichloromethane (mg/kg)	Bromoform (mg/kg)	Bromomethane (mg/kg)	2-Butanone (MEK) (mg/kg)	tert-Butyl alcohol (TBA) (mg/kg)	sec-Butylbenzene (mg/kg)	tert-Butylbenzene (mg/kg)	n-Butylbenzene (mg/kg)	Carbon Disulfide (mg/kg)	Carbon Tetrachloride (mg/kg)	Chlorobenzene (mg/kg)	Chloroethane (mg/kg)	Chloroform (mg/kg)	Chloromethane (mg/kg)	2-Chlorotoluene (mg/kg)	4-Chlorotoluene (mg/kg)	1,2-Dibromo-3-chloropropane (mg/kg)	Dibromochloromethane (mg/kg)	1,2-Dibromoethane (EDB) (mg/kg)	Dibromomethane (mg/kg)	1,2-Dichlorobenzene (mg/kg)	1,3-Dichlorobenzene (mg/kg)	1,4-Dichlorobenzene (mg/kg)	Dichlorodifluoromethane (R12) (mg/kg)	1,1-Dichloroethane (mg/kg)	1,2-Dichloroethane (EDC) (mg/kg)	trans-1,2-Dichloroethylene (mg/kg)	cis-1,2-Dichloroethylene (mg/kg)	1,1-Dichloroethylene (mg/kg)	1,2-Dichloropropane (mg/kg)	1,3-Dichloropropane (mg/kg)
RWQCB Site-Specific Soil Cleanup Goal (0.5 ft below ground surface)			**0.994**	**0.005**	**0.013**	**0.005**	**0.005**	**0.005**	**0.005**	**0.005**	**0.05**	**0.02**	**2.22**	**1.78**	**3.4**	**0.046**	**0.005**	**0.005**	**0.005**	**0.005**	**0.005**	**0.005**	**0.005**	**0.01**	**0.005**	**0.005**	**0.005**	**0.005**	**0.005**	**0.005**	**0.005**	**0.005**	**0.005**	**0.005**	**0.005**	**0.005**	**0.005**	**0.005**
RWQCB Site-Specific Soil Cleanup Goal (5 ft below ground surface)			**1.28**	**0.005**	**0.011**	**0.005**	**0.005**	**0.005**	**0.005**	**0.005**	**0.05**	**0.02**	**0.129**	**0.11**	**0.179**	**0.023**	**0.005**	**0.005**	**0.005**	**0.005**	**0.005**	**0.005**	**0.005**	**0.01**	**0.005**	**0.005**	**0.005**	**0.005**	**0.005**	**0.005**	**0.005**	**0.005**	**0.005**	**0.005**	**0.005**	**0.005**	**0.005**	**0.005**
C00318	---	9/21/2015	<0.050	<0.0050	<0.010	<0.0050	<0.0050	<0.0050	<0.0050	<0.0050	<0.050	<0.020	<0.0050	<0.0050	<0.0050	<0.0050	<0.0050	<0.0050	<0.0050	<0.0050	<0.0050	<0.0050	<0.0050	<0.010	<0.0050	<0.0050	<0.0050	<0.0050	<0.0050	<0.0050	<0.0050	<0.0050	<0.0050	<0.0050	<0.0050	<0.0050	<0.0050	<0.0050
C00319	---	9/21/2015	**0.054**	<0.0050	<0.010	<0.0050	<0.0050	<0.0050	<0.0050	<0.0050	<0.050	<0.020	<0.0050	<0.0050	<0.0050	<0.0050	<0.0050	<0.0050	<0.0050	<0.0050	<0.0050	<0.0050	<0.0050	<0.010	<0.0050	<0.0050	<0.0050	<0.0050	<0.0050	<0.0050	<0.0050	<0.0050	<0.0050	<0.0050	<0.0050	<0.0050	<0.0050	<0.0050
C00320	---	9/21/2015	<0.050	<0.0050	<0.010	<0.0050	<0.0050	<0.0050	<0.0050	<0.0050	<0.050	<0.020	<0.0050	<0.0050	<0.0050	<0.0050	<0.0050	<0.0050	<0.0050	<0.0050	<0.0050	<0.0050	<0.0050	<0.010	<0.0050	<0.0050	<0.0050	<0.0050	<0.0050	<0.0050	<0.0050	<0.0050	<0.0050	<0.0050	<0.0050	<0.0050	<0.0050	<0.0050
C00321	---	9/21/2015	**0.054**	<0.0050	<0.010	<0.0050	<0.0050	<0.0050	<0.0050	<0.0050	<0.050	<0.020	<0.0050	<0.0050	<0.0050	<0.0050	<0.0050	<0.0050	<0.0050	<0.0050	<0.0050	<0.0050	<0.0050	<0.010	<0.0050	<0.0050	<0.0050	<0.0050	<0.0050	<0.0050	<0.0050	<0.0050	<0.0050	<0.0050	<0.0050	<0.0050	<0.0050	<0.0050
C00322	---	9/21/2015	**0.051**	<0.0050	<0.010	<0.0050	<0.0050	<0.0050	<0.0050	<0.0050	<0.050	<0.020	<0.0050	<0.0050	<0.0050	<0.0050	<0.0050	<0.0050	<0.0050	<0.0050	<0.0050	<0.0050	<0.0050	<0.010	<0.0050	<0.0050	<0.0050	<0.0050	<0.0050	<0.0050	<0.0050	<0.0050	<0.0050	<0.0050	<0.0050	<0.0050	<0.0050	<0.0050
C00323	---	9/21/2015	**0.11**	<0.0050	<0.010	<0.0050	<0.0050	<0.0050	<0.0050	<0.0050	<0.050	<0.020	<0.0050	<0.0050	<0.0050	<0.0050	<0.0050	<0.0050	<0.0050	<0.0050	<0.0050	<0.0050	<0.0050	<0.010	<0.0050	<0.0050	<0.0050	<0.0050	<0.0050	<0.0050	<0.0050	<0.0050	<0.0050	<0.0050	<0.0050	<0.0050	<0.0050	<0.0050
C00324	---	9/21/2015	<0.050	<0.0050	<0.010	<0.0050	<0.0050	<0.0050	<0.0050	<0.0050	<0.050	<0.020	<0.0050	<0.0050	<0.0050	<0.0050	<0.0050	<0.0050	<0.0050	<0.0050	<0.0050	<0.0050	<0.0050	<0.010	<0.0050	<0.0050	<0.0050	<0.0050	<0.0050	<0.0050	<0.0050	<0.0050	<0.0050	<0.0050	<0.0050	<0.0050	<0.0050	<0.0050
C00325	---	9/21/2015	<0.050	<0.0050	<0.010	<0.0050	<0.0050	<0.0050	<0.0050	<0.0050	<0.050	<0.020	<0.0050	<0.0050	<0.0050	<0.0050	<0.0050	<0.0050	<0.0050	<0.0050	<0.0050	<0.0050	<0.0050	<0.010	<0.0050	<0.0050	<0.0050	<0.0050	<0.0050	<0.0050	<0.0050	<0.0050	<0.0050	<0.0050	<0.0050	<0.0050	<0.0050	<0.0050
C00326	---	9/21/2015	<0.050	<0.0050	<0.010	<0.0050	<0.0050	<0.0050	<0.0050	<0.0050	<0.050	<0.020	<0.0050	<0.0050	<0.0050	<0.0050	<0.0050	<0.0050	<0.0050	<0.0050	<0.0050	<0.0050	<0.0050	<0.010	<0.0050	<0.0050	<0.0050	<0.0050	<0.0050	<0.0050	<0.0050	<0.0050	<0.0050	<0.0050	<0.0050	<0.0050	<0.0050	<0.0050
C00327	---	9/21/2015	<0.050	<0.0050	<0.010	<0.0050	<0.0050	<0.0050	<0.0050	<0.0050	<0.050	<0.020	<0.0050	<0.0050	<0.0050	<0.0050	<0.0050	<0.0050	<0.0050	<0.0050	<0.0050	<0.0050	<0.0050	<0.010	<0.0050	<0.0050	<0.0050	<0.0050	<0.0050	<0.0050	<0.0050	<0.0050	<0.0050	<0.0050	<0.0050	<0.0050	<0.0050	<0.0050
C00328	---	9/21/2015	<0.050	<0.0050	<0.010	<0.0050	<0.0050	<0.0050	<0.0050	<0.0050	<0.050	<0.020	<0.0050	<0.0050	<0.0050	<0.0050	<0.0050	<0.0050	<0.0050	<0.0050	<0.0050	<0.0050	<0.0050	<0.010	<0.0050	<0.0050	<0.0050	<0.0050	<0.0050	<0.0050	<0.0050	<0.0050	<0.0050	<0.0050	<0.0050	<0.0050	<0.0050	<0.0050
C00329	---	9/21/2015	**0.064**	<0.0050	<0.010	<0.0050	<0.0050	<0.0050	<0.0050	<0.0050	<0.050	<0.020	<0.0050	<0.0050	<0.0050	<0.0050	<0.0050	<0.0050	<0.0050	<0.0050	<0.0050	<0.0050	<0.0050	<0.010	<0.0050	<0.0050	<0.0050	<0.0050	<0.0050	<0.0050	<0.0050	<0.0050	<0.0050	<0.0050	<0.0050	<0.0050	<0.0050	<0.0050
C00330	---	9/21/2015	<0.050	<0.0050	<0.010	<0.0050	<0.0050	<0.0050	<0.0050	<0.0050	<0.050	<0.020	<0.0050	<0.0050	<0.0050	<0.0050	<0.0050	<0.0050	<0.0050	<0.0050	<0.0050	<0.0050	<0.0050	<0.010	<0.0050	<0.0050	<0.0050	<0.0050	<0.0050	<0.0050	<0.0050	<0.0050	<0.0050	<0.0050	<0.0050	<0.0050	<0.0050	<0.0050
C00331	---	9/21/2015	<0.050	<0.0050	<0.010	<0.0050	<0.0050	<0.0050	<0.0050	<0.0050	<0.050	<0.020	<0.0050	<0.0050	<0.0050	<0.0050	<0.0050	<0.0050	<0.0050	<0.0050	<0.0050	<0.0050	<0.0050	<0.010	<0.0050	<0.0050	<0.0050	<0.0050	<0.0050	<0.0050	<0.0050	<0.0050	<0.0050	<0.0050	<0.0050	<0.0050	<0.0050	<0.0050
C00332	---	9/21/2015	<0.050	<0.0050	<0.010	<0.0050	<0.0050	<0.0050	<0.0050	<0.0050	<0.050	<0.020	<0.0050	<0.0050	<0.0050	<0.0050	<0.0050	<0.0050	<0.0050	<0.0050	<0.0050	<0.0050	<0.0050	<0.010	<0.0050	<0.0050	<0.0050	<0.0050	<0.0050	<0.0050	<0.0050	<0.0050	<0.0050	<0.0050	<0.0050	<0.0050	<0.0050	<0.0050
C00333	---	9/21/2015	**0.055**	<0.0050	<0.010	<0.0050	<0.0050	<0.0050	<0.0050	<0.0050	<0.050	<0.020	<0.0050	<0.0050	<0.0050	<0.0050	<0.0050	<0.0050	<0.0050	<0.0050	<0.0050	<0.0050	<0.0050	<0.010	<0.0050	<0.0050	<0.0050	<0.0050	<0.0050	<0.0050	<0.0050	<0.0050	<0.0050	<0.0050	<0.0050	<0.0050	<0.0050	<0.0050
C00334	---	9/21/2015	**0.078**	<0.0050	<0.010	<0.0050	<0.0050	<0.0050	<0.0050	<0.0050	<0.050	<0.020	<0.0050	<0.0050	<0.0050	<0.0050	<0.0050	<0.0050	<0.0050	<0.0050	<0.0050	<0.0050	<0.0050	<0.010	<0.0050	<0.0050	<0.0050	<0.0050	<0.0050	<0.0050	<0.0050	<0.0050	<0.0050	<0.0050	<0.0050	<0.0050	<0.0050	<0.0050
C00335	---	9/21/2015	<0.050	<0.0050	<0.010	<0.0050	<0.0050	<0.0050	<0.0050	<0.0050	<0.050	<0.020	<0.0050	<0.0050	<0.0050	<0.0050	<0.0050	<0.0050	<0.0050	<0.0050	<0.0050	<0.0050	<0.0050	<0.010	<0.0050	<0.0050	<0.0050	<0.0050	<0.0050	<0.0050	<0.0050	<0.0050	<0.0050	<0.0050	<0.0050	<0.0050	<0.0050	<0.0050
C00336	---	9/21/2015	<0.050	<0.0050	<0.010	<0.0050	<0.0050	<0.0050	<0.0050	<0.0050	<0.050	<0.020	<0.0050	<0.0050	<0.0050	<0.0050	<0.0050	<0.0050	<0.0050	<0.0050	<0.0050	<0.0050	<0.0050	<0.010	<0.0050	<0.0050	<0.0050	<0.0050	<0.0050	<0.0050	<0.0050	<0.0050	<0.0050	<0.0050	<0.0050	<0.0050	<0.0050	<0.0050
C00337	---	9/21/2015	<0.050	<0.0050	<0.010	<0.0050	<0.0050	<0.0050	<0.0050	<0.0050	<0.050	<0.020	<0.0050	<0.0050	<0.0050	<0.0050	<0.0050	<0.0050	<0.0050	<0.0050	<0.0050	<0.0050	<0.0050	<0.010	<0.0050	<0.0050	<0.0050	<0.0050	<0.0050	<0.0050	<0.0050	<0.0050	<0.0050	<0.0050	<0.0050	<0.0050	<0.0050	<0.0050
C00338	---	9/21/2015	**0.053**	<0.0050	<0.010	<0.0050	<0.0050	<0.0050	<0.0050	<0.0050	<0.050	<0.020	<0.0050	<0.0050	<0.0050	<0.0050	<0.0050	<0.0050	<0.0050	<0.0050	<0.0050	<0.0050	<0.0050	<0.010	<0.0050	<0.0050	<0.0050	<0.0050	<0.0050	<0.0050	<0.0050	<0.0050	<0.0050	<0.0050	<0.0050	<0.0050	<0.0050	<0.0050
C00339	---	9/21/2015	**0.084**	<0.0050	<0.010	<0.0050	<0.0050	<0.0050	<0.0050	<0.0050	<0.050	<0.020	<0.0050	<0.0050	<0.0050	<0.0050	<0.0050	<0.0050	<0.0050	<0.0050	<0.0050	<0.0050	<0.0050	<0.010	<0.0050	<0.0050	<0.0050	<0.0050	<0.0050	<0.0050	<0.0050	<0.0050	<0.0050	<0.0050	<0.0050	<0.0050	<0.0050	<0.0050
C00340	---	9/21/2015	<0.050	<0.0050	<0.010	<0.0050	<0.0050	<0.0050	<0.0050	<0.0050	<0.050	<0.020	<0.0050	<0.0050	<0.0050	<0.0050	<0.0050	<0.0050	<0.0050	<0.0050	<0.0050	<0.0050	<0.0050	<0.010	<0.0050	<0.0050	<0.0050	<0.0050	<0.0050	<0.0050	<0.0050	<0.0050	<0.0050	<0.0050	<0.0050	<0.0050	<0.0050	<0.0050
C00341	---	9/21/2015	**0.097**	<0.0050	<0.010	<0.0050	<0.0050	<0.0050	<0.0050	<0.0050	<0.050	<0.020	<0.0050	<0.0050	<0.0050	<0.0050	<0.0050	<0.0050	<0.0050	<0.0050	<0.0050	<0.0050	<0.0050	<0.010	<0.0050	<0.0050	<0.0050	<0.0050	<0.0050	<0.0050	<0.0050	<0.0050	<0.0050	<0.0050	<0.0050	<0.0050	<0.0050	<0.0050
C00342	---	9/21/2015	<0.050	<0.0050	<0.010	<0.0050	<0.0050	<0.0050	<0.0050	<0.0050	<0.050	<0.020	<0.0050	<0.0050	<0.0050	<0.0050	<0.0050	<0.0050	<0.0050	<0.0050	<0.0050	<0.0050	<0.0050	<0.010	<0.0050	<0.0050	<0.0050	<0.0050	<0.0050	<0.0050	<0.0050	<0.0050	<0.0050	<0.0050	<0.0050	<0.0050	<0.0050	<0.0050
C00343	---	9/21/2015	<0.050	<0.0050	<0.010	<0.0050	<0.0050	<0.0050	<0.0050	<0.0050	<0.050	<0.020	<0.0050	<0.0050	<0.0050	<0.0050	<0.0050	<0.0050	<0.0050	<0.0050	<0.0050	<0.0050	<0.0050	<0.010	<0.0050	<0.0050	<0.0050	<0.0050	<0.0050	<0.0050	<0.0050	<0.0050	<0.0050	<0.0050	<0.0050	<0.0050	<0.0050	<0.0050
C00344	---	9/21/2015	**0.057**	<0.0050	<0.010	<0.0050	<0.0050	<0.0050	<0.0050	<0.0050	<0.050	<0.020	<0.0050	<0.0050	<0.0050	<0.0050	<0.0050	<0.0050	<0.0050	<0.0050	<0.0050	<0.0050	<0.0050	<0.010	<0.0050	<0.0050	<0.0050	<0.0050	<0.0050	<0.0050	<0.0050	<0.0050	<0.0050	<0.0050	<0.0050	<0.0050	<0.0050	<0.0050
C00345	---	9/21/2015	<0.050	<0.0050	<0.010	<0.0050	<0.0050	<0.0050	<0.0050	<0.0050	<0.050	<0.020	<0.0050	<0.0050	<0.0050	<0.0050	<0.0050	<0.0050	<0.0050	<0.0050	<0.0050	<0.0050	<0.0050	<0.010	<0.0050	<0.0050	<0.0050	<0.0050	<0.0050	<0.0050	<0.0050	<0.0050	<0.0050	<0.0050	<0.0050	<0.0050	<0.0050	<0.0050
C00346	---	9/21/2015	<0.050	<0.0050	<0.010	<0.0050	<0.0050	<0.0050	<0.0050	<0.0050	<0.050	<0.020	<0.0050	<0.0050	<0.0050	<0.0050	<0.0050	<0.0050	<0.0050	<0.0050	<0.0050	<0.0050	<0.0050	<0.010	<0.0050	<0.0050	<0.0050	<0.0050	<0.0050	<0.0050	<0.0050	<0.0050	<0.0050	<0.0050	<0.0050	<0.0050	<0.0050	<0.0050
C00347	---	9/21/2015	**0.052**	<0.0050	<0.010	<0.0050	<0.0050	<0.0050	<0.0050	<0.0050	<0.050	<0.020	<0.0050	<0.0050	<0.0050	<0.0050	<0.0050	<0.0050	<0.0050	<0.0050	<0.0050	<0.0050	<0.0050	<0.010	<0.0050	<0.0050	<0.0050	<0.0050	<0.0050	<0.0050	<0.0050	<0.0050	<0.0050	<0.0050	<0.0050	<0.0050	<0.0050	<0.0050
C00348	---	9/21/2015	<0.050	<0.0050	<0.010	<0.0050	<0.0050	<0.0050	<0.0050	<0.0050	<0.050	<0.020	<0.0050	<0.0050	<0.0050	<0.0050	<0.0050	<0.0050	<0.0050	<0.0050	<0.0050	<0.0050	<0.0050	<0.010	<0.0050	<0.0050	<0.0050	<0.0050	<0.0050	<0.0050	<0.0050	<0.0050	<0.0050	<0.0050	<0.0050	<0.0050	<0.0050	<0.0050
C00349	---	9/21/2015	**0.057**	<0.0050	<0.010	<0.0050	<0.0050	<0.0050	<0.0050	<0.0050	<0.050	<0.020	<0.0050	<0.0050	<0.0050	<0.0050	<0.0050	<0.0050	<0.0050	<0.0050	<0.0050	<0.0050	<0.0050	<0.010	<0.0050	<0.0050	<0.0050	<0.0050	<0.0050	<0.0050	<0.0050	<0.0050	<0.0050	<0.0050	<0.0050	<0.0050	<0.0050	<0.0050
C00350	---	9/21/2015	<0.050	<0.0050	<0.010	<0.0050	<0.0050	<0.0050	<0.0050	<0.0050	<0.050	<0.020	<0.0050	<0.0050	<0.0050	<0.0050	<0.0050	<0.0050	<0.0050	<0.0050	<0.0050	<0.0050	<0.0050	<0.010	<0.0050	<0.0050	<0.0050	<0.0050	<0.0050	<0.0050	<0.0050	<0.0050	<0.0050	<0.0050	<0.0050	<0.0050	<0.0050	<0.0050
C00410	---	10/27/2015	<0.050	<0.0050	<0.010	<0.0050	<0.0050	<0.0050	<0.0050	<0.0050	<0.050	<0.020	<0.0050	<0.0050	<0.0050	<0.0050	<0.0050	<0.0050	<0.0050	<0.0050	<0.0050	<0.0050	<0.0050	<0.010	<0.0050	<0.0050	<0.0050	<0.0050	<0.0050	<0.0050	<0.0050	<0.0050	<0.0050	<0.0050	<0.0050	<0.0050	<0.0050	<0.0050
C00411	---	10/27/2015	<0.050	<0.0050	<0.010	<0.0050	<0.0050	<0.0050	<0.0050	<0.0050	<0.050	<0.020	<0.0050	<0.0050	<0.0050	<0.0050	<0.0050	<0.0050	<0.0050	<0.0050	<0.0050	<0.0050	<0.0050	<0.010	<0.0050	<0.0050	<0.0050	<0.0050	<0.0050	<0.0050	<0.0050	<0.0050	<0.0050	<0.0050	<0.0050	<0.0050	<0.0050	<0.0050
C00412	---	10/27/2015	<0.050	<0.0050	<0.010	<0.0050	<0.0050	<0.0050	<0.0050	<0.0050	<0.050	<0.020	<0.0050	<0.0050	<0.0050	<0.0050	<0.0050	<0.0050	<0.0050	<0.0050	<0.0050	<0.0050	<0.0050	<0.010	<0.0050	<0.0050	<0.0050	<0.0050	<0.0050	<0.0050	<0.0050	<0.0050	<0.0050	<0.0050	<0.0050	<0.0050	<0.0050	<0.0050
C00413	---	10/27/2015	<0.050	<0.0050	<0.010	<0.0050	<0.0050	<0.0050	<0.0050	<0.0050	<0.050	<0.020	<0.0050	<0.0050	<0.0050	<0.0050	<0.0050	<0.0050	<0.0050	<0.0050	<0.0050	<0.0050	<0.0050	<0.010	<0.0050	<0.0050	<0.0050	<0.0050	<0.0050	<0.0050	<0.0050	<0.0050	<0.0050	<0.0050	<0.0050	<0.0050	<0.0050	<0.0050
C00414	---	10/27/2015	<0.050	<0.0050	<0.010	<0.0050	<0.0050	<0.0050	<0.0050	<0.0050	<0.050	<0.020	<0.0050	<0.0050	<0.0050	<0.0050	<0.0050	<0.0050	<0.0050	<0.0050	<0.0050	<0.0050	<0.0050	<0.010	<0.0050	<0.0050	<0.0050	<0.0050	<0.0050	<0.0050	<0.0050	<0.0050	<0.0050	<0.0050	<0.0050	<0.0050	<0.0050	<0.0050
C00415	---	10/27/2015	<0.050	<0.0050	<0.010	<0.0050	<0.0050	<0.0050	<0.0050	<0.0050	<0.050	<0.020	<0.0050	<0.0050	<0.0050	<0.0050	<0.0050	<0.0050	<0.0050	<0.0050	<0.0050	<0.0050	<0.0050	<0.010	<0.0050	<0.0050	<0.0050	<0.0050	<0.0050	<0.0050	<0.0050	<0.0050	<0.0050	<0.0050	<0.0050	<0.0050	<0.0050	<0.0050
C00416	---	10/27/2015	<0.050	<0.0050	<0.010	<0.0050	<0.0050	<0.0050	<0.0050	<0.0050	<0.050	<0.020	<0.0050	<0.0050	<0.0050	<0.0050	<0.0050	<0.0050	<0.0050	<0.0050	<0.0050	<0.0050	<0.0050	<0.010	<0.0050	<0.0050	<0.0050	<0.0050	<0.0050	<0.0050	<0.0050	<0.0050	<0.0050	<0.0050	<0.0050	<0.0050	<0.0050	<0.0050
C00417	---	10/27/2015	<0.050	<0.0050	<0.010	<0.0050	<0.0050	<0.0050	<0.0050	<0.0050	<0.050	<0.020	<0.0050	<0.0050	<0.0050	<0.0050	<0.0050	<0.0050	<0.0050	<0.0050	<0.0050	<0.0050	<0.0050	<0.010	<0.0050	<0.0050	<0.0050	<0.0050	<0.0050	<0.0050	<0.0050	<0.0050	<0.0050	<0.0050	<0.0050	<0.0050	<0.0050	<0.0050
C00418	---	10/27/2015	<0.050	<0.0050	<0.010	<0.0050	<0.0050	<0.0050	<0.0050	<0.0050	<0.050	<0.020	<0.0050	<0.0050	<0.0050	<0.0050	<0.0050	<0.0050	<0.0050	<0.0050	<0.0050	<0.0050	<0.0050	<0.010	<0.0050	<0.0050	<0.0050	<0.0050	<0.0050	<0.0050	<0.0050	<0.0050	<0.0050	<0.0050	<0.0050	<0.0050	<0.0050	<0.0050
C00419	---	10/27/2015	<0.050	<0.0050	<0.010	<0.0050	<0.0050	<0.0050	<0.0050	<0.0050	<0.050	<0.020	<0.0050	<0.0050	<0.0050	<0.0050	<0.0050	<0.0050	<0.0050	<0.0050	<0.0050	<0.0050	<0.0050	<0.010	<0.0050	<0.0050	<0.0050	<0.0050	<0.0050	<0.0050	<0.0050	<0.0050	<0.0050	<0.0050	<0.0050	<0.0050	<0.0050	<0.0050
C00420	---	10/27/2015	<0.050	<0.0050	<0.010	<0.0050	<0.0050	<0.0050	<0.0050	<0.0050	<0.050	<0.020	<0.0050	<0.0050	<0.0050	<0.0050	<0.0050	<0.0050	<0.0050	<0.0050	<0.0050	<0.0050	<0.0050	<0.010	<0.0050	<0.0050	<0.0050	<0.0050	<0.0050	<0.0050	<0.0050	<0.0050	<0.0050	<0.0050	<0.0050	<0.0050	<0.0050	<0.0050
C00421	---	10/27/2015	<0.050	<0.0050	<0.010	<0.0050	<0.0050	<0.0050	<0.0050	<0.0050	<0.050	<0.020	<0.0050	<0.0050	<0.0050	<0.0050	<0.0050	<0.0050	<0.0050	<0.0050	<0.0050	<0.0050	<0.0050	<0.010	<0.0050	<0.0050	<0.0050	<0.0050	<0.0050	<0.0050	<0.0050	<0.0050	<0.0050	<0.0050	<0.0050	<0.0050	<0.0050	<0.0050
C00422	---	10/27/2015	<0.050	<0.0050	<0.010	<0.0050	<0.0050	<0.0050	<0.0050	<0.0050	<0.050	<0.020	<0.0050	<0.0050	<0.0050	<0.0050	<0.0050	<0.0050	<0.0050	<0.0050	<0.0050	<0.0050	<0.0050	<0.010	<0.0050	<0.0050	<0.0050	<0.0050	<0.0050	<0.0050	<0.0050	<0.0050	<0.0050	<0.0050	<0.0050	<0.0050	<0.0050	<0.0050
C00423	---	10/27/2015	<0.050	<0.0050	<0.010	<0.0050	<0.0050	<0.0050	<0.0050	<0.0050	<0.050	<0.020	<0.0050	<0.0050	<0.0050	<0.0050	<0.0050	<0.0050	<0.0050	<0.0050	<0.0050	<0.0050	<0.0050	<0.010	<0.0050	<0.0050	<0.0050	<0.0050	<0.0050	<0.0050	<0.0050	<0.0050	<0.0050	<0.0050	<0.0050	<0.0050	<0.0050	<0.0050
C00424	---	10/27/2015	<0.050	<0.0050	<0.010	<0.0050	<0.0050	<0.0050	<0.0050	<0.0050	<0.050	<0.020	<0.0050	<0.0050	<0.0050	<0.0050	<0.0050	<0.0050	<0.0050	<0.0050	<0.0050	<0.0050	<0.0050	<0.010	<0.0050	<0.0050	<0.0050	<0.0050	<0.0050	<0.0050	<0.0050	<0.0050	<0.0050	<0.0050	<0.0050	<0.0050	<0.0050	<0.0050
C00425	---	10/27/2015	**0.051**	<0.0050	<0.010	<0.0050	<0.0050	<0.0050	<0.0050	<0.0050	<0.050	<0.020	<0.0050	<0.0050	<0.0050	<0.0050	<0.0050	<0.0050	<0.0050	<0.0050	<0.0050	<0.0050	<0.0050	<0.010	<0.0050	<0.0050	<0.0050	<0.0050	<0.0050	<0.0050	<0.0050	<0.0050	<0.0050	<0.0050	<0.0050	<0.0050	<0.0050	<0.0050
C00426	---	10/27/2015	<0.050	<0.0050	<0.010	<0.0050	<0.0050	<0.0050	<0.0050	<0.0050	<0.050	<0.020	<0.0050	<0.0050	<0.0050	<0.0050	<0.0050	<0.0050	<0.0050	<0.0050	<0.0050	<0.0050	<0.0050	<0.010	<0.0050	<0.0050	<0.0050	<0.0050	<0.0050	<0.0050	<0.0050	<0.0050	<0.0050	<0.0050	<0.0050	<0.0050	<0.0050	<0.0050
C00427	---	10/27/2015	<0.050	<0.0050	<0.010	<0.0050	<0.0050	<0.0050	<0.0050	<0.0050	<0.050	<0.020	<0.0050	<0.0050	<0.0050	<0.0050	<0.0050	<0.0050	<0.0050	<0.0050	<0.0050	<0.0050	<0.0050	<0.010	<0.0050	<0.0050	<0.0050	<0.0050	<0.0050	<0.0050	<0.0050	<0.0050	<0.0050	<0.0050	<0.0050	<0.0050	<0.0050	<0.0050
C00428	---	10/27/2015	<0.050	<0.0050	<0.010	<0.0050	<0.0050	<0.0050	<0.0050	<0.0050	<0.050	<0.020	<0.0050	<0.0050	<0.0050	<0.0050	<0.0050	<0.0050	<0.0050	<0.0050	<0.0050	<0.0050	<0.0050	<0.010	<0.0050	<0.0050	<0.0050	<0.0050	<0.0050	<0.0050	<0.0050	<0.0050	<0.0050	<0.0050	<0.0050	<0.0050	<0.0050	<0.0050
C00429	---	10/27/2015	<0.050	<0.0050	<0.010	<0.0050	<0.0050	<0.0050	<0.0050	<0.0050	<0.050	<0.020	<0.0050	<0.0050	<0.0050	<0.0050	<0.0050	<0.0050	<0.0050	<0.0050	<0.0050	<0.0050	<0.0050	<0.010	<0.0050	<0.0050	<0.0050	<0.0050	<0.0050	<0.0050	<0.0050	<0.0050	<0.0050	<0.0050	<0.0050	<0.0050	<0.0050	<0.0050
C00430	---	10/27/2015	<0.050	<0.0050	<0.010	<0.0050	<0.0050	<0.0050	<0.0050	<0.0050	<0.050	<0.020	<0.0050	<0.0050	<0.0050	<0.0050	<0.0050	<0.0050	<0.0050	<0.0050	<0.0050	<0.0050	<0.0050	<0.010	<0.0050	<0.0050	<0.0050	<0.0050	<0.0050	<0.0050	<0.0050	<0.0050	<0.0050	<0.0050	<0.0050	<0.0050	<0.0050	<0.0050
C00431	---	10/27/2015	<0.050	<0.0050	<0.010	<0.0050	<0.0050	<0.0050	<0.0050	<0.0050	<0.050	<0.020	<0.0050	<0.0050	<0.0050	<0.0050	<0.0050	<0.0050	<0.0050	<0.0050	<0.0050	<0.0050	<0.0050	<0.010	<0.0050	<0.0050	<0.0050	<0.0050	<0.0050	<0.0050	<0.0050	<0.0050	<0.0050	<0.0050	<0.0050	<0.0

TABLE A-2
ANALYTICAL RESULTS FOR VOCs IN SOIL (0 TO 10 FEET BGS)
Defense Fuel Support Point Norwalk
15306 Norwalk Boulevard, Norwalk, California

Sample ID	Sample Depth	Date Sampled	2,2-Dichloropropane (mg/kg)	1,1-Dichloropropylene (mg/kg)	trans-1,3-Dichloropropylene (mg/kg)	cis-1,3-Dichloropropylene (mg/kg)	Diisopropyl ether (DIPE) (mg/kg)	Ethylbenzene (mg/kg)	Ethyl-tert-Butyl Ether (ETBE) (mg/kg)	Hexachlorobutadiene (mg/kg)	2-Hexanone (MBK) (mg/kg)	Isopropylbenzene (mg/kg)	4-Isopropyltoluene (mg/kg)	4-Methyl-2-pentanone (MIBK) (mg/kg)	Methylene Chloride (mg/kg)	Methyl-tert-Butyl Ether (MTBE) (mg/kg)	Naphthalene (mg/kg)	n-Propylbenzene (mg/kg)	Styrene (mg/kg)	1,1,1,2-Tetrachloroethane (mg/kg)	1,1,2,2-Tetrachloroethane (mg/kg)	Tetrachloroethylene (PCE) (mg/kg)	Toluene (mg/kg)	1,1,2-Trichloro-1,2,2-trifluoroethane (R113) (mg/kg)	1,2,3-Trichlorobenzene (mg/kg)	1,2,4-Trichlorobenzene (mg/kg)	1,1,1-Trichloroethane (mg/kg)	1,1,2-Trichloroethane (mg/kg)	Trichloroethylene (TCE) (mg/kg)	Trichlorofluoromethane (R11) (mg/kg)	1,2,3-Trichloropropane (mg/kg)	1,2,4-Trimethylbenzene (mg/kg)	1,3,5-Trimethylbenzene (mg/kg)	Vinyl chloride (mg/kg)	o-Xylene (mg/kg)	m,p-Xylenes (mg/kg)	Gasoline Range Organics (GRO) (mg/kg)
RWQCB Site-Specific Soil Cleanup Goal (0.5 ft below ground surface)			**0.005**	**0.005**	**0.005**	**0.005**	**0.424**	**1.44**	**0.005**	**0.01**	**0.05**	**4.78**	**0.005**	**0.05**	**0.05**	**0.005**	**0.231**	**1.87**	**0.399**	**0.005**	**0.005**	**0.005**	**0.444**	**0.005**	**0.005**	**0.005**	**0.005**	**0.005**	**0.005**	**0.005**	**0.005**	**1.8**	**1.77**	**0.005**	**---**	**---**	**500**
RWQCB Site-Specific Soil Cleanup Goal (5 ft below ground surface)			**0.005**	**0.005**	**0.005**	**0.005**	**0.212**	**1.07**	**0.005**	**0.01**	**0.05**	**0.303**	**0.005**	**0.05**	**0.05**	**0.005**	**0.012**	**0.114**	**0.03**	**0.005**	**0.005**	**0.005**	**0.356**	**0.005**	**0.005**	**0.005**	**0.005**	**0.005**	**0.005**	**0.005**	**0.005**	**0.12**	**0.118**	**0.005**	**---**	**---**	**100**
C00318	---	9/21/2015	<0.0050	<0.0050	<0.0050	<0.0050	<0.0050	<0.0020	<0.0050	<0.010	<0.050	<0.0050	<0.0050	<0.050	<0.050	<0.0050	<0.010	<0.0050	<0.0050	<0.0050	<0.0050	<0.0050	<0.0020	<0.0050	<0.0050	<0.0050	<0.0050	<0.0050	<0.0050	<0.0050	<0.0050	<0.0050	<0.0050	<0.0050	<0.0020	<0.0020	<0.50
C00319	---	9/21/2015	<0.0050	<0.0050	<0.0050	<0.0050	<0.0050	<0.0020	<0.0050	<0.010	<0.050	<0.0050	<0.0050	<0.050	<0.050	<0.0050	<0.010	<0.0050	<0.0050	<0.0050	<0.0050	<0.0050	**0.0032**	<0.0050	<0.0050	<0.0050	<0.0050	<0.0050	<0.0050	<0.0050	<0.0050	<0.0050	<0.0050	<0.0050	<0.0020	<0.0020	<0.50
C00320	---	9/21/2015	<0.0050	<0.0050	<0.0050	<0.0050	<0.0050	<0.0020	<0.0050	<0.010	<0.050	<0.0050	<0.0050	<0.050	<0.050	<0.0050	<0.010	<0.0050	<0.0050	<0.0050	<0.0050	<0.0050	**0.0025**	<0.0050	<0.0050	<0.0050	<0.0050	<0.0050	<0.0050	<0.0050	<0.0050	<0.0050	<0.0050	<0.0050	<0.0020	<0.0020	<0.50
C00321	---	9/21/2015	<0.0050	<0.0050	<0.0050	<0.0050	<0.0050	<0.0020	<0.0050	<0.010	<0.050	<0.0050	<0.0050	<0.050	<0.050	<0.0050	<0.010	<0.0050	<0.0050	<0.0050	<0.0050	<0.0050	<0.0020	<0.0050	<0.0050	<0.0050	<0.0050	<0.0050	<0.0050	<0.0050	<0.0050	<0.0050	<0.0050	<0.0050	<0.0020	<0.0020	<0.50
C00322	---	9/21/2015	<0.0050	<0.0050	<0.0050	<0.0050	<0.0050	<0.0020	<0.0050	<0.010	<0.050	<0.0050	<0.0050	<0.050	<0.050	<0.0050	<0.010	<0.0050	<0.0050	<0.0050	<0.0050	<0.0050	<0.0020	<0.0050	<0.0050	<0.0050	<0.0050	<0.0050	<0.0050	<0.0050	<0.0050	<0.0050	<0.0050	<0.0050	<0.0020	<0.0020	<0.50
C00323	---	9/21/2015	<0.0050	<0.0050	<0.0050	<0.0050	<0.0050	<0.0020	<0.0050	<0.010	<0.050	<0.0050	<0.0050	<0.050	<0.050	<0.0050	<0.010	<0.0050	<0.0050	<0.0050	<0.0050	<0.0050	<0.0020	<0.0050	<0.0050	<0.0050	<0.0050	<0.0050	<0.0050	<0.0050	<0.0050	<0.0050	<0.0050	<0.0050	<0.0020	<0.0020	<0.50
C00324	---	9/21/2015	<0.0050	<0.0050	<0.0050	<0.0050	<0.0050	<0.0020	<0.0050	<0.010	<0.050	<0.0050	<0.0050	<0.050	<0.050	<0.0050	<0.010	<0.0050	<0.0050	<0.0050	<0.0050	<0.0050	**0.0031**	<0.0050	<0.0050	<0.0050	<0.0050	<0.0050	<0.0050	<0.0050	<0.0050	<0.0050	<0.0050	<0.0050	<0.0020	**0.0020**	<0.50
C00325	---	9/21/2015	<0.0050	<0.0050	<0.0050	<0.0050	<0.0050	<0.0020	<0.0050	<0.010	<0.050	<0.0050	<0.0050	<0.050	<0.050	<0.0050	<0.010	<0.0050	<0.0050	<0.0050	<0.0050	<0.0050	**0.0030**	<0.0050	<0.0050	<0.0050	<0.0050	<0.0050	<0.0050	<0.0050	<0.0050	<0.0050	<0.0050	<0.0050	<0.0020	<0.0020	<0.50
C00326	---	9/21/2015	<0.0050	<0.0050	<0.0050	<0.0050	<0.0050	<0.0020	<0.0050	<0.010	<0.050	<0.0050	<0.0050	<0.050	<0.050	<0.0050	<0.010	<0.0050	<0.0050	<0.0050	<0.0050	<0.0050	**0.0021**	<0.0050	<0.0050	<0.0050	<0.0050	<0.0050	<0.0050	<0.0050	<0.0050	<0.0050	<0.0050	<0.0050	<0.0020	**0.0020**	<0.50
C00327	---	9/21/2015	<0.0050	<0.0050	<0.0050	<0.0050	<0.0050	<0.0020	<0.0050	<0.010	<0.050	<0.0050	<0.0050	<0.050	<0.050	<0.0050	<0.010	<0.0050	<0.0050	<0.0050	<0.0050	<0.0050	**0.0030**	<0.0050	<0.0050	<0.0050	<0.0050	<0.0050	<0.0050	<0.0050	<0.0050	<0.0050	<0.0050	<0.0050	<0.0020	**0.0026**	<0.50
C00328	---	9/21/2015	<0.0050	<0.0050	<0.0050	<0.0050	<0.0050	<0.0020	<0.0050	<0.010	<0.050	<0.0050	<0.0050	<0.050	<0.050	<0.0050	<0.010	<0.0050	<0.0050	<0.0050	<0.0050	<0.0050	<0.0020	<0.0050	<0.0050	<0.0050	<0.0050	<0.0050	<0.0050	<0.0050	<0.0050	<0.0050	<0.0050	<0.0050	<0.0020	<0.0020	<0.50
C00329	---	9/21/2015	<0.0050	<0.0050	<0.0050	<0.0050	<0.0050	<0.0020	<0.0050	<0.010	<0.050	<0.0050	<0.0050	<0.050	<0.050	<0.0050	<0.010	<0.0050	<0.0050	<0.0050	<0.0050	<0.0050	**0.0027**	<0.0050	<0.0050	<0.0050	<0.0050	<0.0050	<0.0050	<0.0050	<0.0050	<0.0050	<0.0050	<0.0050	<0.0020	<0.0020	<0.50
C00330	---	9/21/2015	<0.0050	<0.0050	<0.0050	<0.0050	<0.0050	<0.0020	<0.0050	<0.010	<0.050	<0.0050	<0.0050	<0.050	<0.050	<0.0050	<0.010	<0.0050	<0.0050	<0.0050	<0.0050	<0.0050	**0.0020**	<0.0050	<0.0050	<0.0050	<0.0050	<0.0050	<0.0050	<0.0050	<0.0050	<0.0050	<0.0050	<0.0050	<0.0020	<0.0020	<0.50
C00331	---	9/21/2015	<0.0050	<0.0050	<0.0050	<0.0050	<0.0050	<0.0020	<0.0050	<0.010	<0.050	<0.0050	<0.0050	<0.050	<0.050	<0.0050	<0.010	<0.0050	<0.0050	<0.0050	<0.0050	<0.0050	<0.0020	<0.0050	<0.0050	<0.0050	<0.0050	<0.0050	<0.0050	<0.0050	<0.0050	<0.0050	<0.0050	<0.0050	<0.0020	<0.0020	<0.50
C00332	---	9/21/2015	<0.0050	<0.0050	<0.0050	<0.0050	<0.0050	<0.0020	<0.0050	<0.010	<0.050	<0.0050	<0.0050	<0.050	<0.050	<0.0050	<0.010	<0.0050	<0.0050	<0.0050	<0.0050	<0.0050	**0.0020**	<0.0050	<0.0050	<0.0050	<0.0050	<0.0050	<0.0050	<0.0050	<0.0050	<0.0050	<0.0050	<0.0050	<0.0020	<0.0020	<0.50
C00333	---	9/21/2015	<0.0050	<0.0050	<0.0050	<0.0050	<0.0050	<0.0020	<0.0050	<0.010	<0.050	<0.0050	<0.0050	<0.050	<0.050	<0.0050	<0.010	<0.0050	<0.0050	<0.0050	<0.0050	<0.0050	**0.0020**	<0.0050	<0.0050	<0.0050	<0.0050	<0.0050	<0.0050	<0.0050	<0.0050	<0.0050	<0.0050	<0.0050	<0.0020	<0.0020	<0.50
C00334	---	9/21/2015	<0.0050	<0.0050	<0.0050	<0.0050	<0.0050	<0.0020	<0.0050	<0.010	<0.050	<0.0050	<0.0050	<0.050	<0.050	<0.0050	<0.010	<0.0050	<0.0050	<0.0050	<0.0050	<0.0050	<0.0020	<0.0050	<0.0050	<0.0050	<0.0050	<0.0050	<0.0050	<0.0050	<0.0050	<0.0050	<0.0050	<0.0050	<0.0020	<0.0020	<0.50
C00335	---	9/21/2015	<0.0050	<0.0050	<0.0050	<0.0050	<0.0050	<0.0020	<0.0050	<0.010	<0.050	<0.0050	<0.0050	<0.050	<0.050	<0.0050	<0.010	<0.0050	<0.0050	<0.0050	<0.0050	<0.0050	**0.0026**	<0.0050	<0.0050	<0.0050	<0.0050	<0.0050	<0.0050	<0.0050	<0.0050	<0.0050	<0.0050	<0.0050	<0.0020	**0.0021**	<0.50
C00336	---	9/21/2015	<0.0050	<0.0050	<0.0050	<0.0050	<0.0050	<0.0020	<0.0050	<0.010	<0.050	<0.0050	<0.0050	<0.050	<0.050	<0.0050	<0.010	<0.0050	<0.0050	<0.0050	<0.0050	<0.0050	<0.0020	<0.0050	<0.0050	<0.0050	<0.0050	<0.0050	<0.0050	<0.0050	<0.0050	<0.0050	<0.0050	<0.0050	<0.0020	<0.0020	<0.50
C00337	---	9/21/2015	<0.0050	<0.0050	<0.0050	<0.0050	<0.0050	<0.0020	<0.0050	<0.010	<0.050	<0.0050	<0.0050	<0.050	<0.050	<0.0050	<0.010	<0.0050	<0.0050	<0.0050	<0.0050	<0.0050	<0.0020	<0.0050	<0.0050	<0.0050	<0.0050	<0.0050	<0.0050	<0.0050	<0.0050	<0.0050	<0.0050	<0.0050	<0.0020	<0.0020	<0.50
C00338	---	9/21/2015	<0.0050	<0.0050	<0.0050	<0.0050	<0.0050	<0.0020	<0.0050	<0.010	<0.050	<0.0050	<0.0050	<0.050	<0.050	<0.0050	<0.010	<0.0050	<0.0050	<0.0050	<0.0050	<0.0050	<0.0020	<0.0050	<0.0050	<0.0050	<0.0050	<0.0050	<0.0050	<0.0050	<0.0050	<0.0050	<0.0050	<0.0050	<0.0020	<0.0020	<0.50
C00339	---	9/21/2015	<0.0050	<0.0050	<0.0050	<0.0050	<0.0050	<0.0020	<0.0050	<0.010	<0.050	<0.0050	<0.0050	<0.050	<0.050	<0.0050	<0.010	<0.0050	<0.0050	<0.0050	<0.0050	<0.0050	<0.0020	<0.0050	<0.0050	<0.0050	<0.0050	<0.0050	<0.0050	<0.0050	<0.0050	<0.0050	<0.0050	<0.0050	<0.0020	<0.0020	<0.50
C00340	---	9/21/2015	<0.0050	<0.0050	<0.0050	<0.0050	<0.0050	<0.0020	<0.0050	<0.010	<0.050	<0.0050	<0.0050	<0.050	<0.050	<0.0050	<0.010	<0.0050	<0.0050	<0.0050	<0.0050	<0.0050	<0.0020	<0.0050	<0.0050	<0.0050	<0.0050	<0.0050	<0.0050	<0.0050	<0.0050	<0.0050	<0.0050	<0.0050	<0.0020	<0.0020	<0.50
C00341	---	9/21/2015	<0.0050	<0.0050	<0.0050	<0.0050	<0.0050	<0.0020	<0.0050	<0.010	<0.050	<0.0050	<0.0050	<0.050	<0.050	<0.0050	<0.010	<0.0050	<0.0050	<0.0050	<0.0050	<0.0050	<0.0020	<0.0050	<0.0050	<0.0050	<0.0050	<0.0050	<0.0050	<0.0050	<0.0050	<0.0050	<0.0050	<0.0050	<0.0020	<0.0020	<0.50
C00342	---	9/21/2015	<0.0050	<0.0050	<0.0050	<0.0050	<0.0050	<0.0020	<0.0050	<0.010	<0.050	<0.0050	<0.0050	<0.050	<0.050	<0.0050	<0.010	<0.0050	<0.0050	<0.0050	<0.0050	<0.0050	<0.0020	<0.0050	<0.0050	<0.0050	<0.0050	<0.0050	<0.0050	<0.0050	<0.0050	<0.0050	<0.0050	<0.0050	<0.0020	<0.0020	<0.50
C00343	---	9/21/2015	<0.0050	<0.0050	<0.0050	<0.0050	<0.0050	<0.0020	<0.0050	<0.010	<0.050	<0.0050	<0.0050	<0.050	<0.050	<0.0050	<0.010	<0.0050	<0.0050	<0.0050	<0.0050	<0.0050	**0.0024**	<0.0050	<0.0050	<0.0050	<0.0050	<0.0050	<0.0050	<0.0050	<0.0050	<0.0050	<0.0050	<0.0050	<0.0020	**0.0023**	<0.50
C00344	---	9/21/2015	<0.0050	<0.0050	<0.0050	<0.0050	<0.0050	<0.0020	<0.0050	<0.010	<0.050	<0.0050	<0.0050	<0.050	<0.050	<0.0050	<0.010	<0.0050	<0.0050	<0.0050	<0.0050	<0.0050	**0.0027**	<0.0050	<0.0050	<0.0050	<0.0050	<0.0050	<0.0050	<0.0050	<0.0050	<0.0050	<0.0050	<0.0050	<0.0020	**0.0033**	<0.50
C00345	---	9/21/2015	<0.0050	<0.0050	<0.0050	<0.0050	<0.0050	<0.0020	<0.0050	<0.010	<0.050	<0.0050	<0.0050	<0.050	<0.050	<0.0050	<0.010	<0.0050	<0.0050	<0.0050	<0.0050	<0.0050	**0.0028**	<0.0050	<0.0050	<0.0050	<0.0050	<0.0050	<0.0050	<0.0050	<0.0050	<0.0050	<0.0050	<0.0050	<0.0020	**0.0026**	<0.50
C00346	---	9/21/2015	<0.0050	<0.0050	<0.0050	<0.0050	<0.0050	<0.0020	<0.0050	<0.010	<0.050	<0.0050	<0.0050	<0.050	<0.050	<0.0050	<0.010	<0.0050	<0.0050	<0.0050	<0.0050	<0.0050	<0.0020	<0.0050	<0.0050	<0.0050	<0.0050	<0.0050	<0.0050	<0.0050	<0.0050	<0.0050	<0.0050	<0.0050	<0.0020	<0.0020	<0.50
C00347	---	9/21/2015	<0.0050	<0.0050	<0.0050	<0.0050	<0.0050	<0.0020	<0.0050	<0.010	<0.050	<0.0050	<0.0050	<0.050	<0.050	<0.0050	<0.010	<0.0050	<0.0050	<0.0050	<0.0050	<0.0050	<0.0020	<0.0050	<0.0050	<0.0050	<0.0050	<0.0050	<0.0050	<0.0050	<0.0050	<0.0050	<0.0050	<0.0050	<0.0020	**0.0020**	<0.50
C00348	---	9/21/2015	<0.0050	<0.0050	<0.0050	<0.0050	<0.0050	<0.0020	<0.0050	<0.010	<0.050	<0.0050	<0.0050	<0.050	<0.050	<0.0050	<0.010	<0.0050	<0.0050	<0.0050	<0.0050	<0.0050	<0.0020	<0.0050	<0.0050	<0.0050	<0.0050	<0.0050	<0.0050	<0.0050	<0.0050	<0.0050	<0.0050	<0.0050	<0.0020	**0.0021**	<0.50
C00349	---	9/21/2015	<0.0050	<0.0050	<0.0050	<0.0050	<0.0050	<0.0020	<0.0050	<0.010	<0.050	<0.0050	<0.0050	<0.050	<0.050	<0.0050	<0.010	<0.0050	<0.0050	<0.0050	<0.0050	<0.0050	<0.0020	<0.0050	<0.0050	<0.0050	<0.0050	<0.0050	<0.0050	<0.0050	<0.0050	<0.0050	<0.0050	<0.0050	<0.0020	<0.0020	<0.50
C00350	---	9/21/2015	<0.0050	<0.0050	<0.0050	<0.0050	<0.0050	<0.0020	<0.0050	<0.010	<0.050	<0.0050	<0.0050	<0.050	<0.050	<0.0050	<0.010	<0.0050	<0.0050	<0.0050	<0.0050	<0.0050	<0.0020	<0.0050	<0.0050	<0.0050	<0.0050	<0.0050	<0.0050	<0.0050	<0.0050	<0.0050	<0.0050	<0.0050	<0.0020	<0.0020	<0.50
C00410	---	10/27/2015	<0.0050	<0.0050	<0.0050	<0.0050	<0.0050	<0.0020	<0.0050	<0.010	<0.050	<0.0050	<0.0050	<0.050	<0.050	<0.0050	<0.010	<0.0050	<0.0050	<0.0050	<0.0050	<0.0050	<0.0020	<0.0050	<0.0050	<0.0050	<0.0050	<0.0050	<0.0050	<0.0050	<0.0050	<0.0050	<0.0050	<0.0050	<0.0020	<0.0020	<0.50
C00411	---	10/27/2015	<0.0050	<0.0050	<0.0050	<0.0050	<0.0050	<0.0020	<0.0050	<0.010	<0.050	<0.0050	<0.0050	<0.050	<0.050	<0.0050	<0.010	<0.0050	<0.0050	<0.0050	<0.0050	<0.0050	<0.0020	<0.0050	<0.0050	<0.0050	<0.0050	<0.0050	<0.0050	<0.0050	<0.0050	<0.0050	<0.0050	<0.0050	<0.0020	<0.0020	<0.50
C00412	---	10/27/2015	<0.0050	<0.0050	<0.0050	<0.0050	<0.0050	<0.0020	<0.0050	<0.010	<0.050	<0.0050	<0.0050	<0.050	<0.050	<0.0050	<0.010	<0.0050	<0.0050	<0.0050	<0.0050	<0.0050	<0.0020	<0.0050	<0.0050	<0.0050	<0.0050	<0.0050	<0.0050	<0.0050	<0.0050	<0.0050	<0.0050	<0.0050	<0.0020	<0.0020	<0.50
C00413	---	10/27/2015	<0.0050	<0.0050	<0.0050	<0.0050	<0.0050	<0.0020	<0.0050	<0.010	<0.050	<0.0050	<0.0050	<0.050	<0.050	<0.0050	<0.010	<0.0050	<0.0050	<0.0050	<0.0050	<0.0050	<0.0020	<0.0050	<0.0050	<0.0050	<0.0050	<0.0050	<0.0050	<0.0050	<0.0050	<0.0050	<0.0050	<0.0050	<0.0020	<0.0020	<0.50
C00414	---	10/27/2015	<0.0050	<0.0050	<0.0050	<0.0050	<0.0050	<0.0020	<0.0050	<0.010	<0.050	<0.0050	<0.0050	<0.050	<0.050	<0.0050	<0.010	<0.0050	<0.0050	<0.0050	<0.0050	<0.0050	<0.0020	<0.0050	<0.0050	<0.0050	<0.0050	<0.0050	<0.0050	<0.0050	<0.0050	<0.0050	<0.0050	<0.0050	<0.0020	<0.0020	<0.50
C00415	---	10/27/2015	<0.0050	<0.0050	<0.0050	<0.0050	<0.0050	<0.0020	<0.0050	<0.010	<0.050	<0.0050	<0.0050	<0.050	<0.050	<0.0050	<0.010	<0.0050	<0.0050	<0.0050	<0.0050	<0.0050	<0.0020	<0.0050	<0.0050	<0.0050	<0.0050	<0.0050	<0.0050	<0.0050	<0.0050	<0.0050	<0.0050	<0.0050	<0.0020	<0.0020	<0.50
C00416	---	10/27/2015	<0.0050	<0.0050	<0.0050	<0.0050	<0.0050	<0.0020	<0.0050	<0.010	<0.050	<0.0050	<0.0050	<0.050	<0.050	<0.0050	<0.010	<0.0050	<0.0050	<0.0050	<0.0050	<0.0050	<0.0020	<0.0050	<0.0050	<0.0050	<0.0050	<0.0050	<0.0050	<0.0050	<0.0050	<0.0050	<0.0050	<0.0050	<0.0020	<0.0020	<0.50
C00417	---	10/27/2015	<0.0050	<0.0050	<0.0050	<0.0050	<0.0050	<0.0020	<0.0050	<0.010	<0.050	<0.0050	<0.0050	<0.050	<0.050	<0.0050	<0.010	<0.0050	<0.0050	<0.0050	<0.0050	<0.0050	<0.0020	<0.0050	<0.0050	<0.0050	<0.0050	<0.0050	<0.0050	<0.0050	<0.0050	<0.0050	<0.0050	<0.0050	<0.0020	<0.0020	<0.50
C00418	---	10/27/2015	<0.0050	<0.0050	<0.0050	<0.0050	<0.0050	<0.0020	<0.0050	<0.010	<0.050	<0.0050	<0.0050	<0.050	<0.050	<0.0050	<0.010	<0.0050	<0.0050	<0.0050	<0.0050	<0.0050	<0.0020	<0.0050	<0.0050	<0.0050	<0.0050	<0.0050	<0.0050	<0.0050	<0.0050	<0.0050	<0.0050	<0.0050	<0.0020	<0.0020	<0.50
C00419	---	10/27/2015	<0.0050	<0.0050	<0.0050	<0.0050	<0.0050	<0.0020	<0.0050	<0.010	<0.050	<0.0050	<0.0050	<0.050	<0.050	<0.0050	<0.010	<0.0050	<0.0050	<0.0050	<0.0050	<0.0050	<0.0020	<0.0050	<0.0050	<0.0050	<0.0050	<0.0050	<0.0050	<0.0050	<0.0050	<0.0050	<0.0050	<0.0050	<0.0020	<0.0020	<0.50
C00420	---	10/27/2015	<0.0050	<0.0050	<0.0050	<0.0050	<0.0050	<0.0020	<0.0050	<0.010	<0.050	<0.0050	<0.0050	<0.050	<0.050	<0.0050	<0.010	<0.0050	<0.0050	<0.0050	<0.0050	<0.0050	<0.0020	<0.0050	<0.0050	<0.0050	<0.0050	<0.0050	<0.0050	<0.0050	<0.0050	<0.0050	<0.0050	<0.0050	<0.0020	<0.0020	<0.50
C00421	---	10/27/2015	<0.0050	<0.0050	<0.0050	<0.0050	<0.0050	<0.0020	<0.0050	<0.010	<0.050	<0.0050	<0.0050	<0.050	<0.050	<0.0050	<0.010	<0.0050	<0.0050	<0.0050	<0.0050	<0.0050	<0.0020	<0.0050	<0.0050	<0.0050	<0.0050	<0.0050	<0.0050	<0.0050	<0.0050	<0.0050	<0.0050	<0.0050	<0.0020	<0.0020	<0.50
C00422	---	10/27/2015	<0.0050	<0.0050	<0.0050	<0.0050	<0.0050	<0.0020	<0.0050	<0.010	<0.050	<0.0050	<0.0050	<0.050	<0.050	<0.0050	<0.010	<0.0050	<0.0050	<0.0050	<0.0050	<0.0050	<0.0020	<0.0050	<0.0050	<0.0050	<0.0050	<0.0050	<0.0050	<0.0050	<0.0050	<0.0050	<0.0050	<0.0050	<0.0020	<0.0020	<0.50
C00423	---	10/27/2015	<0.0050	<0.0050	<0.0050	<0.0050	<0.0050	<0.0020	<0.0050	<0.010	<0.050	<0.0050	<0.0050	<0.050	<0.050	<0.0050	<0.010	<0.0050	<0.0050	<0.0050	<0.0050	<0.0050	<0.0020	<0.0050	<0.0050	<0.0050	<0.0050	<0.0050	<0.0050	<0.0050	<0.0050	<0.0050	<0.0050	<0.0050	<0.0020	<0.0020	<0.50
C00424	---	10/27/2015	<0.0050	<0.0050	<0.0050	<0.0050	<0.0050	<0.0020	<0.0050	<0.010	<0.050	<0.0050	<0.0050	<0.050	<0.050	<0.0050	<0.010	<0.0050	<0.0050	<0.0050	<0.0050	<0.0050	**0.0027**	<0.0050	<0.0050	<0.0050	<0.0050	<0.0050	<0.0050	<0.0050	<0.0050	<0.0050	<0.0050	<0.0050	<0.0020	<0.0020	<0.50
C00425	---	10/27/2015	<0.0050	<0.0050	<0.0050	<0.0050	<0.0050	<0.0020	<0.0050	<0.010	<0.050	<0.0050	<0.0050	<0.050	<0.050	<0.0050	<0.010	<0.0050	<0.0050	<0.0050	<0.0050	<0.0050	**0.0025**	<0.0050	<0.0050	<0.0050	<0.0050	<0.0050	<0.0050	<0.0050	<0.0050	<0.0050	<0.0050	<0.0050	<0.0020	<0.0020	<0.50
C00426	---	10/27/2015	<0.0050	<0.0050	<0.0050	<0.0050	<0.0050	<0.0020	<0.0050	<0.010	<0.050	<0.0050	<0.0050	<0.050	<0.050	<0.0050	<0.010	<0.0050	<0.0050	<0.0050	<0.0050	<0.0050	<0.0020	<0.0050	<0.0050	<0.0050	<0.0050	<0.0050	<0.0050	<0.0050	<0.0050	<0.0050	<0.0050	<0.0050	<0.0020	<0.0020	<0.50
C00427	---	10/27/2015	<0.0050	<0.0050	<0.0050	<0.0050	<0.0050	<0.0020	<0.0050	<0.010	<0.050	<0.0050	<0.0050	<0.050	<0.050	<0.0050	<0.010	<0.0050	<0.0050	<0.0050	<0.0050	<0.0050	**0.0021**	<0.0050	<0.0050	<0.0050	<0.0050	<0.0050	<0.0050	<0.0050	<0.0050	<0.0050	<0.0050	<0.0050	<0.0020	<0.0020	<0.50
C00428	---	10/27/2015	<0.0050	<0.0050	<0.0050	<0.0050	<0.0050	<0.0020	<0.0050	<0.010	<0.050	<0.0050	<0.0050	<0.050	<0.050	<0.0050	<0.010	<0.0050	<0.0050	<0.0050	<0.0050	<0.0050	<0.0020	<0.0050	<0.0050	<0.0050	<0.0050	<0.0050	<0.0050	<0.0050	<0.0050	<0.0050	<0.0050	<0.0050	<0.0020	<0.0020	<0.50
C00429	---	10/27/2015	<0.0050	<0.0050	<0.0050	<0.0050	<0.0050	<0.0020	<0.0050	<0.010	<0.050	<0.0050	<0.0050	<0.050	<0.050	<0.0050	<0.010	<0.0050	<0.0050	<0.0050	<0.0050	<0.0050	<0.0020	<0.0050	<0.0050	<0.0050	<0.0050	<0.0050	<0.0050	<0.0050	<0.0050	<0.0050	<0.0050	<0.0050	<0.0020	<0.0020	<0.50
C00430	---	10/27/2015	<0.0050	<0.0050	<0.0050	<0.0050	<0.0050	<0.0020	<0.0050	<0.010	<0.050	<0.0050	<0.0050	<0.050	<0.050	<0.0050	<0.010	<0.0050	<0.0050	<0.0050	<0.0050	<0.0050	<0.0020	<0.0050	<0.0050	<0.0050	<0.0050	<0.0050	<0.0050	<0.0050	<0.0050	<0.0050	<0.0050	<0.0050	<0.0020	**0.0020**	<0.50
C00431	---	10/27/2015	<0.0050	<0.0050	<0.0050	<0.0050	<0.0050	<0.0020	<0.0050	<0.010	<0.050	<0.0050	<0.0050	<0.050	<0.050	<0.0050	<0.010	<0.0050	<0.0050	<0.0050	<0.0050	<0.0050	<0.0020	<0.0050	<0.0050	<0.0050	<0.0050	<0.0050	<0.0050	<0.0050	<0.0050	<0.0050	<0.0050	<0.0050	<0.0020	<0.0020	<0.50
C00432	---	10/27/2015	<0.0050	<0.0050	<0.0050	<0.0050	<0.0050	<0.0020	<0.0050	<0.010	<0.050	<0.0050	<0.0050	<0.050	<0.050	<0.0050	<0.010	<0.0050	<0.0050	<0.0050	<0.0050	<0.0050	<0.0020	<0.0050	<0.0050	<0.0050	<0.0050	<0.0050	<0.0050	<0.0050	<0.0050	<0.0050	<0.0050	<0.0050	<0.0020	<0.0020	<0.50
C00433	---	10/27/2015	<0.0050	<0.0050	<0.0050	<0.0050	<0.0050	<0.0020	<0.0050	<0.010	<0.050	<0.0050	<0.0050	<0.050	<0.050	<0.0050	<0.010

TABLE A-2
ANALYTICAL RESULTS FOR VOCs IN SOIL (0 TO 10 FEET BGS)
Defense Fuel Support Point Norwalk
15306 Norwalk Boulevard, Norwalk, California

Sample ID	Sample Depth	Date Sampled	Acetone (mg/kg)	tert-Amyl Methyl Ether (TAME) (mg/kg)	Benzene (mg/kg)	Bromobenzene (mg/kg)	Bromochloromethane (mg/kg)	Bromodichloromethane (mg/kg)	Bromoform (mg/kg)	Bromomethane (mg/kg)	2-Butanone (MEK) (mg/kg)	tert-Butyl alcohol (TBA) (mg/kg)	sec-Butylbenzene (mg/kg)	tert-Butylbenzene (mg/kg)	n-Butylbenzene (mg/kg)	Carbon Disulfide (mg/kg)	Carbon Tetrachloride (mg/kg)	Chlorobenzene (mg/kg)	Chloroethane (mg/kg)	Chloroform (mg/kg)	Chloromethane (mg/kg)	2-Chlorotoluene (mg/kg)	4-Chlorotoluene (mg/kg)	1,2-Dibromo-3-chloropropane (mg/kg)	Dibromochloromethane (mg/kg)	1,2-Dibromoethane (EDB) (mg/kg)	Dibromomethane (mg/kg)	1,2-Dichlorobenzene (mg/kg)	1,3-Dichlorobenzene (mg/kg)	1,4-Dichlorobenzene (mg/kg)	Dichlorodifluoromethane (R12) (mg/kg)	1,1-Dichloroethane (mg/kg)	1,2-Dichloroethane (EDC) (mg/kg)	trans-1,2-Dichloroethylene (mg/kg)	cis-1,2-Dichloroethylene (mg/kg)	1,1-Dichloroethylene (mg/kg)	1,2-Dichloropropane (mg/kg)	1,3-Dichloropropane (mg/kg)
RWQCB Site-Specific Soil Cleanup Goal (0.5 ft below ground surface)			**0.994**	**0.005**	**0.013**	**0.005**	**0.005**	**0.005**	**0.005**	**0.005**	**0.05**	**0.02**	**2.22**	**1.78**	**3.4**	**0.046**	**0.005**	**0.005**	**0.005**	**0.005**	**0.005**	**0.005**	**0.005**	**0.01**	**0.005**	**0.005**	**0.005**	**0.005**	**0.005**	**0.005**	**0.005**	**0.005**	**0.005**	**0.005**	**0.005**	**0.005**	**0.005**	**0.005**
RWQCB Site-Specific Soil Cleanup Goal (5 ft below ground surface)			**1.28**	**0.005**	**0.011**	**0.005**	**0.005**	**0.005**	**0.005**	**0.005**	**0.05**	**0.02**	**0.129**	**0.11**	**0.179**	**0.023**	**0.005**	**0.005**	**0.005**	**0.005**	**0.005**	**0.005**	**0.005**	**0.01**	**0.005**	**0.005**	**0.005**	**0.005**	**0.005**	**0.005**	**0.005**	**0.005**	**0.005**	**0.005**	**0.005**	**0.005**	**0.005**	**0.005**
C00437	---	10/27/2015	<0.050	<0.0050	<0.010	<0.0050	<0.0050	<0.0050	<0.0050	<0.0050	<0.050	<0.020	<0.0050	<0.0050	<0.0050	<0.0050	<0.0050	<0.0050	<0.0050	<0.0050	<0.0050	<0.0050	<0.0050	<0.010	<0.0050	<0.0050	<0.0050	<0.0050	<0.0050	<0.0050	<0.0050	<0.0050	<0.0050	<0.0050	<0.0050	<0.0050	<0.0050	<0.0050
C00438	---	10/27/2015	<0.050	<0.0050	<0.010	<0.0050	<0.0050	<0.0050	<0.0050	<0.0050	<0.050	<0.020	<0.0050	<0.0050	<0.0050	<0.0050	<0.0050	<0.0050	<0.0050	<0.0050	<0.0050	<0.0050	<0.0050	<0.010	<0.0050	<0.0050	<0.0050	<0.0050	<0.0050	<0.0050	<0.0050	<0.0050	<0.0050	<0.0050	<0.0050	<0.0050	<0.0050	<0.0050
C00439	---	10/27/2015	<0.050	<0.0050	<0.010	<0.0050	<0.0050	<0.0050	<0.0050	<0.0050	<0.050	<0.020	<0.0050	<0.0050	<0.0050	<0.0050	<0.0050	<0.0050	<0.0050	<0.0050	<0.0050	<0.0050	<0.0050	<0.010	<0.0050	<0.0050	<0.0050	<0.0050	<0.0050	<0.0050	<0.0050	<0.0050	<0.0050	<0.0050	<0.0050	<0.0050	<0.0050	<0.0050
C00440	---	10/27/2015	<0.050	<0.0050	<0.010	<0.0050	<0.0050	<0.0050	<0.0050	<0.0050	<0.050	<0.020	<0.0050	<0.0050	<0.0050	<0.0050	<0.0050	<0.0050	<0.0050	<0.0050	<0.0050	<0.0050	<0.0050	<0.010	<0.0050	<0.0050	<0.0050	<0.0050	<0.0050	<0.0050	<0.0050	<0.0050	<0.0050	<0.0050	<0.0050	<0.0050	<0.0050	<0.0050
C00441	---	10/27/2015	<0.050	<0.0050	<0.010	<0.0050	<0.0050	<0.0050	<0.0050	<0.0050	<0.050	<0.020	<0.0050	<0.0050	<0.0050	<0.0050	<0.0050	<0.0050	<0.0050	<0.0050	<0.0050	<0.0050	<0.0050	<0.010	<0.0050	<0.0050	<0.0050	<0.0050	<0.0050	<0.0050	<0.0050	<0.0050	<0.0050	<0.0050	<0.0050	<0.0050	<0.0050	<0.0050
C00442	---	10/27/2015	<0.050	<0.0050	<0.010	<0.0050	<0.0050	<0.0050	<0.0050	<0.0050	<0.050	<0.020	<0.0050	<0.0050	<0.0050	<0.0050	<0.0050	<0.0050	<0.0050	<0.0050	<0.0050	<0.0050	<0.0050	<0.010	<0.0050	<0.0050	<0.0050	<0.0050	<0.0050	<0.0050	<0.0050	<0.0050	<0.0050	<0.0050	<0.0050	<0.0050	<0.0050	<0.0050
C00443	---	10/27/2015	<0.050	<0.0050	<0.010	<0.0050	<0.0050	<0.0050	<0.0050	<0.0050	<0.050	<0.020	<0.0050	<0.0050	<0.0050	<0.0050	<0.0050	<0.0050	<0.0050	<0.0050	<0.0050	<0.0050	<0.0050	<0.010	<0.0050	<0.0050	<0.0050	<0.0050	<0.0050	<0.0050	<0.0050	<0.0050	<0.0050	<0.0050	<0.0050	<0.0050	<0.0050	<0.0050
C00444	---	10/27/2015	<0.050	<0.0050	<0.010	<0.0050	<0.0050	<0.0050	<0.0050	<0.0050	<0.050	<0.020	<0.0050	<0.0050	<0.0050	<0.0050	<0.0050	<0.0050	<0.0050	<0.0050	<0.0050	<0.0050	<0.0050	<0.010	<0.0050	<0.0050	<0.0050	<0.0050	<0.0050	<0.0050	<0.0050	<0.0050	<0.0050	<0.0050	<0.0050	<0.0050	<0.0050	<0.0050
C00445	---	10/27/2015	<0.050	<0.0050	<0.010	<0.0050	<0.0050	<0.0050	<0.0050	<0.0050	<0.050	<0.020	<0.0050	<0.0050	<0.0050	<0.0050	<0.0050	<0.0050	<0.0050	<0.0050	<0.0050	<0.0050	<0.0050	<0.010	<0.0050	<0.0050	<0.0050	<0.0050	<0.0050	<0.0050	<0.0050	<0.0050	<0.0050	<0.0050	<0.0050	<0.0050	<0.0050	<0.0050
C00446	---	10/27/2015	<0.050	<0.0050	<0.010	<0.0050	<0.0050	<0.0050	<0.0050	<0.0050	<0.050	<0.020	<0.0050	<0.0050	<0.0050	<0.0050	<0.0050	<0.0050	<0.0050	<0.0050	<0.0050	<0.0050	<0.0050	<0.010	<0.0050	<0.0050	<0.0050	<0.0050	<0.0050	<0.0050	<0.0050	<0.0050	<0.0050	<0.0050	<0.0050	<0.0050	<0.0050	<0.0050
C00447	---	10/27/2015	<0.050	<0.0050	<0.010	<0.0050	<0.0050	<0.0050	<0.0050	<0.0050	<0.050	<0.020	<0.0050	<0.0050	<0.0050	<0.0050	<0.0050	<0.0050	<0.0050	<0.0050	<0.0050	<0.0050	<0.0050	<0.010	<0.0050	<0.0050	<0.0050	<0.0050	<0.0050	<0.0050	<0.0050	<0.0050	<0.0050	<0.0050	<0.0050	<0.0050	<0.0050	<0.0050
C00448	---	10/27/2015	<0.050	<0.0050	<0.010	<0.0050	<0.0050	<0.0050	<0.0050	<0.0050	<0.050	<0.020	<0.0050	<0.0050	<0.0050	<0.0050	<0.0050	<0.0050	<0.0050	<0.0050	<0.0050	<0.0050	<0.0050	<0.010	<0.0050	<0.0050	<0.0050	<0.0050	<0.0050	<0.0050	<0.0050	<0.0050	<0.0050	<0.0050	<0.0050	<0.0050	<0.0050	<0.0050
C00449	---	10/27/2015	<0.050	<0.0050	<0.010	<0.0050	<0.0050	<0.0050	<0.0050	<0.0050	<0.050	<0.020	<0.0050	<0.0050	<0.0050	<0.0050	<0.0050	<0.0050	<0.0050	<0.0050	<0.0050	<0.0050	<0.0050	<0.010	<0.0050	<0.0050	<0.0050	<0.0050	<0.0050	<0.0050	<0.0050	<0.0050	<0.0050	<0.0050	<0.0050	<0.0050	<0.0050	<0.0050
C00450	---	10/27/2015	<0.050	<0.0050	<0.010	<0.0050	<0.0050	<0.0050	<0.0050	<0.0050	<0.050	<0.020	<0.0050	<0.0050	<0.0050	<0.0050	<0.0050	<0.0050	<0.0050	<0.0050	<0.0050	<0.0050	<0.0050	<0.010	<0.0050	<0.0050	<0.0050	<0.0050	<0.0050	<0.0050	<0.0050	<0.0050	<0.0050	<0.0050	<0.0050	<0.0050	<0.0050	<0.0050
C00451	---	10/27/2015	<0.050	<0.0050	<0.010	<0.0050	<0.0050	<0.0050	<0.0050	<0.0050	<0.050	<0.020	<0.0050	<0.0050	<0.0050	<0.0050	<0.0050	<0.0050	<0.0050	<0.0050	<0.0050	<0.0050	<0.0050	<0.010	<0.0050	<0.0050	<0.0050	<0.0050	<0.0050	<0.0050	<0.0050	<0.0050	<0.0050	<0.0050	<0.0050	<0.0050	<0.0050	<0.0050
C00452	---	10/27/2015	<0.050	<0.0050	<0.010	<0.0050	<0.0050	<0.0050	<0.0050	<0.0050	<0.050	<0.020	<0.0050	<0.0050	<0.0050	<0.0050	<0.0050	<0.0050	<0.0050	<0.0050	<0.0050	<0.0050	<0.0050	<0.010	<0.0050	<0.0050	<0.0050	<0.0050	<0.0050	<0.0050	<0.0050	<0.0050	<0.0050	<0.0050	<0.0050	<0.0050	<0.0050	<0.0050
C00473	---	12/7/2015	**0.055**	<0.0050	<0.010	<0.0050	<0.0050	<0.0050	<0.0050	<0.0050	<0.050	<0.020	<0.0050	<0.0050	<0.0050	<0.0050	<0.0050	<0.0050	<0.0050	<0.0050	<0.0050	<0.0050	<0.0050	<0.010	<0.0050	<0.0050	<0.0050	<0.0050	<0.0050	<0.0050	<0.0050	<0.0050	<0.0050	<0.0050	<0.0050	<0.0050	<0.0050	<0.0050
C00474	---	12/7/2015	**0.054**	<0.0050	<0.010	<0.0050	<0.0050	<0.0050	<0.0050	<0.0050	<0.050	<0.020	<0.0050	<0.0050	<0.0050	<0.0050	<0.0050	<0.0050	<0.0050	<0.0050	<0.0050	<0.0050	<0.0050	<0.010	<0.0050	<0.0050	<0.0050	<0.0050	<0.0050	<0.0050	<0.0050	<0.0050	<0.0050	<0.0050	<0.0050	<0.0050	<0.0050	<0.0050
C00475	---	12/7/2015	<0.050	<0.0050	<0.010	<0.0050	<0.0050	<0.0050	<0.0050	<0.0050	<0.050	<0.020	<0.0050	<0.0050	<0.0050	<0.0050	<0.0050	<0.0050	<0.0050	<0.0050	<0.0050	<0.0050	<0.0050	<0.010	<0.0050	<0.0050	<0.0050	<0.0050	<0.0050	<0.0050	<0.0050	<0.0050	<0.0050	<0.0050	<0.0050	<0.0050	<0.0050	<0.0050
C00476	---	12/7/2015	**0.053**	<0.0050	<0.010	<0.0050	<0.0050	<0.0050	<0.0050	<0.0050	<0.050	<0.020	<0.0050	<0.0050	<0.0050	<0.0050	<0.0050	<0.0050	<0.0050	<0.0050	<0.0050	<0.0050	<0.0050	<0.010	<0.0050	<0.0050	<0.0050	<0.0050	<0.0050	<0.0050	<0.0050	<0.0050	<0.0050	<0.0050	<0.0050	<0.0050	<0.0050	<0.0050
C00477	---	12/7/2015	**0.064**	<0.0050	<0.010	<0.0050	<0.0050	<0.0050	<0.0050	<0.0050	<0.050	<0.020	<0.0050	<0.0050	<0.0050	<0.0050	<0.0050	<0.0050	<0.0050	<0.0050	<0.0050	<0.0050	<0.0050	<0.010	<0.0050	<0.0050	<0.0050	<0.0050	<0.0050	<0.0050	<0.0050	<0.0050	<0.0050	<0.0050	<0.0050	<0.0050	<0.0050	<0.0050
C00478	---	12/7/2015	<0.050	<0.0050	<0.010	<0.0050	<0.0050	<0.0050	<0.0050	<0.0050	<0.050	<0.020	<0.0050	<0.0050	<0.0050	<0.0050	<0.0050	<0.0050	<0.0050	<0.0050	<0.0050	<0.0050	<0.0050	<0.010	<0.0050	<0.0050	<0.0050	<0.0050	<0.0050	<0.0050	<0.0050	<0.0050	<0.0050	<0.0050	<0.0050	<0.0050	<0.0050	<0.0050
C00479	---	12/7/2015	<0.050	<0.0050	<0.010	<0.0050	<0.0050	<0.0050	<0.0050	<0.0050	<0.050	<0.020	<0.0050	<0.0050	<0.0050	<0.0050	<0.0050	<0.0050	<0.0050	<0.0050	<0.0050	<0.0050	<0.0050	<0.010	<0.0050	<0.0050	<0.0050	<0.0050	<0.0050	<0.0050	<0.0050	<0.0050	<0.0050	<0.0050	<0.0050	<0.0050	<0.0050	<0.0050
C00480	---	12/7/2015	<0.050	<0.0050	<0.010	<0.0050	<0.0050	<0.0050	<0.0050	<0.0050	<0.050	<0.020	<0.0050	<0.0050	<0.0050	<0.0050	<0.0050	<0.0050	<0.0050	<0.0050	<0.0050	<0.0050	<0.0050	<0.010	<0.0050	<0.0050	<0.0050	<0.0050	<0.0050	<0.0050	<0.0050	<0.0050	<0.0050	<0.0050	<0.0050	<0.0050	<0.0050	<0.0050
C00481	---	12/7/2015	<0.050	<0.0050	<0.010	<0.0050	<0.0050	<0.0050	<0.0050	<0.0050	<0.050	<0.020	<0.0050	<0.0050	<0.0050	<0.0050	<0.0050	<0.0050	<0.0050	<0.0050	<0.0050	<0.0050	<0.0050	<0.010	<0.0050	<0.0050	<0.0050	<0.0050	<0.0050	<0.0050	<0.0050	<0.0050	<0.0050	<0.0050	<0.0050	<0.0050	<0.0050	<0.0050
C00482	---	12/7/2015	<0.050	<0.0050	<0.010	<0.0050	<0.0050	<0.0050	<0.0050	<0.0050	<0.050	<0.020	<0.0050	<0.0050	<0.0050	<0.0050	<0.0050	<0.0050	<0.0050	<0.0050	<0.0050	<0.0050	<0.0050	<0.010	<0.0050	<0.0050	<0.0050	<0.0050	<0.0050	<0.0050	<0.0050	<0.0050	<0.0050	<0.0050	<0.0050	<0.0050	<0.0050	<0.0050
C00483	---	12/7/2015	<0.050	<0.0050	<0.010	<0.0050	<0.0050	<0.0050	<0.0050	<0.0050	<0.050	<0.020	<0.0050	<0.0050	<0.0050	<0.0050	<0.0050	<0.0050	<0.0050	<0.0050	<0.0050	<0.0050	<0.0050	<0.010	<0.0050	<0.0050	<0.0050	<0.0050	<0.0050	<0.0050	<0.0050	<0.0050	<0.0050	<0.0050	<0.0050	<0.0050	<0.0050	<0.0050
C00484	---	12/7/2015	<0.050	<0.0050	<0.010	<0.0050	<0.0050	<0.0050	<0.0050	<0.0050	<0.050	<0.020	<0.0050	<0.0050	<0.0050	<0.0050	<0.0050	<0.0050	<0.0050	<0.0050	<0.0050	<0.0050	<0.0050	<0.010	<0.0050	<0.0050	<0.0050	<0.0050	<0.0050	<0.0050	<0.0050	<0.0050	<0.0050	<0.0050	<0.0050	<0.0050	<0.0050	<0.0050
C00485	---	12/7/2015	<0.050	<0.0050	<0.010	<0.0050	<0.0050	<0.0050	<0.0050	<0.0050	<0.050	<0.020	<0.0050	<0.0050	<0.0050	<0.0050	<0.0050	<0.0050	<0.0050	<0.0050	<0.0050	<0.0050	<0.0050	<0.010	<0.0050	<0.0050	<0.0050	<0.0050	<0.0050	<0.0050	<0.0050	<0.0050	<0.0050	<0.0050	<0.0050	<0.0050	<0.0050	<0.0050
C00486	---	12/7/2015	<0.050	<0.0050	<0.010	<0.0050	<0.0050	<0.0050	<0.0050	<0.0050	<0.050	<0.020	<0.0050	<0.0050	<0.0050	<0.0050	<0.0050	<0.0050	<0.0050	<0.0050	<0.0050	<0.0050	<0.0050	<0.010	<0.0050	<0.0050	<0.0050	<0.0050	<0.0050	<0.0050	<0.0050	<0.0050	<0.0050	<0.0050	<0.0050	<0.0050	<0.0050	<0.0050
C00487	---	12/7/2015	<0.050	<0.0050	<0.010	<0.0050	<0.0050	<0.0050	<0.0050	<0.0050	<0.050	<0.020	<0.0050	<0.0050	<0.0050	<0.0050	<0.0050	<0.0050	<0.0050	<0.0050	<0.0050	<0.0050	<0.0050	<0.010	<0.0050	<0.0050	<0.0050	<0.0050	<0.0050	<0.0050	<0.0050	<0.0050	<0.0050	<0.0050	<0.0050	<0.0050	<0.0050	<0.0050
C00488	---	12/7/2015	<0.050	<0.0050	<0.010	<0.0050	<0.0050	<0.0050	<0.0050	<0.0050	<0.050	<0.020	<0.0050	<0.0050	<0.0050	<0.0050	<0.0050	<0.0050	<0.0050	<0.0050	<0.0050	<0.0050	<0.0050	<0.010	<0.0050	<0.0050	<0.0050	<0.0050	<0.0050	<0.0050	<0.0050	<0.0050	<0.0050	<0.0050	<0.0050	<0.0050	<0.0050	<0.0050
C00489	---	12/7/2015	<0.050	<0.0050	<0.010	<0.0050	<0.0050	<0.0050	<0.0050	<0.0050	<0.050	<0.020	<0.0050	<0.0050	<0.0050	<0.0050	<0.0050	<0.0050	<0.0050	<0.0050	<0.0050	<0.0050	<0.0050	<0.010	<0.0050	<0.0050	<0.0050	<0.0050	<0.0050	<0.0050	<0.0050	<0.0050	<0.0050	<0.0050	<0.0050	<0.0050	<0.0050	<0.0050
C00490	---	12/7/2015	**0.077**	<0.0050	<0.010	<0.0050	<0.0050	<0.0050	<0.0050	<0.0050	<0.050	<0.020	<0.0050	<0.0050	<0.0050	<0.0050	<0.0050	<0.0050	<0.0050	<0.0050	<0.0050	<0.0050	<0.0050	<0.010	<0.0050	<0.0050	<0.0050	<0.0050	<0.0050	<0.0050	<0.0050	<0.0050	<0.0050	<0.0050	<0.0050	<0.0050	<0.0050	<0.0050
C00491	---	12/7/2015	**0.058**	<0.0050	<0.010	<0.0050	<0.0050	<0.0050	<0.0050	<0.0050	<0.050	<0.020	<0.0050	<0.0050	<0.0050	<0.0050	<0.0050	<0.0050	<0.0050	<0.0050	<0.0050	<0.0050	<0.0050	<0.010	<0.0050	<0.0050	<0.0050	<0.0050	<0.0050	<0.0050	<0.0050	<0.0050	<0.0050	<0.0050	<0.0050	<0.0050	<0.0050	<0.0050
C00492	---	12/7/2015	**0.052**	<0.0050	<0.010	<0.0050	<0.0050	<0.0050	<0.0050	<0.0050	<0.050	<0.020	<0.0050	<0.0050	<0.0050	<0.0050	<0.0050	<0.0050	<0.0050	<0.0050	<0.0050	<0.0050	<0.0050	<0.010	<0.0050	<0.0050	<0.0050	<0.0050	<0.0050	<0.0050	<0.0050	<0.0050	<0.0050	<0.0050	<0.0050	<0.0050	<0.0050	<0.0050
C00493	---	12/7/2015	**0.074**	<0.0050	<0.010	<0.0050	<0.0050	<0.0050	<0.0050	<0.0050	<0.050	<0.020	<0.0050	<0.0050	<0.0050	<0.0050	<0.0050	<0.0050	<0.0050	<0.0050	<0.0050	<0.0050	<0.0050	<0.010	<0.0050	<0.0050	<0.0050	<0.0050	<0.0050	<0.0050	<0.0050	<0.0050	<0.0050	<0.0050	<0.0050	<0.0050	<0.0050	<0.0050
C00494	---	12/7/2015	**0.051**	<0.0050	<0.010	<0.0050	<0.0050	<0.0050	<0.0050	<0.0050	<0.050	<0.020	<0.0050	<0.0050	<0.0050	<0.0050	<0.0050	<0.0050	<0.0050	<0.0050	<0.0050	<0.0050	<0.0050	<0.010	<0.0050	<0.0050	<0.0050	<0.0050	<0.0050	<0.0050	<0.0050	<0.0050	<0.0050	<0.0050	<0.0050	<0.0050	<0.0050	<0.0050
C00495	---	12/7/2015	<0.050	<0.0050	<0.010	<0.0050	<0.0050	<0.0050	<0.0050	<0.0050	<0.050	<0.020	<0.0050	<0.0050	<0.0050	<0.0050	<0.0050	<0.0050	<0.0050	<0.0050	<0.0050	<0.0050	<0.0050	<0.010	<0.0050	<0.0050	<0.0050	<0.0050	<0.0050	<0.0050	<0.0050	<0.0050	<0.0050	<0.0050	<0.0050	<0.0050	<0.0050	<0.0050
C00496	---	12/7/2015	<0.050	<0.0050	<0.010	<0.0050	<0.0050	<0.0050	<0.0050	<0.0050	<0.050	<0.020	<0.0050	<0.0050	<0.0050	<0.0050	<0.0050	<0.0050	<0.0050	<0.0050	<0.0050	<0.0050	<0.0050	<0.010	<0.0050	<0.0050	<0.0050	<0.0050	<0.0050	<0.0050	<0.0050	<0.0050	<0.0050	<0.0050	<0.0050	<0.0050	<0.0050	<0.0050
C00497	---	12/7/2015	**0.058**	<0.0050	<0.010	<0.0050	<0.0050	<0.0050	<0.0050	<0.0050	<0.050	<0.020	<0.0050	<0.0050	<0.0050	<0.0050	<0.0050	<0.0050	<0.0050	<0.0050	<0.0050	<0.0050	<0.0050	<0.010	<0.0050	<0.0050	<0.0050	<0.0050	<0.0050	<0.0050	<0.0050	<0.0050	<0.0050	<0.0050	<0.0050	<0.0050	<0.0050	<0.0050
C00498	---	12/7/2015	<0.050	<0.0050	<0.010	<0.0050	<0.0050	<0.0050	<0.0050	<0.0050	<0.050	<0.020	<0.0050	<0.0050	<0.0050	<0.0050	<0.0050	<0.0050	<0.0050	<0.0050	<0.0050	<0.0050	<0.0050	<0.010	<0.0050	<0.0050	<0.0050	<0.0050	<0.0050	<0.0050	<0.0050	<0.0050	<0.0050	<0.0050	<0.0050	<0.0050	<0.0050	<0.0050
C00499	---	12/7/2015	<0.050	<0.0050	<0.010	<0.0050	<0.0050	<0.0050	<0.0050	<0.0050	<0.050	<0.020	<0.0050	<0.0050	<0.0050	<0.0050	<0.0050	<0.0050	<0.0050	<0.0050	<0.0050	<0.0050	<0.0050	<0.010	<0.0050	<0.0050	<0.0050	<0.0050	<0.0050	<0.0050	<0.0050	<0.0050	<0.0050	<0.0050	<0.0050	<0.0050	<0.0050	<0.0050
C00500	---	12/7/2015	<0.050	<0.0050	<0.010	<0.0050	<0.0050	<0.0050	<0.0050	<0.0050	<0.050	<0.020	<0.0050	<0.0050	<0.0050	<0.0050	<0.0050	<0.0050	<0.0050	<0.0050	<0.0050	<0.0050	<0.0050	<0.010	<0.0050	<0.0050	<0.0050	<0.0050	<0.0050	<0.0050	<0.0050	<0.0050	<0.0050	<0.0050	<0.0050	<0.0050	<0.0050	<0.0050
C00501	---	12/7/2015	<0.050	<0.0050	<0.010	<0.0050	<0.0050	<0.0050	<0.0050	<0.0050	<0.050	<0.020	<0.0050	<0.0050	<0.0050	<0.0050	<0.0050	<0.0050	<0.0050	<0.0050	<0.0050	<0.0050	<0.0050	<0.010	<0.0050	<0.0050	<0.0050	<0.0050	<0.0050	<0.0050	<0.0050	<0.0050	<0.0050	<0.0050	<0.0050	<0.0050	<0.0050	<0.0050
C00502	---	12/7/2015	<0.050	<0.0050	<0.010	<0.0050	<0.0050	<0.0050	<0.0050	<0.0050	<0.050	<0.020	<0.0050	<0.0050	<0.0050	<0.0050	<0.0050	<0.0050	<0.0050	<0.0050	<0.0050	<0.0050	<0.0050	<0.010	<0.0050	<0.0050	<0.0050	<0.0050	<0.0050	<0.0050	<0.0050	<0.0050	<0.0050	<0.0050	<0.0050	<0.0050	<0.0050	<0.0050
C00503	---	12/7/2015	<0.050	<0.0050	<0.010	<0.0050	<0.0050	<0.0050	<0.0050	<0.0050	<0.050	<0.020	<0.0050	<0.0050	<0.0050	<0.0050	<0.0050	<0.0050	<0.0050	<0.0050	<0.0050	<0.0050	<0.0050	<0.010	<0.0050	<0.0050	<0.0050	<0.0050	<0.0050	<0.0050	<0.0050	<0.0050	<0.0050	<0.0050	<0.0050	<0.0050	<0.0050	<0.0050
C00504	---	12/7/2015	<0.050	<0.0050	<0.010	<0.0050	<0.0050	<0.0050	<0.0050	<0.0050	<0.050	<0.020	<0.0050	<0.0050	<0.0050	<0.0050	<0.0050	<0.0050	<0.0050	<0.0050	<0.0050	<0.0050	<0.0050	<0.010	<0.0050	<0.0050	<0.0050	<0.0050	<0.0050	<0.0050	<0.0050	<0.0050	<0.0050	<0.0050	<0.0050	<0.0050	<0.0050	<0.0050
C00506	---	12/7/2015	<0.050	<0.0050	<0.010	<0.0050	<0.0050	<0.0050	<0.0050	<0.0050	<0.050	<0.020	<0.0050	<0.0050	<0.0050	<0.0050	<0.0050	<0.0050	<0.0050	<0.0050	<0.0050	<0.0050	<0.0050	<0.010	<0.0050	<0.0050	<0.0050	<0.0050	<0.0050	<0.0050	<0.0050	<0.0050	<0.0050	<0.0050	<0.0050	<0.0050	<0.0050	<0.0050
C00507	---	12/7/2015	<0.050	<0.0050	<0.010	<0.0050	<0.0050	<0.0050	<0.0050	<0.0050	<0.050	<0.020	<0.0050	<0.0050	<0.0050	<0.0050	<0.0050	<0.0050	<0.0050	<0.0050	<0.0050	<0.0050	<0.0050	<0.010	<0.0050	<0.0050	<0.0050	<0.0050	<0.0050	<0.0050	<0.0050	<0.0050	<0.0050	<0.0050	<0.0050	<0.0050	<0.0050	<0.0050
C00508	---	12/15/2015	<0.050	<0.0050	<0.010	<0.0050	<0.0050	<0.0050	<0.0050	<0.0050	<0.050	<0.020	<0.0050	<0.0050	<0.0050	<0.0050	<0.0050	<0.0050	<0.0050	<0.0050	<0.0050	<0.0050	<0.0050	<0.010	<0.0050	<0.0050	<0.0050	<0.0050	<0.0050	<0.0050	<0.0050	<0.0050	<0.0050	<0.0050	<0.0050	<0.0050	<0.0050	<0.0050
C00509	---	12/15/2015	<0.050	<0.0050	<0.010	<0.0050	<0.0050	<0.0050	<0.0050	<0.0050	<0.050	<0.020	<0.0050	<0.0050	<0.0050	<0.0050	<0.0050	<0.0050	<0.0050	<0.0050	<0.0050	<0.0050	<0.0050	<0.010	<0.0050	<0.0050	<0.0050	<0.0050	<0.0050	<0.0050	<0.0050	<0.0050	<0.0050	<0.0050	<0.0050	<0.0050	<0.0050	<0.0050
C00510	---	12/15/2015	<0.050	<0.0050	<0.010	<0.0050	<0.0050	<0.0050	<0.0050	<0.0050	<0.050	<0.020	<0.0050	<0.0050	<0.0050	<0.0050	<0.0050	<0.0050	<0.0050	<0.0050	<0.0050	<0.0050	<0.0050	<0.010	<0.0050	<0.0050	<0.0050	<0.0050	<0.0050	<0.0050	<0.0050	<0.0050	<0.0050	<0.0050	<0.0050	<0.0050	<0.0050	<0.0050
C00511	---	12/15/2015	<0.050	<0.0050	<0.010	<0.0050	<0.0050	<0.0050	<0.0050	<0.0050	<0.050	<0.020	<0.0050	<0.0050	<0.0050	<0.0050	<0.0050	<0.0050	<0.0050	<0.0050	<0.0050	<0.0050	<0.0050	<0.010	<0.0050	<0.0050	<0.0050	<0.0050	<0.0050	<0.0050	<0.0050	<0.0050	<0.0050	<0.0050	<0.0050	<0.0050	<0.0050	<0.0050
C00512	---	12/15/2015	<0.050	<0.0050	<0.010	<0.0050	<0.0050	<0.0050	<0.0050	<0.0050	<0.050	<0.020	<0.0050	<0.0050	<0.0050	<0.0050	<0.0050	<0.0050	<0.0050	<0.0050	<0.0050	<0.0050	<0.0050	<0.010	<0.0050	<0.0050	<0.0050	<0.0050	<0.0050	<0.0050	<0.0050	<0.0050	<0.0050	<0.0050	<0.0050	<0.0

TABLE A-2
ANALYTICAL RESULTS FOR VOCs IN SOIL (0 TO 10 FEET BGS)
Defense Fuel Support Point Norwalk
15306 Norwalk Boulevard, Norwalk, California

Sample ID	Sample Depth	Date Sampled	2,2-Dichloropropane (mg/kg)	1,1-Dichloropropylene (mg/kg)	trans-1,3-Dichloropropylene (mg/kg)	cis-1,3-Dichloropropylene (mg/kg)	Diisopropyl ether (DIPE) (mg/kg)	Ethylbenzene (mg/kg)	Ethyl-tert-Butyl Ether (ETBE) (mg/kg)	Hexachlorobutadiene (mg/kg)	2-Hexanone (MBK) (mg/kg)	Isopropylbenzene (mg/kg)	4-Isopropyltoluene (mg/kg)	4-Methyl-2-pentanone (MIBK) (mg/kg)	Methylene Chloride (mg/kg)	Methyl-tert-Butyl Ether (MTBE) (mg/kg)	Naphthalene (mg/kg)	n-Propylbenzene (mg/kg)	Styrene (mg/kg)	1,1,1,2-Tetrachloroethane (mg/kg)	1,1,2,2-Tetrachloroethane (mg/kg)	Tetrachloroethylene (PCE) (mg/kg)	Toluene (mg/kg)	1,1,2-Trichloro-1,2,2-trifluoroethane (R113) (mg/kg)	1,2,3-Trichlorobenzene (mg/kg)	1,2,4-Trichlorobenzene (mg/kg)	1,1,1-Trichloroethane (mg/kg)	1,1,2-Trichloroethane (mg/kg)	Trichloroethylene (TCE) (mg/kg)	Trichlorofluoromethane (R11) (mg/kg)	1,2,3-Trichloropropane (mg/kg)	1,2,4-Trimethylbenzene (mg/kg)	1,3,5-Trimethylbenzene (mg/kg)	Vinyl chloride (mg/kg)	o-Xylene (mg/kg)	m,p-Xylenes (mg/kg)	Gasoline Range Organics (GRO) (mg/kg)
RWQCB Site-Specific Soil Cleanup Goal (0.5 ft below ground surface)			**0.005**	**0.005**	**0.005**	**0.005**	**0.424**	**1.44**	**0.005**	**0.01**	**0.05**	**4.78**	**0.005**	**0.05**	**0.05**	**0.005**	**0.231**	**1.87**	**0.399**	**0.005**	**0.005**	**0.005**	**0.444**	**0.005**	**0.005**	**0.005**	**0.005**	**0.005**	**0.005**	**0.005**	**0.005**	**1.8**	**1.77**	**0.005**	**---**	**---**	**500**
RWQCB Site-Specific Soil Cleanup Goal (5 ft below ground surface)			**0.005**	**0.005**	**0.005**	**0.005**	**0.212**	**1.07**	**0.005**	**0.01**	**0.05**	**0.303**	**0.005**	**0.05**	**0.05**	**0.005**	**0.012**	**0.114**	**0.03**	**0.005**	**0.005**	**0.005**	**0.356**	**0.005**	**0.005**	**0.005**	**0.005**	**0.005**	**0.005**	**0.005**	**0.005**	**0.12**	**0.118**	**0.005**	**---**	**---**	**100**
C00437	---	10/27/2015	<0.0050	<0.0050	<0.0050	<0.0050	<0.0050	<0.0020	<0.0050	<0.010	<0.050	<0.0050	<0.0050	<0.050	<0.050	<0.0050	<0.010	<0.0050	<0.0050	<0.0050	<0.0050	<0.0050	<0.0020	<0.0050	<0.0050	<0.0050	<0.0050	<0.0050	<0.0050	<0.0050	<0.0050	<0.0050	<0.0050	<0.0050	<0.0020	<0.0020	<0.50
C00438	---	10/27/2015	<0.0050	<0.0050	<0.0050	<0.0050	<0.0050	<0.0020	<0.0050	<0.010	<0.050	<0.0050	<0.0050	<0.050	<0.050	<0.0050	<0.010	<0.0050	<0.0050	<0.0050	<0.0050	<0.0050	<0.0020	<0.0050	<0.0050	<0.0050	<0.0050	<0.0050	<0.0050	<0.0050	<0.0050	<0.0050	<0.0050	<0.0050	<0.0020	<0.0020	<0.50
C00439	---	10/27/2015	<0.0050	<0.0050	<0.0050	<0.0050	<0.0050	<0.0020	<0.0050	<0.010	<0.050	<0.0050	<0.0050	<0.050	<0.050	<0.0050	<0.010	<0.0050	<0.0050	<0.0050	<0.0050	<0.0050	<0.0020	<0.0050	<0.0050	<0.0050	<0.0050	<0.0050	<0.0050	<0.0050	<0.0050	<0.0050	<0.0050	<0.0050	<0.0020	<0.0020	<0.50
C00440	---	10/27/2015	<0.0050	<0.0050	<0.0050	<0.0050	<0.0050	<0.0020	<0.0050	<0.010	<0.050	<0.0050	<0.0050	<0.050	<0.050	<0.0050	<0.010	<0.0050	<0.0050	<0.0050	<0.0050	<0.0050	<0.0020	<0.0050	<0.0050	<0.0050	<0.0050	<0.0050	<0.0050	<0.0050	<0.0050	<0.0050	<0.0050	<0.0050	<0.0020	<0.0020	<0.50
C00441	---	10/27/2015	<0.0050	<0.0050	<0.0050	<0.0050	<0.0050	<0.0020	<0.0050	<0.010	<0.050	<0.0050	<0.0050	<0.050	<0.050	<0.0050	<0.010	<0.0050	<0.0050	<0.0050	<0.0050	<0.0050	<0.0020	<0.0050	<0.0050	<0.0050	<0.0050	<0.0050	<0.0050	<0.0050	<0.0050	<0.0050	<0.0050	<0.0050	<0.0020	<0.0020	<0.50
C00442	---	10/27/2015	<0.0050	<0.0050	<0.0050	<0.0050	<0.0050	<0.0020	<0.0050	<0.010	<0.050	<0.0050	<0.0050	<0.050	<0.050	<0.0050	<0.010	<0.0050	<0.0050	<0.0050	<0.0050	<0.0050	<0.0020	<0.0050	<0.0050	<0.0050	<0.0050	<0.0050	<0.0050	<0.0050	<0.0050	<0.0050	<0.0050	<0.0050	<0.0020	<0.0020	<0.50
C00443	---	10/27/2015	<0.0050	<0.0050	<0.0050	<0.0050	<0.0050	<0.0020	<0.0050	<0.010	<0.050	<0.0050	<0.0050	<0.050	<0.050	<0.0050	<0.010	<0.0050	<0.0050	<0.0050	<0.0050	<0.0050	<0.0020	<0.0050	<0.0050	<0.0050	<0.0050	<0.0050	<0.0050	<0.0050	<0.0050	<0.0050	<0.0050	<0.0050	<0.0020	<0.0020	<0.50
C00444	---	10/27/2015	<0.0050	<0.0050	<0.0050	<0.0050	<0.0050	<0.0020	<0.0050	<0.010	<0.050	<0.0050	<0.0050	<0.050	<0.050	<0.0050	<0.010	<0.0050	<0.0050	<0.0050	<0.0050	<0.0050	<0.0020	<0.0050	<0.0050	<0.0050	<0.0050	<0.0050	<0.0050	<0.0050	<0.0050	<0.0050	<0.0050	<0.0050	<0.0020	<0.0020	<0.50
C00445	---	10/27/2015	<0.0050	<0.0050	<0.0050	<0.0050	<0.0050	<0.0020	<0.0050	<0.010	<0.050	<0.0050	<0.0050	<0.050	<0.050	<0.0050	<0.010	<0.0050	<0.0050	<0.0050	<0.0050	<0.0050	<0.0020	<0.0050	<0.0050	<0.0050	<0.0050	<0.0050	<0.0050	<0.0050	<0.0050	<0.0050	<0.0050	<0.0050	<0.0020	<0.0020	<0.50
C00446	---	10/27/2015	<0.0050	<0.0050	<0.0050	<0.0050	<0.0050	<0.0020	<0.0050	<0.010	<0.050	<0.0050	<0.0050	<0.050	<0.050	<0.0050	<0.010	<0.0050	<0.0050	<0.0050	<0.0050	<0.0050	<0.0020	<0.0050	<0.0050	<0.0050	<0.0050	<0.0050	<0.0050	<0.0050	<0.0050	<0.0050	<0.0050	<0.0050	<0.0020	<0.0020	<0.50
C00447	---	10/27/2015	<0.0050	<0.0050	<0.0050	<0.0050	<0.0050	<0.0020	<0.0050	<0.010	<0.050	<0.0050	<0.0050	<0.050	<0.050	<0.0050	<0.010	<0.0050	<0.0050	<0.0050	<0.0050	<0.0050	<0.0020	<0.0050	<0.0050	<0.0050	<0.0050	<0.0050	<0.0050	<0.0050	<0.0050	<0.0050	<0.0050	<0.0050	<0.0020	<0.0020	<0.50
C00448	---	10/27/2015	<0.0050	<0.0050	<0.0050	<0.0050	<0.0050	<0.0020	<0.0050	<0.010	<0.050	<0.0050	<0.0050	<0.050	<0.050	<0.0050	<0.010	<0.0050	<0.0050	<0.0050	<0.0050	<0.0050	<0.0020	<0.0050	<0.0050	<0.0050	<0.0050	<0.0050	<0.0050	<0.0050	<0.0050	<0.0050	<0.0050	<0.0050	<0.0020	<0.0020	<0.50
C00449	---	10/27/2015	<0.0050	<0.0050	<0.0050	<0.0050	<0.0050	<0.0020	<0.0050	<0.010	<0.050	<0.0050	<0.0050	<0.050	<0.050	<0.0050	<0.010	<0.0050	<0.0050	<0.0050	<0.0050	<0.0050	<0.0020	<0.0050	<0.0050	<0.0050	<0.0050	<0.0050	<0.0050	<0.0050	<0.0050	<0.0050	<0.0050	<0.0050	<0.0020	<0.0020	<0.50
C00450	---	10/27/2015	<0.0050	<0.0050	<0.0050	<0.0050	<0.0050	<0.0020	<0.0050	<0.010	<0.050	<0.0050	<0.0050	<0.050	<0.050	<0.0050	<0.010	<0.0050	<0.0050	<0.0050	<0.0050	<0.0050	<0.0020	<0.0050	<0.0050	<0.0050	<0.0050	<0.0050	<0.0050	<0.0050	<0.0050	<0.0050	<0.0050	<0.0050	<0.0020	<0.0020	<0.50
C00451	---	10/27/2015	<0.0050	<0.0050	<0.0050	<0.0050	<0.0050	<0.0020	<0.0050	<0.010	<0.050	<0.0050	<0.0050	<0.050	<0.050	<0.0050	<0.010	<0.0050	<0.0050	<0.0050	<0.0050	<0.0050	<0.0020	<0.0050	<0.0050	<0.0050	<0.0050	<0.0050	<0.0050	<0.0050	<0.0050	<0.0050	<0.0050	<0.0050	<0.0020	<0.0020	<0.50
C00452	---	10/27/2015	<0.0050	<0.0050	<0.0050	<0.0050	<0.0050	<0.0020	<0.0050	<0.010	<0.050	<0.0050	<0.0050	<0.050	<0.050	<0.0050	<0.010	<0.0050	<0.0050	<0.0050	<0.0050	<0.0050	<0.0020	<0.0050	<0.0050	<0.0050	<0.0050	<0.0050	<0.0050	<0.0050	<0.0050	<0.0050	<0.0050	<0.0050	<0.0020	<0.0020	<0.50
C00473	---	12/7/2015	<0.0050	<0.0050	<0.0050	<0.0050	<0.0050	<0.0020	<0.0050	<0.010	<0.050	<0.0050	<0.0050	<0.050	<0.050	<0.0050	<0.010	<0.0050	<0.0050	<0.0050	<0.0050	<0.0050	**0.0037**	<0.0050	<0.0050	<0.0050	<0.0050	<0.0050	<0.0050	<0.0050	<0.0050	<0.0050	<0.0050	<0.0050	<0.0020	<0.0020	<0.50
C00474	---	12/7/2015	<0.0050	<0.0050	<0.0050	<0.0050	<0.0050	<0.0020	<0.0050	<0.010	<0.050	<0.0050	<0.0050	<0.050	<0.050	<0.0050	<0.010	<0.0050	<0.0050	<0.0050	<0.0050	<0.0050	**0.0027**	<0.0050	<0.0050	<0.0050	<0.0050	<0.0050	<0.0050	<0.0050	<0.0050	<0.0050	<0.0050	<0.0050	<0.0020	**0.0022**	<0.50
C00475	---	12/7/2015	<0.0050	<0.0050	<0.0050	<0.0050	<0.0050	<0.0020	<0.0050	<0.010	<0.050	<0.0050	<0.0050	<0.050	<0.050	<0.0050	<0.010	<0.0050	<0.0050	<0.0050	<0.0050	<0.0050	<0.0020	<0.0050	<0.0050	<0.0050	<0.0050	<0.0050	<0.0050	<0.0050	<0.0050	<0.0050	<0.0050	<0.0050	<0.0020	<0.0020	<0.50
C00476	---	12/7/2015	<0.0050	<0.0050	<0.0050	<0.0050	<0.0050	<0.0020	<0.0050	<0.010	<0.050	<0.0050	<0.0050	<0.050	<0.050	<0.0050	<0.010	<0.0050	<0.0050	<0.0050	<0.0050	<0.0050	<0.0020	<0.0050	<0.0050	<0.0050	<0.0050	<0.0050	<0.0050	<0.0050	<0.0050	<0.0050	<0.0050	<0.0050	<0.0020	<0.0020	<0.50
C00477	---	12/7/2015	<0.0050	<0.0050	<0.0050	<0.0050	<0.0050	<0.0020	<0.0050	<0.010	<0.050	<0.0050	<0.0050	<0.050	<0.050	<0.0050	<0.010	<0.0050	<0.0050	<0.0050	<0.0050	<0.0050	<0.0020	<0.0050	<0.0050	<0.0050	<0.0050	<0.0050	<0.0050	<0.0050	<0.0050	<0.0050	<0.0050	<0.0050	<0.0020	<0.0020	<0.50
C00478	---	12/7/2015	<0.0050	<0.0050	<0.0050	<0.0050	<0.0050	<0.0020	<0.0050	<0.010	<0.050	<0.0050	<0.0050	<0.050	<0.050	<0.0050	<0.010	<0.0050	<0.0050	<0.0050	<0.0050	<0.0050	**0.0021**	<0.0050	<0.0050	<0.0050	<0.0050	<0.0050	<0.0050	<0.0050	<0.0050	<0.0050	<0.0050	<0.0050	<0.0020	<0.0020	<0.50
C00479	---	12/7/2015	<0.0050	<0.0050	<0.0050	<0.0050	<0.0050	**0.0023**	<0.0050	<0.010	<0.050	<0.0050	<0.0050	<0.050	<0.050	<0.0050	<0.010	<0.0050	<0.0050	<0.0050	<0.0050	<0.0050	**0.0023**	<0.0050	<0.0050	<0.0050	<0.0050	<0.0050	<0.0050	<0.0050	<0.0050	<0.0050	<0.0050	<0.0050	<0.0020	**0.0027**	<0.50
C00480	---	12/7/2015	<0.0050	<0.0050	<0.0050	<0.0050	<0.0050	<0.0020	<0.0050	<0.010	<0.050	<0.0050	<0.0050	<0.050	<0.050	<0.0050	<0.010	<0.0050	<0.0050	<0.0050	<0.0050	<0.0050	<0.0020	<0.0050	<0.0050	<0.0050	<0.0050	<0.0050	<0.0050	<0.0050	<0.0050	<0.0050	<0.0050	<0.0050	<0.0020	<0.0020	<0.50
C00481	---	12/7/2015	<0.0050	<0.0050	<0.0050	<0.0050	<0.0050	<0.0020	<0.0050	<0.010	<0.050	<0.0050	<0.0050	<0.050	<0.050	<0.0050	<0.010	<0.0050	<0.0050	<0.0050	<0.0050	<0.0050	<0.0020	<0.0050	<0.0050	<0.0050	<0.0050	<0.0050	<0.0050	<0.0050	<0.0050	<0.0050	<0.0050	<0.0050	<0.0020	<0.0020	<0.50
C00482	---	12/7/2015	<0.0050	<0.0050	<0.0050	<0.0050	<0.0050	<0.0020	<0.0050	<0.010	<0.050	<0.0050	<0.0050	<0.050	<0.050	<0.0050	<0.010	<0.0050	<0.0050	<0.0050	<0.0050	<0.0050	<0.0020	<0.0050	<0.0050	<0.0050	<0.0050	<0.0050	<0.0050	<0.0050	<0.0050	<0.0050	<0.0050	<0.0050	<0.0020	<0.0020	<0.50
C00483	---	12/7/2015	<0.0050	<0.0050	<0.0050	<0.0050	<0.0050	<0.0020	<0.0050	<0.010	<0.050	<0.0050	<0.0050	<0.050	<0.050	<0.0050	<0.010	<0.0050	<0.0050	<0.0050	<0.0050	<0.0050	<0.0020	<0.0050	<0.0050	<0.0050	<0.0050	<0.0050	<0.0050	<0.0050	<0.0050	<0.0050	<0.0050	<0.0050	<0.0020	<0.0020	<0.50
C00484	---	12/7/2015	<0.0050	<0.0050	<0.0050	<0.0050	<0.0050	<0.0020	<0.0050	<0.010	<0.050	<0.0050	<0.0050	<0.050	<0.050	<0.0050	<0.010	<0.0050	<0.0050	<0.0050	<0.0050	<0.0050	<0.0020	<0.0050	<0.0050	<0.0050	<0.0050	<0.0050	<0.0050	<0.0050	<0.0050	<0.0050	<0.0050	<0.0050	<0.0020	<0.0020	<0.50
C00485	---	12/7/2015	<0.0050	<0.0050	<0.0050	<0.0050	<0.0050	<0.0020	<0.0050	<0.010	<0.050	<0.0050	<0.0050	<0.050	<0.050	<0.0050	<0.010	<0.0050	<0.0050	<0.0050	<0.0050	<0.0050	<0.0020	<0.0050	<0.0050	<0.0050	<0.0050	<0.0050	<0.0050	<0.0050	<0.0050	<0.0050	<0.0050	<0.0050	<0.0020	<0.0020	<0.50
C00486	---	12/7/2015	<0.0050	<0.0050	<0.0050	<0.0050	<0.0050	<0.0020	<0.0050	<0.010	<0.050	<0.0050	<0.0050	<0.050	<0.050	<0.0050	<0.010	<0.0050	<0.0050	<0.0050	<0.0050	<0.0050	<0.0020	<0.0050	<0.0050	<0.0050	<0.0050	<0.0050	<0.0050	<0.0050	<0.0050	<0.0050	<0.0050	<0.0050	<0.0020	<0.0020	<0.50
C00487	---	12/7/2015	<0.0050	<0.0050	<0.0050	<0.0050	<0.0050	<0.0020	<0.0050	<0.010	<0.050	<0.0050	<0.0050	<0.050	<0.050	<0.0050	<0.010	<0.0050	<0.0050	<0.0050	<0.0050	<0.0050	<0.0020	<0.0050	<0.0050	<0.0050	<0.0050	<0.0050	<0.0050	<0.0050	<0.0050	<0.0050	<0.0050	<0.0050	<0.0020	<0.0020	<0.50
C00488	---	12/7/2015	<0.0050	<0.0050	<0.0050	<0.0050	<0.0050	<0.0020	<0.0050	<0.010	<0.050	<0.0050	<0.0050	<0.050	<0.050	<0.0050	<0.010	<0.0050	<0.0050	<0.0050	<0.0050	<0.0050	<0.0020	<0.0050	<0.0050	<0.0050	<0.0050	<0.0050	<0.0050	<0.0050	<0.0050	<0.0050	<0.0050	<0.0050	<0.0020	<0.0020	<0.50
C00489	---	12/7/2015	<0.0050	<0.0050	<0.0050	<0.0050	<0.0050	<0.0020	<0.0050	<0.010	<0.050	<0.0050	<0.0050	<0.050	<0.050	<0.0050	<0.010	<0.0050	<0.0050	<0.0050	<0.0050	<0.0050	<0.0020	<0.0050	<0.0050	<0.0050	<0.0050	<0.0050	<0.0050	<0.0050	<0.0050	<0.0050	<0.0050	<0.0050	<0.0020	<0.0020	<0.50
C00490	---	12/7/2015	<0.0050	<0.0050	<0.0050	<0.0050	<0.0050	<0.0020	<0.0050	<0.010	<0.050	<0.0050	<0.0050	<0.050	<0.050	<0.0050	<0.010	<0.0050	<0.0050	<0.0050	<0.0050	<0.0050	**0.0035**	<0.0050	<0.0050	<0.0050	<0.0050	<0.0050	<0.0050	<0.0050	<0.0050	<0.0050	<0.0050	<0.0050	<0.0020	**0.0023**	<0.50
C00491	---	12/7/2015	<0.0050	<0.0050	<0.0050	<0.0050	<0.0050	<0.0020	<0.0050	<0.010	<0.050	<0.0050	<0.0050	<0.050	<0.050	<0.0050	<0.010	<0.0050	<0.0050	<0.0050	<0.0050	<0.0050	**0.0023**	<0.0050	<0.0050	<0.0050	<0.0050	<0.0050	<0.0050	<0.0050	<0.0050	<0.0050	<0.0050	<0.0050	<0.0020	**0.0021**	<0.50
C00492	---	12/7/2015	<0.0050	<0.0050	<0.0050	<0.0050	<0.0050	<0.0020	<0.0050	<0.010	<0.050	<0.0050	<0.0050	<0.050	<0.050	<0.0050	<0.010	<0.0050	<0.0050	<0.0050	<0.0050	<0.0050	**0.0020**	<0.0050	<0.0050	<0.0050	<0.0050	<0.0050	<0.0050	<0.0050	<0.0050	<0.0050	<0.0050	<0.0050	<0.0020	<0.0020	<0.50
C00493	---	12/7/2015	<0.0050	<0.0050	<0.0050	<0.0050	<0.0050	<0.0020	<0.0050	<0.010	<0.050	<0.0050	<0.0050	<0.050	<0.050	<0.0050	<0.010	<0.0050	<0.0050	<0.0050	<0.0050	<0.0050	**0.0024**	<0.0050	<0.0050	<0.0050	<0.0050	<0.0050	<0.0050	<0.0050	<0.0050	<0.0050	<0.0050	<0.0050	<0.0020	**0.0023**	<0.50
C00494	---	12/7/2015	<0.0050	<0.0050	<0.0050	<0.0050	<0.0050	<0.0020	<0.0050	<0.010	<0.050	<0.0050	<0.0050	<0.050	<0.050	<0.0050	<0.010	<0.0050	<0.0050	<0.0050	<0.0050	<0.0050	**0.0042**	<0.0050	<0.0050	<0.0050	<0.0050	<0.0050	<0.0050	<0.0050	<0.0050	<0.0050	<0.0050	<0.0050	<0.0020	**0.0031**	<0.50
C00495	---	12/7/2015	<0.0050	<0.0050	<0.0050	<0.0050	<0.0050	<0.0020	<0.0050	<0.010	<0.050	<0.0050	<0.0050	<0.050	<0.050	<0.0050	<0.010	<0.0050	<0.0050	<0.0050	<0.0050	<0.0050	<0.0020	<0.0050	<0.0050	<0.0050	<0.0050	<0.0050	<0.0050	<0.0050	<0.0050	<0.0050	<0.0050	<0.0050	<0.0020	**0.0026**	<0.50
C00496	---	12/7/2015	<0.0050	<0.0050	<0.0050	<0.0050	<0.0050	<0.0020	<0.0050	<0.010	<0.050	<0.0050	<0.0050	<0.050	<0.050	<0.0050	<0.010	<0.0050	<0.0050	<0.0050	<0.0050	<0.0050	**0.0040**	<0.0050	<0.0050	<0.0050	<0.0050	<0.0050	<0.0050	<0.0050	<0.0050	<0.0050	<0.0050	<0.0050	<0.0020	<0.0020	<0.50
C00497	---	12/7/2015	<0.0050	<0.0050	<0.0050	<0.0050	<0.0050	<0.0020	<0.0050	<0.010	<0.050	<0.0050	<0.0050	<0.050	<0.050	<0.0050	<0.010	<0.0050	<0.0050	<0.0050	<0.0050	<0.0050	**0.0020**	<0.0050	<0.0050	<0.0050	<0.0050	<0.0050	<0.0050	<0.0050	<0.0050	<0.0050	<0.0050	<0.0050	<0.0020	<0.0020	<0.50
C00498	---	12/7/2015	<0.0050	<0.0050	<0.0050	<0.0050	<0.0050	<0.0020	<0.0050	<0.010	<0.050	<0.0050	<0.0050	<0.050	<0.050	<0.0050	<0.010	<0.0050	<0.0050	<0.0050	<0.0050	<0.0050	<0.0020	<0.0050	<0.0050	<0.0050	<0.0050	<0.0050	<0.0050	<0.0050	<0.0050	<0.0050	<0.0050	<0.0050	<0.0020	**0.0022**	<0.50
C00499	---	12/7/2015	<0.0050	<0.0050	<0.0050	<0.0050	<0.0050	<0.0020	<0.0050	<0.010	<0.050	<0.0050	<0.0050	<0.050	<0.050	<0.0050	<0.010	<0.0050	<0.0050	<0.0050	<0.0050	<0.0050	**0.0021**	<0.0050	<0.0050	<0.0050	<0.0050	<0.0050	<0.0050	<0.0050	<0.0050	<0.0050	<0.0050	<0.0050	<0.0020	**0.0020**	<0.50
C00500	---	12/7/2015	<0.0050	<0.0050	<0.0050	<0.0050	<0.0050	<0.0020	<0.0050	<0.010	<0.050	<0.0050	<0.0050	<0.050	<0.050	<0.0050	<0.010	<0.0050	<0.0050	<0.0050	<0.0050	<0.0050	<0.0020	<0.0050	<0.0050	<0.0050	<0.0050	<0.0050	<0.0050	<0.0050	<0.0050	<0.0050	<0.0050	<0.0050	<0.0020	**0.0020**	<0.50
C00501	---	12/7/2015	<0.0050	<0.0050	<0.0050	<0.0050	<0.0050	<0.0020	<0.0050	<0.010	<0.050	<0.0050	<0.0050	<0.050	<0.050	<0.0050	<0.010	<0.0050	<0.0050	<0.0050	<0.0050	<0.0050	**0.0029**	<0.0050	<0.0050	<0.0050	<0.0050	<0.0050	<0.0050	<0.0050	<0.0050	<0.0050	<0.0050	<0.0050	<0.0020	**0.0026**	<0.50
C00502	---	12/7/2015	<0.0050	<0.0050	<0.0050	<0.0050	<0.0050	<0.0020	<0.0050	<0.010	<0.050	<0.0050	<0.0050	<0.050	<0.050	<0.0050	<0.010	<0.0050	<0.0050	<0.0050	<0.0050	<0.0050	**0.0020**	<0.0050	<0.0050	<0.0050	<0.0050	<0.0050	<0.0050	<0.0050	<0.0050	<0.0050	<0.0050	<0.0050	<0.0020	**0.0027**	<0.50
C00503	---	12/7/2015	<0.0050	<0.0050	<0.0050	<0.0050	<0.0050	<0.0020	<0.0050	<0.010	<0.050	<0.0050	<0.0050	<0.050	<0.050	<0.0050	<0.010	<0.0050	<0.0050	<0.0050	<0.0050	<0.0050	<0.0020	<0.0050	<0.0050	<0.0050	<0.0050	<0.0050	<0.0050	<0.0050	<0.0050	<0.0050	<0.0050	<0.0050	<0.0020	<0.0020	<0.50
C00504	---	12/7/2015	<0.0050	<0.0050	<0.0050	<0.0050	<0.0050	<0.0020	<0.0050	<0.010	<0.050	<0.0050	<0.0050	<0.050	<0.050	<0.0050	<0.010	<0.0050	<0.0050	<0.0050	<0.0050	<0.0050	**0.0020**	<0.0050	<0.0050	<0.0050	<0.0050	<0.0050	<0.0050	<0.0050	<0.0050	<0.0050	<0.0050	<0.0050	<0.0020	<0.0020	<0.50
C00506	---	12/7/2015	<0.0050	<0.0050	<0.0050	<0.0050	<0.0050	<0.0020	<0.0050	<0.010	<0.050	<0.0050	<0.0050	<0.050	<0.050	<0.0050	<0.010	<0.0050	<0.0050	<0.0050	<0.0050	<0.0050	<0.0020	<0.0050	<0.0050	<0.0050	<0.0050	<0.0050	<0.0050	<0.0050	<0.0050	<0.0050	<0.0050	<0.0050	<0.0020	<0.0020	<0.50
C00507	---	12/7/2015	<0.0050	<0.0050	<0.0050	<0.0050	<0.0050	<0.0020	<0.0050	<0.010	<0.050	<0.0050	<0.0050	<0.050	<0.050	<0.0050	<0.010	<0.0050	<0.0050	<0.0050	<0.0050	<0.0050	<0.0020	<0.0050	<0.0050	<0.0050	<0.0050	<0.0050	<0.0050	<0.0050	<0.0050	<0.0050	<0.0050	<0.0050	<0.0020	<0.0020	<0.50
C00508	---	12/15/2015	<0.0050	<0.0050	<0.0050	<0.0050	<0.0050	<0.0020	<0.0050	<0.010	<0.050	<0.0050	<0.0050	<0.050	<0.050	<0.0050	<0.010	<0.0050	<0.0050	<0.0050	<0.0050	<0.0050	<0.0020	<0.0050	<0.0050	<0.0050	<0.0050	<0.0050	<0.0050	<0.0050	<0.0050	<0.0050	<0.0050	<0.0050	<0.0020	<0.0020	<0.50
C00509	---	12/15/2015	<0.0050	<0.0050	<0.0050	<0.0050	<0.0050	<0.0020	<0.0050	<0.010	<0.050	<0.0050	<0.0050	<0.050	<0.050	<0.0050	<0.010	<0.0050	<0.0050	<0.0050	<0.0050	<0.0050	<0.0020	<0.0050	<0.0050	<0.0050	<0.0050	<0.0050	<0.0050	<0.0050	<0.0050	<0.0050	<0.0050	<0.0050	<0.0020	<0.0020	<0.50
C00510	---	12/15/2015	<0.0050	<0.0050	<0.0050	<0.0050	<0.0050	<0.0020	<0.0050	<0.010	<0.050	<0.0050	<0.0050	<0.050	<0.050	<0.0050	<0.010	<0.0050	<0.0050	<0.0050	<0.0050	<0.0050	<0.0020	<0.0050	<0.0050	<0.0050	<0.0050	<0.0050	<0.0050	<0.0050	<0.0050	<0.0050	<0.0050	<0.0050	<0.0020	<0.0020	<0.50
C00511	---	12/15/2015	<0.0050	<0.0050	<0.0050	<0.0050	<0.0050	<0.0020	<0.0050	<0.010	<0.050	<0.0050	<0.0050	<0.050	<0.050	<0.0050	<0.010	<0.0050	<0.0050	<0.0050	<0.0050	<0.0050	<0.0020	<0.0050	<0.0050	<0.0050	<0.0050	<0.0050	<0.0050	<0.0050	<0.0050	<0.0050	<0.0050	<0.0050	<0.0020	<0.0020	<0.50
C00512	---	12/15/2015	<0.0050	<0.0050	<0.0050	<0.0050	<0.0050	<0.0020	<0.0050	<0.010	<0.050	<0.0050	<0.0050	<0.050	<0.050	<0.0050	<0.010	<0.0050	<0.0050	<0.0050	<0.0050	<0.0050	<0.0020	<0.0050	<0.0050	<0.0050	<0.0050	<0.0050	<0.0050	<0.0050	<0.0050	<0.0050	<0.0050	<0.0050	<0.0020	<0.0020	<0.50
C00513	---	12/15/2015	<0.0050	<0.0050	<0.0050	<0.0050	<0.0050	<0.0020	<0.0050	<0.010	<0.050	<0.0050	<0.0050	<0.050	<0.050	<0.0050	<0.010	<0.0050	<0.0050	<0.0050	<0.0050	<0.0050	<0.0020	<0.0050	<0.0050	<0.0050	<0.0050	<0.0050	<0.0050	<0.0050	<0.0050	<0.0050	<0.0050	<0.0050	<0.0020	<0.0020	<0.50
C00514	---	12/15/2015	<0.0050	<0.0050	<0.0050	<0.0050	<0.0050	<0.0020	<0.0050	<0.010	<0.050	<0.0050	<0.0050	<0.050	<0.050	<0.0050	<0.010

TABLE A-2
ANALYTICAL RESULTS FOR VOCs IN SOIL (0 TO 10 FEET BGS)
Defense Fuel Support Point Norwalk
15306 Norwalk Boulevard, Norwalk, California

Sample ID	Sample Depth	Date Sampled	Acetone (mg/kg)	tert-Amyl Methyl Ether (TAME) (mg/kg)	Benzene (mg/kg)	Bromobenzene (mg/kg)	Bromochloromethane (mg/kg)	Bromodichloromethane (mg/kg)	Bromoform (mg/kg)	Bromomethane (mg/kg)	2-Butanone (MEK) (mg/kg)	tert-Butyl alcohol (TBA) (mg/kg)	sec-Butylbenzene (mg/kg)	tert-Butylbenzene (mg/kg)	n-Butylbenzene (mg/kg)	Carbon Disulfide (mg/kg)	Carbon Tetrachloride (mg/kg)	Chlorobenzene (mg/kg)	Chloroethane (mg/kg)	Chloroform (mg/kg)	Chloromethane (mg/kg)	2-Chlorotoluene (mg/kg)	4-Chlorotoluene (mg/kg)	1,2-Dibromo-3-chloropropane (mg/kg)	Dibromochloromethane (mg/kg)	1,2-Dibromoethane (EDB) (mg/kg)	Dibromomethane (mg/kg)	1,2-Dichlorobenzene (mg/kg)	1,3-Dichlorobenzene (mg/kg)	1,4-Dichlorobenzene (mg/kg)	Dichlorodifluoromethane (R12) (mg/kg)	1,1-Dichloroethane (mg/kg)	1,2-Dichloroethane (EDC) (mg/kg)	trans-1,2-Dichloroethylene (mg/kg)	cis-1,2-Dichloroethylene (mg/kg)	1,1-Dichloroethylene (mg/kg)	1,2-Dichloropropane (mg/kg)	1,3-Dichloropropane (mg/kg)
RWQCB Site-Specific Soil Cleanup Goal (0.5 ft below ground surface)			**0.994**	**0.005**	**0.013**	**0.005**	**0.005**	**0.005**	**0.005**	**0.005**	**0.05**	**0.02**	**2.22**	**1.78**	**3.4**	**0.046**	**0.005**	**0.005**	**0.005**	**0.005**	**0.005**	**0.005**	**0.005**	**0.01**	**0.005**	**0.005**	**0.005**	**0.005**	**0.005**	**0.005**	**0.005**	**0.005**	**0.005**	**0.005**	**0.005**	**0.005**	**0.005**	**0.005**
RWQCB Site-Specific Soil Cleanup Goal (5 ft below ground surface)			**1.28**	**0.005**	**0.011**	**0.005**	**0.005**	**0.005**	**0.005**	**0.005**	**0.05**	**0.02**	**0.129**	**0.11**	**0.179**	**0.023**	**0.005**	**0.005**	**0.005**	**0.005**	**0.005**	**0.005**	**0.005**	**0.01**	**0.005**	**0.005**	**0.005**	**0.005**	**0.005**	**0.005**	**0.005**	**0.005**	**0.005**	**0.005**	**0.005**	**0.005**	**0.005**	**0.005**
C00518	---	12/15/2015	<0.050	<0.0050	<0.010	<0.0050	<0.0050	<0.0050	<0.0050	<0.0050	<0.050	<0.020	<0.0050	<0.0050	<0.0050	<0.0050	<0.0050	<0.0050	<0.0050	<0.0050	<0.0050	<0.0050	<0.0050	<0.010	<0.0050	<0.0050	<0.0050	<0.0050	<0.0050	<0.0050	<0.0050	<0.0050	<0.0050	<0.0050	<0.0050	<0.0050	<0.0050	<0.0050
C00519	---	12/15/2015	**0.12**	<0.0050	<0.010	<0.0050	<0.0050	<0.0050	<0.0050	<0.0050	<0.050	<0.020	<0.0050	<0.0050	<0.0050	<0.0050	<0.0050	<0.0050	<0.0050	<0.0050	<0.0050	<0.0050	<0.0050	<0.010	<0.0050	<0.0050	<0.0050	<0.0050	<0.0050	<0.0050	<0.0050	<0.0050	<0.0050	<0.0050	<0.0050	<0.0050	<0.0050	<0.0050
C00520	---	12/15/2015	<0.050	<0.0050	<0.010	<0.0050	<0.0050	<0.0050	<0.0050	<0.0050	<0.050	<0.020	<0.0050	<0.0050	<0.0050	<0.0050	<0.0050	<0.0050	<0.0050	<0.0050	<0.0050	<0.0050	<0.0050	<0.010	<0.0050	<0.0050	<0.0050	<0.0050	<0.0050	<0.0050	<0.0050	<0.0050	<0.0050	<0.0050	<0.0050	<0.0050	<0.0050	<0.0050
C00521	---	12/15/2015	<0.050	<0.0050	<0.010	<0.0050	<0.0050	<0.0050	<0.0050	<0.0050	<0.050	<0.020	<0.0050	<0.0050	<0.0050	<0.0050	<0.0050	<0.0050	<0.0050	<0.0050	<0.0050	<0.0050	<0.0050	<0.010	<0.0050	<0.0050	<0.0050	<0.0050	<0.0050	<0.0050	<0.0050	<0.0050	<0.0050	<0.0050	<0.0050	<0.0050	<0.0050	<0.0050
C00522	---	12/15/2015	<0.050	<0.0050	<0.010	<0.0050	<0.0050	<0.0050	<0.0050	<0.0050	<0.050	<0.020	<0.0050	<0.0050	<0.0050	<0.0050	<0.0050	<0.0050	<0.0050	<0.0050	<0.0050	<0.0050	<0.0050	<0.010	<0.0050	<0.0050	<0.0050	<0.0050	<0.0050	<0.0050	<0.0050	<0.0050	<0.0050	<0.0050	<0.0050	<0.0050	<0.0050	<0.0050
C00523	---	12/15/2015	<0.050	<0.0050	<0.010	<0.0050	<0.0050	<0.0050	<0.0050	<0.0050	<0.050	<0.020	<0.0050	<0.0050	<0.0050	<0.0050	<0.0050	<0.0050	<0.0050	<0.0050	<0.0050	<0.0050	<0.0050	<0.010	<0.0050	<0.0050	<0.0050	<0.0050	<0.0050	<0.0050	<0.0050	<0.0050	<0.0050	<0.0050	<0.0050	<0.0050	<0.0050	<0.0050
C00524	---	12/15/2015	**0.054**	<0.0050	<0.010	<0.0050	<0.0050	<0.0050	<0.0050	<0.0050	<0.050	<0.020	<0.0050	<0.0050	<0.0050	<0.0050	<0.0050	<0.0050	<0.0050	<0.0050	<0.0050	<0.0050	<0.0050	<0.010	<0.0050	<0.0050	<0.0050	<0.0050	<0.0050	<0.0050	<0.0050	<0.0050	<0.0050	<0.0050	<0.0050	<0.0050	<0.0050	<0.0050
C00525	---	12/15/2015	**0.051**	<0.0050	<0.010	<0.0050	<0.0050	<0.0050	<0.0050	<0.0050	<0.050	<0.020	<0.0050	<0.0050	<0.0050	<0.0050	<0.0050	<0.0050	<0.0050	<0.0050	<0.0050	<0.0050	<0.0050	<0.010	<0.0050	<0.0050	<0.0050	<0.0050	<0.0050	<0.0050	<0.0050	<0.0050	<0.0050	<0.0050	<0.0050	<0.0050	<0.0050	<0.0050
C00526	---	12/15/2015	<0.050	<0.0050	<0.010	<0.0050	<0.0050	<0.0050	<0.0050	<0.0050	<0.050	<0.020	<0.0050	<0.0050	<0.0050	<0.0050	<0.0050	<0.0050	<0.0050	<0.0050	<0.0050	<0.0050	<0.0050	<0.010	<0.0050	<0.0050	<0.0050	<0.0050	<0.0050	<0.0050	<0.0050	<0.0050	<0.0050	<0.0050	<0.0050	<0.0050	<0.0050	<0.0050
C00527	---	12/15/2015	<0.050	<0.0050	<0.010	<0.0050	<0.0050	<0.0050	<0.0050	<0.0050	<0.050	<0.020	<0.0050	<0.0050	<0.0050	<0.0050	<0.0050	<0.0050	<0.0050	<0.0050	<0.0050	<0.0050	<0.0050	<0.010	<0.0050	<0.0050	<0.0050	<0.0050	<0.0050	<0.0050	<0.0050	<0.0050	<0.0050	<0.0050	<0.0050	<0.0050	<0.0050	<0.0050
C00528	---	12/15/2015	<0.050	<0.0050	<0.010	<0.0050	<0.0050	<0.0050	<0.0050	<0.0050	<0.050	<0.020	<0.0050	<0.0050	<0.0050	<0.0050	<0.0050	<0.0050	<0.0050	<0.0050	<0.0050	<0.0050	<0.0050	<0.010	<0.0050	<0.0050	<0.0050	<0.0050	<0.0050	<0.0050	<0.0050	<0.0050	<0.0050	<0.0050	<0.0050	<0.0050	<0.0050	<0.0050
C00529	---	12/15/2015	**0.056**	<0.0050	<0.010	<0.0050	<0.0050	<0.0050	<0.0050	<0.0050	<0.050	<0.020	<0.0050	<0.0050	<0.0050	<0.0050	<0.0050	<0.0050	<0.0050	<0.0050	<0.0050	<0.0050	<0.0050	<0.010	<0.0050	<0.0050	<0.0050	<0.0050	<0.0050	<0.0050	<0.0050	<0.0050	<0.0050	<0.0050	<0.0050	<0.0050	<0.0050	<0.0050
C00530	---	12/15/2015	<0.050	<0.0050	<0.010	<0.0050	<0.0050	<0.0050	<0.0050	<0.0050	<0.050	<0.020	<0.0050	<0.0050	<0.0050	<0.0050	<0.0050	<0.0050	<0.0050	<0.0050	<0.0050	<0.0050	<0.0050	<0.010	<0.0050	<0.0050	<0.0050	<0.0050	<0.0050	<0.0050	<0.0050	<0.0050	<0.0050	<0.0050	<0.0050	<0.0050	<0.0050	<0.0050
C00532	---	12/15/2015	<0.050	<0.0050	<0.010	<0.0050	<0.0050	<0.0050	<0.0050	<0.0050	<0.050	<0.020	<0.0050	<0.0050	<0.0050	<0.0050	<0.0050	<0.0050	<0.0050	<0.0050	<0.0050	<0.0050	<0.0050	<0.010	<0.0050	<0.0050	<0.0050	<0.0050	<0.0050	<0.0050	<0.0050	<0.0050	<0.0050	<0.0050	<0.0050	<0.0050	<0.0050	<0.0050
C00533	---	12/15/2015	<0.050	<0.0050	<0.010	<0.0050	<0.0050	<0.0050	<0.0050	<0.0050	<0.050	<0.020	<0.0050	<0.0050	<0.0050	<0.0050	<0.0050	<0.0050	<0.0050	<0.0050	<0.0050	<0.0050	<0.0050	<0.010	<0.0050	<0.0050	<0.0050	<0.0050	<0.0050	<0.0050	<0.0050	<0.0050	<0.0050	<0.0050	<0.0050	<0.0050	<0.0050	<0.0050
C00534	---	12/15/2015	<0.050	<0.0050	<0.010	<0.0050	<0.0050	<0.0050	<0.0050	<0.0050	<0.050	<0.020	<0.0050	<0.0050	<0.0050	<0.0050	<0.0050	<0.0050	<0.0050	<0.0050	<0.0050	<0.0050	<0.0050	<0.010	<0.0050	<0.0050	<0.0050	<0.0050	<0.0050	<0.0050	<0.0050	<0.0050	<0.0050	<0.0050	<0.0050	<0.0050	<0.0050	<0.0050
C00535	---	12/15/2015	<0.050	<0.0050	<0.010	<0.0050	<0.0050	<0.0050	<0.0050	<0.0050	<0.050	<0.020	<0.0050	<0.0050	<0.0050	<0.0050	<0.0050	<0.0050	<0.0050	<0.0050	<0.0050	<0.0050	<0.0050	<0.010	<0.0050	<0.0050	<0.0050	<0.0050	<0.0050	<0.0050	<0.0050	<0.0050	<0.0050	<0.0050	<0.0050	<0.0050	<0.0050	<0.0050
C00536	---	12/15/2015	<0.050	<0.0050	<0.010	<0.0050	<0.0050	<0.0050	<0.0050	<0.0050	<0.050	<0.020	<0.0050	<0.0050	<0.0050	<0.0050	<0.0050	<0.0050	<0.0050	<0.0050	<0.0050	<0.0050	<0.0050	<0.010	<0.0050	<0.0050	<0.0050	<0.0050	<0.0050	<0.0050	<0.0050	<0.0050	<0.0050	<0.0050	<0.0050	<0.0050	<0.0050	<0.0050
C00537	---	12/15/2015	**0.059**	<0.0050	<0.010	<0.0050	<0.0050	<0.0050	<0.0050	<0.0050	<0.050	<0.020	<0.0050	<0.0050	<0.0050	<0.0050	<0.0050	<0.0050	<0.0050	<0.0050	<0.0050	<0.0050	<0.0050	<0.010	<0.0050	<0.0050	<0.0050	<0.0050	<0.0050	<0.0050	<0.0050	<0.0050	<0.0050	<0.0050	<0.0050	<0.0050	<0.0050	<0.0050
C00538	---	12/15/2015	<0.050	<0.0050	<0.010	<0.0050	<0.0050	<0.0050	<0.0050	<0.0050	<0.050	<0.020	<0.0050	<0.0050	<0.0050	<0.0050	<0.0050	<0.0050	<0.0050	<0.0050	<0.0050	<0.0050	<0.0050	<0.010	<0.0050	<0.0050	<0.0050	<0.0050	<0.0050	<0.0050	<0.0050	<0.0050	<0.0050	<0.0050	<0.0050	<0.0050	<0.0050	<0.0050
C00539	---	12/15/2015	<0.050	<0.0050	<0.010	<0.0050	<0.0050	<0.0050	<0.0050	<0.0050	<0.050	<0.020	<0.0050	<0.0050	<0.0050	<0.0050	<0.0050	<0.0050	<0.0050	<0.0050	<0.0050	<0.0050	<0.0050	<0.010	<0.0050	<0.0050	<0.0050	<0.0050	<0.0050	<0.0050	<0.0050	<0.0050	<0.0050	<0.0050	<0.0050	<0.0050	<0.0050	<0.0050
C00540	---	12/15/2015	<0.050	<0.0050	<0.010	<0.0050	<0.0050	<0.0050	<0.0050	<0.0050	<0.050	<0.020	<0.0050	<0.0050	<0.0050	<0.0050	<0.0050	<0.0050	<0.0050	<0.0050	<0.0050	<0.0050	<0.0050	<0.010	<0.0050	<0.0050	<0.0050	<0.0050	<0.0050	<0.0050	<0.0050	<0.0050	<0.0050	<0.0050	<0.0050	<0.0050	<0.0050	<0.0050
C00541	---	12/15/2015	<0.050	<0.0050	<0.010	<0.0050	<0.0050	<0.0050	<0.0050	<0.0050	<0.050	<0.020	<0.0050	<0.0050	<0.0050	<0.0050	<0.0050	<0.0050	<0.0050	<0.0050	<0.0050	<0.0050	<0.0050	<0.010	<0.0050	<0.0050	<0.0050	<0.0050	<0.0050	<0.0050	<0.0050	<0.0050	<0.0050	<0.0050	<0.0050	<0.0050	<0.0050	<0.0050
C00542	---	12/15/2015	<0.050	<0.0050	<0.010	<0.0050	<0.0050	<0.0050	<0.0050	<0.0050	<0.050	<0.020	<0.0050	<0.0050	<0.0050	<0.0050	<0.0050	<0.0050	<0.0050	<0.0050	<0.0050	<0.0050	<0.0050	<0.010	<0.0050	<0.0050	<0.0050	<0.0050	<0.0050	<0.0050	<0.0050	<0.0050	<0.0050	<0.0050	<0.0050	<0.0050	<0.0050	<0.0050
C00543	---	12/15/2015	<0.050	<0.0050	<0.010	<0.0050	<0.0050	<0.0050	<0.0050	<0.0050	<0.050	<0.020	<0.0050	<0.0050	<0.0050	<0.0050	<0.0050	<0.0050	<0.0050	<0.0050	<0.0050	<0.0050	<0.0050	<0.010	<0.0050	<0.0050	<0.0050	<0.0050	<0.0050	<0.0050	<0.0050	<0.0050	<0.0050	<0.0050	<0.0050	<0.0050	<0.0050	<0.0050
C00544	---	12/15/2015	<0.050	<0.0050	<0.010	<0.0050	<0.0050	<0.0050	<0.0050	<0.0050	<0.050	<0.020	<0.0050	<0.0050	<0.0050	<0.0050	<0.0050	<0.0050	<0.0050	<0.0050	<0.0050	<0.0050	<0.0050	<0.010	<0.0050	<0.0050	<0.0050	<0.0050	<0.0050	<0.0050	<0.0050	<0.0050	<0.0050	<0.0050	<0.0050	<0.0050	<0.0050	<0.0050
C00545	---	12/15/2015	<0.050	<0.0050	<0.010	<0.0050	<0.0050	<0.0050	<0.0050	<0.0050	<0.050	<0.020	<0.0050	<0.0050	<0.0050	<0.0050	<0.0050	<0.0050	<0.0050	<0.0050	<0.0050	<0.0050	<0.0050	<0.010	<0.0050	<0.0050	<0.0050	<0.0050	<0.0050	<0.0050	<0.0050	<0.0050	<0.0050	<0.0050	<0.0050	<0.0050	<0.0050	<0.0050
C00546	---	12/15/2015	<0.050	<0.0050	<0.010	<0.0050	<0.0050	<0.0050	<0.0050	<0.0050	<0.050	<0.020	<0.0050	<0.0050	<0.0050	<0.0050	<0.0050	<0.0050	<0.0050	<0.0050	<0.0050	<0.0050	<0.0050	<0.010	<0.0050	<0.0050	<0.0050	<0.0050	<0.0050	<0.0050	<0.0050	<0.0050	<0.0050	<0.0050	<0.0050	<0.0050	<0.0050	<0.0050
C00547	---	12/15/2015	<0.050	<0.0050	<0.010	<0.0050	<0.0050	<0.0050	<0.0050	<0.0050	<0.050	<0.020	<0.0050	<0.0050	<0.0050	<0.0050	<0.0050	<0.0050	<0.0050	<0.0050	<0.0050	<0.0050	<0.0050	<0.010	<0.0050	<0.0050	<0.0050	<0.0050	<0.0050	<0.0050	<0.0050	<0.0050	<0.0050	<0.0050	<0.0050	<0.0050	<0.0050	<0.0050
C00548	---	12/15/2015	<0.050	<0.0050	<0.010	<0.0050	<0.0050	<0.0050	<0.0050	<0.0050	<0.050	<0.020	<0.0050	<0.0050	<0.0050	<0.0050	<0.0050	<0.0050	<0.0050	<0.0050	<0.0050	<0.0050	<0.0050	<0.010	<0.0050	<0.0050	<0.0050	<0.0050	<0.0050	<0.0050	<0.0050	<0.0050	<0.0050	<0.0050	<0.0050	<0.0050	<0.0050	<0.0050
C00549	---	12/15/2015	<0.050	<0.0050	<0.010	<0.0050	<0.0050	<0.0050	<0.0050	<0.0050	<0.050	<0.020	<0.0050	<0.0050	<0.0050	<0.0050	<0.0050	<0.0050	<0.0050	<0.0050	<0.0050	<0.0050	<0.0050	<0.010	<0.0050	<0.0050	<0.0050	<0.0050	<0.0050	<0.0050	<0.0050	<0.0050	<0.0050	<0.0050	<0.0050	<0.0050	<0.0050	<0.0050
C00550	---	12/15/2015	<0.050	<0.0050	<0.010	<0.0050	<0.0050	<0.0050	<0.0050	<0.0050	<0.050	<0.020	<0.0050	<0.0050	<0.0050	<0.0050	<0.0050	<0.0050	<0.0050	<0.0050	<0.0050	<0.0050	<0.0050	<0.010	<0.0050	<0.0050	<0.0050	<0.0050	<0.0050	<0.0050	<0.0050	<0.0050	<0.0050	<0.0050	<0.0050	<0.0050	<0.0050	<0.0050
C00551	---	12/15/2015	<0.050	<0.0050	<0.010	<0.0050	<0.0050	<0.0050	<0.0050	<0.0050	<0.050	<0.020	<0.0050	<0.0050	<0.0050	<0.0050	<0.0050	<0.0050	<0.0050	<0.0050	<0.0050	<0.0050	<0.0050	<0.010	<0.0050	<0.0050	<0.0050	<0.0050	<0.0050	<0.0050	<0.0050	<0.0050	<0.0050	<0.0050	<0.0050	<0.0050	<0.0050	<0.0050
C00552	---	12/15/2015	<0.050	<0.0050	<0.010	<0.0050	<0.0050	<0.0050	<0.0050	<0.0050	<0.050	<0.020	<0.0050	<0.0050	<0.0050	<0.0050	<0.0050	<0.0050	<0.0050	<0.0050	<0.0050	<0.0050	<0.0050	<0.010	<0.0050	<0.0050	<0.0050	<0.0050	<0.0050	<0.0050	<0.0050	<0.0050	<0.0050	<0.0050	<0.0050	<0.0050	<0.0050	<0.0050
C00505-A	---	1/7/2016	<0.050	<0.0050	<0.010	<0.0050	<0.0050	<0.0050	<0.0050	<0.0050	<0.050	<0.020	<0.0050	<0.0050	<0.0050	<0.0050	<0.0050	<0.0050	<0.0050	<0.0050	<0.0050	<0.0050	<0.0050	<0.010	<0.0050	<0.0050	<0.0050	<0.0050	<0.0050	<0.0050	<0.0050	<0.0050	<0.0050	<0.0050	<0.0050	<0.0050	<0.0050	<0.0050
C00505-B	---	1/7/2016	<0.050	<0.0050	<0.010	<0.0050	<0.0050	<0.0050	<0.0050	<0.0050	<0.050	<0.020	<0.0050	<0.0050	<0.0050	<0.0050	<0.0050	<0.0050	<0.0050	<0.0050	<0.0050	<0.0050	<0.0050	<0.010	<0.0050	<0.0050	<0.0050	<0.0050	<0.0050	<0.0050	<0.0050	<0.0050	<0.0050	<0.0050	<0.0050	<0.0050	<0.0050	<0.0050
C00505-C	---	1/7/2016	<0.050	<0.0050	<0.010	<0.0050	<0.0050	<0.0050	<0.0050	<0.0050	<0.050	<0.020	<0.0050	<0.0050	<0.0050	<0.0050	<0.0050	<0.0050	<0.0050	<0.0050	<0.0050	<0.0050	<0.0050	<0.010	<0.0050	<0.0050	<0.0050	<0.0050	<0.0050	<0.0050	<0.0050	<0.0050	<0.0050	<0.0050	<0.0050	<0.0050	<0.0050	<0.0050
C00505-D	---	1/7/2016	<0.050	<0.0050	<0.010	<0.0050	<0.0050	<0.0050	<0.0050	<0.0050	<0.050	<0.020	<0.0050	<0.0050	<0.0050	<0.0050	<0.0050	<0.0050	<0.0050	<0.0050	<0.0050	<0.0050	<0.0050	<0.010	<0.0050	<0.0050	<0.0050	<0.0050	<0.0050	<0.0050	<0.0050	<0.0050	<0.0050	<0.0050	<0.0050	<0.0050	<0.0050	<0.0050
C00531A	---	1/21/2016	<0.050	<0.0050	<0.010	<0.0050	<0.0050	<0.0050	<0.0050	<0.0050	<0.050	<0.020	<0.0050	<0.0050	<0.0050	<0.0050	<0.0050	<0.0050	<0.0050	<0.0050	<0.0050	<0.0050	<0.0050	<0.010	<0.0050	<0.0050	<0.0050	<0.0050	<0.0050	<0.0050	<0.0050	<0.0050	<0.0050	<0.0050	<0.0050	<0.0050	<0.0050	<0.0050
C00531B	---	1/21/2016	<0.050	<0.0050	<0.010	<0.0050	<0.0050	<0.0050	<0.0050	<0.0050	<0.050	<0.020	<0.0050	<0.0050	<0.0050	<0.0050	<0.0050	<0.0050	<0.0050	<0.0050	<0.0050	<0.0050	<0.0050	<0.010	<0.0050	<0.0050	<0.0050	<0.0050	<0.0050	<0.0050	<0.0050	<0.0050	<0.0050	<0.0050	<0.0050	<0.0050	<0.0050	<0.0050
C00531C	---	1/21/2016	<0.050	<0.0050	<0.010	<0.0050	<0.0050	<0.0050	<0.0050	<0.0050	<0.050	<0.020	<0.0050	<0.0050	<0.0050	<0.0050	<0.0050	<0.0050	<0.0050	<0.0050	<0.0050	<0.0050	<0.0050	<0.010	<0.0050	<0.0050	<0.0050	<0.0050	<0.0050	<0.0050	<0.0050	<0.0050	<0.0050	<0.0050	<0.0050	<0.0050	<0.0050	<0.0050
C00531D	---	1/21/2016	<0.050	<0.0050	<0.010	<0.0050	<0.0050	<0.0050	<0.0050	<0.0050	<0.050	<0.020	<0.0050	<0.0050	<0.0050	<0.0050	<0.0050	<0.0050	<0.0050	<0.0050	<0.0050	<0.0050	<0.0050	<0.010	<0.0050	<0.0050	<0.0050	<0.0050	<0.0050	<0.0050	<0.0050	<0.0050	<0.0050	<0.0050	<0.0050	<0.0050	<0.0050	<0.0050
Number of Samples			**942**	**942**	**942**	**942**	**942**	**942**	**942**	**942**	**942**	**942**	**942**	**942**	**942**	**942**	**942**	**942**	**942**	**942**	**942**	**942**	**942**	**942**	**942**	**942**	**942**	**942**	**942**	**942**	**942**	**942**	**942**	**942**	**942**	**942**	**942**	**942**
Number of Detections			**51**	**0**	**0**	**0**	**0**	**0**	**0**	**0**	**0**	**1**	**0**	**0**	**0**	**0**	**0**	**0**	**0**	**0**	**0**	**0**	**0**	**0**	**0**	**0**	**0**	**0**	**0**	**0**	**0**	**0**	**0**	**0**	**0**	**0**	**0**	**0**
Detection Frequency			**5%**	**0%**	**0%**	**0%**	**0%**	**0%**	**0%**	**0%**	**0%**	**0.11%**	**0%**	**0%**	**0%**	**0%**	**0%**	**0%**	**0%**	**0%**	**0%**	**0%**	**0%**	**0%**	**0%**	**0%**	**0%**	**0%**	**0%**	**0%**	**0%**	**0%**	**0%**	**0%**	**0%**	**0%**	**0%**	**0%**
Mean			**0.071**	**ND**	**ND**	**ND**	**ND**	**ND**	**ND**	**ND**	**ND**	**0.023**	**ND**	**ND**	**ND**	**ND**	**ND**	**ND**	**ND**	**ND**	**ND**	**ND**	**ND**	**ND**	**ND**	**ND**	**ND**	**ND**	**ND**	**ND**	**ND**	**ND**	**ND**	**ND**	**ND**	**ND**	**ND**	**ND**
Standard Deviation			**0.021**	**ND**	**ND**	**ND**	**ND**	**ND**	**ND**	**ND**	**ND**	**NE**	**ND**	**ND**	**ND**	**ND**	**ND**	**ND**	**ND**	**ND**	**ND**	**ND**	**ND**	**ND**	**ND**	**ND**	**ND**	**ND**	**ND**	**ND**	**ND**	**ND**	**ND**	**ND**	**ND**	**ND**	**ND**	**ND**
Minimum Detected Concentration			**0.051**	**ND**	**ND**	**ND**	**ND**	**ND**	**ND**	**ND**	**ND**	**0.023**	**ND**	**ND**	**ND**	**ND**	**ND**	**ND**	**ND**	**ND**	**ND**	**ND**	**ND**	**ND**	**ND**	**ND**	**ND**	**ND**	**ND**	**ND**	**ND**	**ND**	**ND**	**ND**	**ND**	**ND**	**ND**	**ND**
Maximum Detected Concentration			**0.13**	**ND**	**ND**	**ND**	**ND**	**ND**	**ND**	**ND**	**ND**	**0.023**	**ND**	**ND**	**ND**	**ND**	**ND**	**ND**	**ND**	**ND**	**ND**	**ND**	**ND**	**ND**	**ND**	**ND**	**ND**	**ND**	**ND**	**ND**	**ND**	**ND**	**ND**	**ND**	**ND**	**ND**	**ND**	**ND**

TABLE A-2
ANALYTICAL RESULTS FOR VOCs IN SOIL (0 TO 10 FEET BGS)
Defense Fuel Support Point Norwalk
15306 Norwalk Boulevard, Norwalk, California

Sample ID	Sample Depth	Date Sampled	2,2-Dichloropropane (mg/kg)	1,1-Dichloropropylene (mg/kg)	trans-1,3-Dichloropropylene (mg/kg)	cis-1,3-Dichloropropylene (mg/kg)	Diisopropyl ether (DIPE) (mg/kg)	Ethylbenzene (mg/kg)	Ethyl-tert-Butyl Ether (ETBE) (mg/kg)	Hexachlorobutadiene (mg/kg)	2-Hexanone (MBK) (mg/kg)	Isopropylbenzene (mg/kg)	4-Isopropyltoluene (mg/kg)	4-Methyl-2-pentanone (MIBK) (mg/kg)	Methylene Chloride (mg/kg)	Methyl-tert-Butyl Ether (MTBE) (mg/kg)	Naphthalene (mg/kg)	n-Propylbenzene (mg/kg)	Styrene (mg/kg)	1,1,1,2-Tetrachloroethane (mg/kg)	1,1,2,2-Tetrachloroethane (mg/kg)	Tetrachloroethylene (PCE) (mg/kg)	Toluene (mg/kg)	1,1,2-Trichloro-1,2,2-trifluoroethane (R113) (mg/kg)	1,2,3-Trichlorobenzene (mg/kg)	1,2,4-Trichlorobenzene (mg/kg)	1,1,1-Trichloroethane (mg/kg)	1,1,2-Trichloroethane (mg/kg)	Trichloroethylene (TCE) (mg/kg)	Trichlorofluoromethane (R11) (mg/kg)	1,2,3-Trichloropropane (mg/kg)	1,2,4-Trimethylbenzene (mg/kg)	1,3,5-Trimethylbenzene (mg/kg)	Vinyl chloride (mg/kg)	o-Xylene (mg/kg)	m,p-Xylenes (mg/kg)	Gasoline Range Organics (GRO) (mg/kg)
RWQCB Site-Specific Soil Cleanup Goal (0.5 ft below ground surface)			**0.005**	**0.005**	**0.005**	**0.005**	**0.424**	**1.44**	**0.005**	**0.01**	**0.05**	**4.78**	**0.005**	**0.05**	**0.05**	**0.005**	**0.231**	**1.87**	**0.399**	**0.005**	**0.005**	**0.005**	**0.444**	**0.005**	**0.005**	**0.005**	**0.005**	**0.005**	**0.005**	**0.005**	**0.005**	**1.8**	**1.77**	**0.005**	**---**	**---**	**500**
RWQCB Site-Specific Soil Cleanup Goal (5 ft below ground surface)			**0.005**	**0.005**	**0.005**	**0.005**	**0.212**	**1.07**	**0.005**	**0.01**	**0.05**	**0.303**	**0.005**	**0.05**	**0.05**	**0.005**	**0.012**	**0.114**	**0.03**	**0.005**	**0.005**	**0.005**	**0.356**	**0.005**	**0.005**	**0.005**	**0.005**	**0.005**	**0.005**	**0.005**	**0.005**	**0.12**	**0.118**	**0.005**	**---**	**---**	**100**
C00518	---	12/15/2015	<0.0050	<0.0050	<0.0050	<0.0050	<0.0050	<0.0020	<0.0050	<0.010	<0.050	<0.0050	<0.0050	<0.050	<0.050	<0.0050	<0.010	<0.0050	<0.0050	<0.0050	<0.0050	<0.0050	<0.0020	<0.0050	<0.0050	<0.0050	<0.0050	<0.0050	<0.0050	<0.0050	<0.0050	<0.0050	<0.0050	<0.0050	<0.0020	<0.0020	<0.50
C00519	---	12/15/2015	<0.0050	<0.0050	<0.0050	<0.0050	<0.0050	<0.0020	<0.0050	<0.010	<0.050	<0.0050	<0.0050	<0.050	<0.050	<0.0050	<0.010	<0.0050	<0.0050	<0.0050	<0.0050	<0.0050	<0.0020	<0.0050	<0.0050	<0.0050	<0.0050	<0.0050	<0.0050	<0.0050	<0.0050	<0.0050	<0.0050	<0.0050	<0.0020	<0.0020	<0.50
C00520	---	12/15/2015	<0.0050	<0.0050	<0.0050	<0.0050	<0.0050	<0.0020	<0.0050	<0.010	<0.050	<0.0050	<0.0050	<0.050	<0.050	<0.0050	<0.010	<0.0050	<0.0050	<0.0050	<0.0050	<0.0050	<0.0020	<0.0050	<0.0050	<0.0050	<0.0050	<0.0050	<0.0050	<0.0050	<0.0050	<0.0050	<0.0050	<0.0050	<0.0020	<0.0020	<0.50
C00521	---	12/15/2015	<0.0050	<0.0050	<0.0050	<0.0050	<0.0050	<0.0020	<0.0050	<0.010	<0.050	<0.0050	<0.0050	<0.050	<0.050	<0.0050	<0.010	<0.0050	<0.0050	<0.0050	<0.0050	<0.0050	<0.0020	<0.0050	<0.0050	<0.0050	<0.0050	<0.0050	<0.0050	<0.0050	<0.0050	<0.0050	<0.0050	<0.0050	<0.0020	<0.0020	<0.50
C00522	---	12/15/2015	<0.0050	<0.0050	<0.0050	<0.0050	<0.0050	<0.0020	<0.0050	<0.010	<0.050	<0.0050	<0.0050	<0.050	<0.050	<0.0050	<0.010	<0.0050	<0.0050	<0.0050	<0.0050	<0.0050	**0.0020**	<0.0050	<0.0050	<0.0050	<0.0050	<0.0050	<0.0050	<0.0050	<0.0050	<0.0050	<0.0050	<0.0050	<0.0020	<0.0020	<0.50
C00523	---	12/15/2015	<0.0050	<0.0050	<0.0050	<0.0050	<0.0050	<0.0020	<0.0050	<0.010	<0.050	<0.0050	<0.0050	<0.050	<0.050	<0.0050	<0.010	<0.0050	<0.0050	<0.0050	<0.0050	<0.0050	<0.0020	<0.0050	<0.0050	<0.0050	<0.0050	<0.0050	<0.0050	<0.0050	<0.0050	<0.0050	<0.0050	<0.0050	<0.0020	<0.0020	<0.50
C00524	---	12/15/2015	<0.0050	<0.0050	<0.0050	<0.0050	<0.0050	<0.0020	<0.0050	<0.010	<0.050	<0.0050	<0.0050	<0.050	<0.050	<0.0050	<0.010	<0.0050	<0.0050	<0.0050	<0.0050	<0.0050	**0.0035**	<0.0050	<0.0050	<0.0050	<0.0050	<0.0050	<0.0050	<0.0050	<0.0050	<0.0050	<0.0050	<0.0050	<0.0020	<0.0020	<0.50
C00525	---	12/15/2015	<0.0050	<0.0050	<0.0050	<0.0050	<0.0050	<0.0020	<0.0050	<0.010	<0.050	<0.0050	<0.0050	<0.050	<0.050	<0.0050	<0.010	<0.0050	<0.0050	<0.0050	<0.0050	<0.0050	<0.0020	<0.0050	<0.0050	<0.0050	<0.0050	<0.0050	<0.0050	<0.0050	<0.0050	<0.0050	<0.0050	<0.0050	<0.0020	<0.0020	<0.50
C00526	---	12/15/2015	<0.0050	<0.0050	<0.0050	<0.0050	<0.0050	<0.0020	<0.0050	<0.010	<0.050	<0.0050	<0.0050	<0.050	<0.050	<0.0050	<0.010	<0.0050	<0.0050	<0.0050	<0.0050	<0.0050	<0.0020	<0.0050	<0.0050	<0.0050	<0.0050	<0.0050	<0.0050	<0.0050	<0.0050	<0.0050	<0.0050	<0.0050	<0.0020	<0.0020	<0.50
C00527	---	12/15/2015	<0.0050	<0.0050	<0.0050	<0.0050	<0.0050	<0.0020	<0.0050	<0.010	<0.050	<0.0050	<0.0050	<0.050	<0.050	<0.0050	<0.010	<0.0050	<0.0050	<0.0050	<0.0050	<0.0050	<0.0020	<0.0050	<0.0050	<0.0050	<0.0050	<0.0050	<0.0050	<0.0050	<0.0050	<0.0050	<0.0050	<0.0050	<0.0020	<0.0020	<0.50
C00528	---	12/15/2015	<0.0050	<0.0050	<0.0050	<0.0050	<0.0050	<0.0020	<0.0050	<0.010	<0.050	<0.0050	<0.0050	<0.050	<0.050	<0.0050	<0.010	<0.0050	<0.0050	<0.0050	<0.0050	<0.0050	<0.0020	<0.0050	<0.0050	<0.0050	<0.0050	<0.0050	<0.0050	<0.0050	<0.0050	<0.0050	<0.0050	<0.0050	<0.0020	<0.0020	<0.50
C00529	---	12/15/2015	<0.0050	<0.0050	<0.0050	<0.0050	<0.0050	<0.0020	<0.0050	<0.010	<0.050	<0.0050	<0.0050	<0.050	<0.050	<0.0050	<0.010	<0.0050	<0.0050	<0.0050	<0.0050	<0.0050	<0.0020	<0.0050	<0.0050	<0.0050	<0.0050	<0.0050	<0.0050	<0.0050	<0.0050	<0.0050	<0.0050	<0.0050	<0.0020	<0.0020	<0.50
C00530	---	12/15/2015	<0.0050	<0.0050	<0.0050	<0.0050	<0.0050	<0.0020	<0.0050	<0.010	<0.050	<0.0050	<0.0050	<0.050	<0.050	<0.0050	<0.010	<0.0050	<0.0050	<0.0050	<0.0050	<0.0050	**0.0025**	<0.0050	<0.0050	<0.0050	<0.0050	<0.0050	<0.0050	<0.0050	<0.0050	<0.0050	<0.0050	<0.0050	<0.0020	<0.0020	<0.50
C00532	---	12/15/2015	<0.0050	<0.0050	<0.0050	<0.0050	<0.0050	<0.0020	<0.0050	<0.010	<0.050	<0.0050	<0.0050	<0.050	<0.050	<0.0050	<0.010	<0.0050	<0.0050	<0.0050	<0.0050	<0.0050	<0.0020	<0.0050	<0.0050	<0.0050	<0.0050	<0.0050	<0.0050	<0.0050	<0.0050	<0.0050	<0.0050	<0.0050	<0.0020	<0.0020	<0.50
C00533	---	12/15/2015	<0.0050	<0.0050	<0.0050	<0.0050	<0.0050	<0.0020	<0.0050	<0.010	<0.050	<0.0050	<0.0050	<0.050	<0.050	<0.0050	<0.010	<0.0050	<0.0050	<0.0050	<0.0050	<0.0050	**0.0023**	<0.0050	<0.0050	<0.0050	<0.0050	<0.0050	<0.0050	<0.0050	<0.0050	<0.0050	<0.0050	<0.0050	<0.0020	<0.0020	<0.50
C00534	---	12/15/2015	<0.0050	<0.0050	<0.0050	<0.0050	<0.0050	<0.0020	<0.0050	<0.010	<0.050	<0.0050	<0.0050	<0.050	<0.050	<0.0050	<0.010	<0.0050	<0.0050	<0.0050	<0.0050	<0.0050	**0.0022**	<0.0050	<0.0050	<0.0050	<0.0050	<0.0050	<0.0050	<0.0050	<0.0050	<0.0050	<0.0050	<0.0050	<0.0020	<0.0020	<0.50
C00535	---	12/15/2015	<0.0050	<0.0050	<0.0050	<0.0050	<0.0050	<0.0020	<0.0050	<0.010	<0.050	<0.0050	<0.0050	<0.050	<0.050	<0.0050	<0.010	<0.0050	<0.0050	<0.0050	<0.0050	<0.0050	**0.0027**	<0.0050	<0.0050	<0.0050	<0.0050	<0.0050	<0.0050	<0.0050	<0.0050	<0.0050	<0.0050	<0.0050	<0.0020	<0.0020	<0.50
C00536	---	12/15/2015	<0.0050	<0.0050	<0.0050	<0.0050	<0.0050	<0.0020	<0.0050	<0.010	<0.050	<0.0050	<0.0050	<0.050	<0.050	<0.0050	<0.010	<0.0050	<0.0050	<0.0050	<0.0050	<0.0050	**0.0022**	<0.0050	<0.0050	<0.0050	<0.0050	<0.0050	<0.0050	<0.0050	<0.0050	<0.0050	<0.0050	<0.0050	<0.0020	<0.0020	<0.50
C00537	---	12/15/2015	<0.0050	<0.0050	<0.0050	<0.0050	<0.0050	<0.0020	<0.0050	<0.010	<0.050	<0.0050	<0.0050	<0.050	<0.050	<0.0050	<0.010	<0.0050	<0.0050	<0.0050	<0.0050	<0.0050	<0.0020	<0.0050	<0.0050	<0.0050	<0.0050	<0.0050	<0.0050	<0.0050	<0.0050	<0.0050	<0.0050	<0.0050	<0.0020	<0.0020	**0.63**
C00538	---	12/15/2015	<0.0050	<0.0050	<0.0050	<0.0050	<0.0050	<0.0020	<0.0050	<0.010	<0.050	<0.0050	<0.0050	<0.050	<0.050	<0.0050	<0.010	<0.0050	<0.0050	<0.0050	<0.0050	<0.0050	<0.0020	<0.0050	<0.0050	<0.0050	<0.0050	<0.0050	<0.0050	<0.0050	<0.0050	<0.0050	<0.0050	<0.0050	<0.0020	<0.0020	<0.50
C00539	---	12/15/2015	<0.0050	<0.0050	<0.0050	<0.0050	<0.0050	<0.0020	<0.0050	<0.010	<0.050	<0.0050	<0.0050	<0.050	<0.050	<0.0050	<0.010	<0.0050	<0.0050	<0.0050	<0.0050	<0.0050	<0.0020	<0.0050	<0.0050	<0.0050	<0.0050	<0.0050	<0.0050	<0.0050	<0.0050	<0.0050	<0.0050	<0.0050	<0.0020	<0.0020	**0.65**
C00540	---	12/15/2015	<0.0050	<0.0050	<0.0050	<0.0050	<0.0050	<0.0020	<0.0050	<0.010	<0.050	<0.0050	<0.0050	<0.050	<0.050	<0.0050	<0.010	<0.0050	<0.0050	<0.0050	<0.0050	<0.0050	<0.0020	<0.0050	<0.0050	<0.0050	<0.0050	<0.0050	<0.0050	<0.0050	<0.0050	<0.0050	<0.0050	<0.0050	<0.0020	<0.0020	<0.50
C00541	---	12/15/2015	<0.0050	<0.0050	<0.0050	<0.0050	<0.0050	<0.0020	<0.0050	<0.010	<0.050	<0.0050	<0.0050	<0.050	<0.050	<0.0050	<0.010	<0.0050	<0.0050	<0.0050	<0.0050	<0.0050	<0.0020	<0.0050	<0.0050	<0.0050	<0.0050	<0.0050	<0.0050	<0.0050	<0.0050	<0.0050	<0.0050	<0.0050	<0.0020	<0.0020	<0.50
C00542	---	12/15/2015	<0.0050	<0.0050	<0.0050	<0.0050	<0.0050	<0.0020	<0.0050	<0.010	<0.050	<0.0050	<0.0050	<0.050	<0.050	<0.0050	<0.010	<0.0050	<0.0050	<0.0050	<0.0050	<0.0050	<0.0020	<0.0050	<0.0050	<0.0050	<0.0050	<0.0050	<0.0050	<0.0050	<0.0050	<0.0050	<0.0050	<0.0050	<0.0020	<0.0020	<0.50
C00543	---	12/15/2015	<0.0050	<0.0050	<0.0050	<0.0050	<0.0050	<0.0020	<0.0050	<0.010	<0.050	<0.0050	<0.0050	<0.050	<0.050	<0.0050	<0.010	<0.0050	<0.0050	<0.0050	<0.0050	<0.0050	<0.0020	<0.0050	<0.0050	<0.0050	<0.0050	<0.0050	<0.0050	<0.0050	<0.0050	<0.0050	<0.0050	<0.0050	<0.0020	<0.0020	<0.50
C00544	---	12/15/2015	<0.0050	<0.0050	<0.0050	<0.0050	<0.0050	<0.0020	<0.0050	<0.010	<0.050	<0.0050	<0.0050	<0.050	<0.050	<0.0050	<0.010	<0.0050	<0.0050	<0.0050	<0.0050	<0.0050	<0.0020	<0.0050	<0.0050	<0.0050	<0.0050	<0.0050	<0.0050	<0.0050	<0.0050	<0.0050	<0.0050	<0.0050	<0.0020	<0.0020	**1.3**
C00545	---	12/15/2015	<0.0050	<0.0050	<0.0050	<0.0050	<0.0050	<0.0020	<0.0050	<0.010	<0.050	<0.0050	<0.0050	<0.050	<0.050	<0.0050	<0.010	<0.0050	<0.0050	<0.0050	<0.0050	<0.0050	<0.0020	<0.0050	<0.0050	<0.0050	<0.0050	<0.0050	<0.0050	<0.0050	<0.0050	<0.0050	<0.0050	<0.0050	<0.0020	<0.0020	<0.50
C00546	---	12/15/2015	<0.0050	<0.0050	<0.0050	<0.0050	<0.0050	<0.0020	<0.0050	<0.010	<0.050	<0.0050	<0.0050	<0.050	<0.050	<0.0050	<0.010	<0.0050	<0.0050	<0.0050	<0.0050	<0.0050	<0.0020	<0.0050	<0.0050	<0.0050	<0.0050	<0.0050	<0.0050	<0.0050	<0.0050	<0.0050	<0.0050	<0.0050	<0.0020	<0.0020	<0.50
C00547	---	12/15/2015	<0.0050	<0.0050	<0.0050	<0.0050	<0.0050	<0.0020	<0.0050	<0.010	<0.050	<0.0050	<0.0050	<0.050	<0.050	<0.0050	<0.010	<0.0050	<0.0050	<0.0050	<0.0050	<0.0050	<0.0020	<0.0050	<0.0050	<0.0050	<0.0050	<0.0050	<0.0050	<0.0050	<0.0050	<0.0050	<0.0050	<0.0050	<0.0020	<0.0020	<0.50
C00548	---	12/15/2015	<0.0050	<0.0050	<0.0050	<0.0050	<0.0050	<0.0020	<0.0050	<0.010	<0.050	<0.0050	<0.0050	<0.050	<0.050	<0.0050	<0.010	<0.0050	<0.0050	<0.0050	<0.0050	<0.0050	<0.0020	<0.0050	<0.0050	<0.0050	<0.0050	<0.0050	<0.0050	<0.0050	<0.0050	<0.0050	<0.0050	<0.0050	<0.0020	<0.0020	<0.50
C00549	---	12/15/2015	<0.0050	<0.0050	<0.0050	<0.0050	<0.0050	<0.0020	<0.0050	<0.010	<0.050	<0.0050	<0.0050	<0.050	<0.050	<0.0050	<0.010	<0.0050	<0.0050	<0.0050	<0.0050	<0.0050	<0.0020	<0.0050	<0.0050	<0.0050	<0.0050	<0.0050	<0.0050	<0.0050	<0.0050	<0.0050	<0.0050	<0.0050	<0.0020	<0.0020	<0.50
C00550	---	12/15/2015	<0.0050	<0.0050	<0.0050	<0.0050	<0.0050	<0.0020	<0.0050	<0.010	<0.050	<0.0050	<0.0050	<0.050	<0.050	<0.0050	<0.010	<0.0050	<0.0050	<0.0050	<0.0050	<0.0050	<0.0020	<0.0050	<0.0050	<0.0050	<0.0050	<0.0050	<0.0050	<0.0050	<0.0050	<0.0050	<0.0050	<0.0050	<0.0020	<0.0020	<0.50
C00551	---	12/15/2015	<0.0050	<0.0050	<0.0050	<0.0050	<0.0050	<0.0020	<0.0050	<0.010	<0.050	<0.0050	<0.0050	<0.050	<0.050	<0.0050	<0.010	<0.0050	<0.0050	<0.0050	<0.0050	<0.0050	<0.0020	<0.0050	<0.0050	<0.0050	<0.0050	<0.0050	<0.0050	<0.0050	<0.0050	<0.0050	<0.0050	<0.0050	<0.0020	<0.0020	<0.50
C00552	---	12/15/2015	<0.0050	<0.0050	<0.0050	<0.0050	<0.0050	<0.0020	<0.0050	<0.010	<0.050	<0.0050	<0.0050	<0.050	<0.050	<0.0050	<0.010	<0.0050	<0.0050	<0.0050	<0.0050	<0.0050	<0.0020	<0.0050	<0.0050	<0.0050	<0.0050	<0.0050	<0.0050	<0.0050	<0.0050	<0.0050	<0.0050	<0.0050	<0.0020	<0.0020	<0.50
C00505-A	---	1/7/2016	<0.0050	<0.0050	<0.0050	<0.0050	<0.0050	<0.0020	<0.0050	<0.010	<0.050	<0.0050	<0.0050	<0.050	<0.050	<0.0050	<0.010	<0.0050	<0.0050	<0.0050	<0.0050	<0.0050	**0.0040**	<0.0050	<0.0050	<0.0050	<0.0050	<0.0050	<0.0050	<0.0050	<0.0050	<0.0050	<0.0050	<0.0050	<0.0020	<0.0020	<0.50
C00505-B	---	1/7/2016	<0.0050	<0.0050	<0.0050	<0.0050	<0.0050	<0.0020	<0.0050	<0.010	<0.050	<0.0050	<0.0050	<0.050	<0.050	<0.0050	<0.010	<0.0050	<0.0050	<0.0050	<0.0050	<0.0050	**0.0021**	<0.0050	<0.0050	<0.0050	<0.0050	<0.0050	<0.0050	<0.0050	<0.0050	<0.0050	<0.0050	<0.0050	<0.0020	<0.0020	<0.50
C00505-C	---	1/7/2016	<0.0050	<0.0050	<0.0050	<0.0050	<0.0050	<0.0020	<0.0050	<0.010	<0.050	<0.0050	<0.0050	<0.050	<0.050	<0.0050	<0.010	<0.0050	<0.0050	<0.0050	<0.0050	<0.0050	**0.0026**	<0.0050	<0.0050	<0.0050	<0.0050	<0.0050	<0.0050	<0.0050	<0.0050	<0.0050	<0.0050	<0.0050	<0.0020	<0.0020	<0.50
C00505-D	---	1/7/2016	<0.0050	<0.0050	<0.0050	<0.0050	<0.0050	<0.0020	<0.0050	<0.010	<0.050	<0.0050	<0.0050	<0.050	<0.050	<0.0050	<0.010	<0.0050	<0.0050	<0.0050	<0.0050	<0.0050	**0.0030**	<0.0050	<0.0050	<0.0050	<0.0050	<0.0050	<0.0050	<0.0050	<0.0050	<0.0050	<0.0050	<0.0050	<0.0020	<0.0020	<0.50
C00531A	---	1/21/2016	<0.0050	<0.0050	<0.0050	<0.0050	<0.0050	<0.0020	<0.0050	<0.010	<0.050	<0.0050	<0.0050	<0.050	<0.050	<0.0050	<0.010	<0.0050	<0.0050	<0.0050	<0.0050	<0.0050	<0.0020	<0.0050	<0.0050	<0.0050	<0.0050	<0.0050	<0.0050	<0.0050	<0.0050	<0.0050	<0.0050	<0.0050	<0.0020	<0.0020	<0.50
C00531B	---	1/21/2016	<0.0050	<0.0050	<0.0050	<0.0050	<0.0050	<0.0020	<0.0050	<0.010	<0.050	<0.0050	<0.0050	<0.050	<0.050	<0.0050	<0.010	<0.0050	<0.0050	<0.0050	<0.0050	<0.0050	**0.0030**	<0.0050	<0.0050	<0.0050	<0.0050	<0.0050	<0.0050	<0.0050	<0.0050	<0.0050	<0.0050	<0.0050	<0.0020	<0.0020	<0.50
C00531C	---	1/21/2016	<0.0050	<0.0050	<0.0050	<0.0050	<0.0050	<0.0020	<0.0050	<0.010	<0.050	<0.0050	<0.0050	<0.050	<0.050	<0.0050	<0.010	<0.0050	<0.0050	<0.0050	<0.0050	<0.0050	**0.0022**	<0.0050	<0.0050	<0.0050	<0.0050	<0.0050	<0.0050	<0.0050	<0.0050	<0.0050	<0.0050	<0.0050	<0.0020	<0.0020	<0.50
C00531D	---	1/21/2016	<0.0050	<0.0050	<0.0050	<0.0050	<0.0050	<0.0020	<0.0050	<0.010	<0.050	<0.0050	<0.0050	<0.050	<0.050	<0.0050	<0.010	<0.0050	<0.0050	<0.0050	<0.0050	<0.0050	**0.0020**	<0.0050	<0.0050	<0.0050	<0.0050	<0.0050	<0.0050	<0.0050	<0.0050	<0.0050	<0.0050	<0.0050	<0.0020	<0.0020	<0.50
Number of Samples			**942**	**942**	**942**	**942**	**942**	**942**	**942**	**942**	**942**	**942**	**942**	**942**	**942**	**942**	**942**	**942**	**942**	**942**	**942**	**942**	**942**	**942**	**942**	**942**	**942**	**942**	**942**	**942**	**942**	**942**	**942**	**942**	**942**	**942**
Number of Detections			**0**	**0**	**0**	**0**	**0**	**10**	**0**	**0**	**0**	**0**	**0**	**0**	**0**	**0**	**0**	**0**	**0**	**0**	**0**	**0**	**98**	**0**	**0**	**0**	**0**	**0**	**0**	**0**	**0**	**5**	**0**	**0**	**13**	**76**	**7**
Detection Frequency			**0%**	**0%**	**0%**	**0%**	**0%**	**1%**	**0%**	**0%**	**0%**	**0%**	**0%**	**0%**	**0%**	**0%**	**0%**	**0%**	**0%**	**0%**	**0%**	**0%**	**10%**	**0%**	**0%**	**0%**	**0%**	**0%**	**0%**	**0%**	**0%**	**1%**	**0%**	**0%**	**1%**	**8%**	**1%**
Mean			**ND**	**ND**	**ND**	**ND**	**ND**	**0.0027**	**ND**	**ND**	**ND**	**ND**	**ND**	**ND**	**ND**	**ND**	**ND**	**ND**	**ND**	**ND**	**ND**	**ND**	**0.0029**	**ND**	**ND**	**ND**	**ND**	**ND**	**ND**	**ND**	**ND**	**0.0053**	**ND**	**ND**	**0.0066**	**0.0055**	**0.77**
Standard Deviation			**ND**	**ND**	**ND**	**ND**	**ND**	**0.0012**	**ND**	**ND**	**ND**	**ND**	**ND**	**ND**	**ND**	**ND**	**ND**	**ND**	**ND**	**ND**	**ND**	**ND**	**0.0010**	**ND**	**ND**	**ND**	**ND**	**ND**	**ND**	**ND**	**ND**	**0.00022**	**ND**	**ND**	**0.0018**	**0.0062**	**0.26**
Minimum Detected Concentration			**ND**	**ND**	**ND**	**ND**	**ND**	**0.0020**	**ND**	**ND**	**ND**	**ND**	**ND**	**ND**	**ND**	**ND**	**ND**	**ND**	**ND**	**ND**	**ND**	**ND**	**0.0020**	**ND**	**ND**	**ND**	**ND**	**ND**	**ND**	**ND**	**ND**	**0.0050**	**ND**	**ND**	**0.0025**	**0.0020**	**0.61**
Maximum Detected Concentration			**ND**	**ND**	**ND**	**ND**	**ND**	**0.0059**	**ND**	**ND**	**ND**	**ND**	**ND**	**ND**	**ND**	**ND**	**ND**	**ND**	**ND**	**ND**	**ND**	**ND**	**0.0073**	**ND**	**ND**	**ND**	**ND**	**ND**	**ND**	**ND**	**ND**	**0.0056**	**ND**	**ND**	**0.0089**	**0.024**	**1.3**

Notes: All concentrations are presented in milligrams per kilogram (mg/kg).
Detections are shown in **bold.**
ft bgs = feet below ground surface.
<0.050 = not detected at or above the indicated laboratory reporting limit.
<0.050 = not detected at or above the indicated laboratory reporting limit.
ND = not detected
NE = no estimated

--- = not applicable.
* = resampled locations.
VOCs = volatile organic compounds.
VOCs by EPA Method 8260B/5035.

APPENDIX B

ANALYTICAL RESULTS FOR VOCS IN SOIL GAS

TABLE B-1
ANALYTICAL RESULTS FOR VOCs in Soil Gas
Defense Fuel Support Point Norwalk
15306 Norwalk Blvd, Norwalk, CA 90650

Sample ID	Depth (ft bgs)	Date Sampled	Acetone (µg/m^3)	Benzene (µg/m^3)	Toluene (µg/m^3)	Ethylbenzene (µg/m^3)	m,p-Xylene (µg/m^3)	o-Xylene (µg/m^3)	2-Butanone (MEK) (µg/m^3)	4-Ethyltoluene (µg/m^3)	1,2,4-Trimethylbenzene (µg/m^3)
SV-1-5	5	03/11/16	**140**	<16	<38	<22	<44	<22	<60	<50	<50
SV-14-5	5	03/09/16	**61**	<16	<38	<22	<44	<22	<60	<50	<50
SV-17-5	5	03/09/16	<48	<16	<38	<22	<44	<22	<60	<50	<50
SV-18-5	5	03/08/16	**83**	**30**	**120**	<22	**66**	<22	<60	<50	<50
SV-19-5	5	03/09/16	<48	<16	<38	<22	<44	<22	<60	<50	<50
SV-20-5	5	03/09/16	<48	<16	<38	<22	<44	<22	<60	<50	<50
SV-21-5	5	03/09/16	<48	<16	<38	<22	<44	<22	<60	<50	<50
SV-22-5	5	03/09/16	<48	<16	<38	<22	<44	<22	<60	<50	<50
SV-23-5	5	03/08/16	<48	<16	<38	<22	<44	<22	<60	<50	<50
SV-24-5	5	03/10/16	**86**	**28**	**110**	<22	**57**	<22	<60	<50	<50
SV-24-5 REP	5	03/10/16	**170**	**29**	**110**	<22	**48**	<22	<60	<50	<50
SV-25-5	5	03/09/16	<48	<16	<38	<22	<44	<22	<60	<50	<50
SV-26-5	5	03/09/16	**67**	<16	<38	<22	<44	<22	<60	<50	<50
SV-27-5	5	03/08/16	<48	<16	<38	<22	<44	<22	<60	<50	<50
SV-28-5	5	03/10/16	<48	<16	<38	<22	<44	<22	<60	<50	<50
SV-29-5	5	03/08/16	**58**	<16	**40**	<22	<44	<22	<60	<50	<50
SV-3-5	5	03/11/16	**59**	<16	<38	<22	<44	<22	<60	<50	<50
SV-30-5	5	03/08/16	<48	<16	<38	<22	<44	<22	<60	<50	<50
SV-31-5	5	03/10/16	<48	<16	<38	<22	<44	<22	<60	<50	<50
SV-32-5	5	03/08/16	**55**	<16	**66**	<22	<44	<22	<60	<50	<50
SV-32-5 REP	5	03/08/16	**63**	<16	**70**	<22	<44	<22	<60	<50	<50
SV-35-5	5	03/11/16	**54**	<16	<38	<22	<44	<22	<60	<50	<50
SV-38-5	5	03/10/16	**190**	<16	<38	<22	<44	<22	<60	<50	<50
SV-4-5	5	03/11/16	**75**	<16	<38	<22	<44	<22	<60	<50	<50
SV-41-5	5	03/10/16	**100**	<16	<38	<22	<44	<22	<60	<50	<50
SV-5-5	5	03/11/16	**54**	<16	<38	<22	<44	<22	<60	<50	<50
SV-5-5 REP	5	03/11/16	**75**	<16	<38	<22	<44	<22	<60	<50	<50
SV-94-5	5	03/10/16	<48	<16	<38	<22	<44	<22	<60	<50	<50
SV-96-5	5	03/10/16	<48	<16	<38	<22	<44	<22	<60	<50	<50
Number of Samples			**29**	**29**	**29**	**29**	**29**	**29**	**29**	**29**	**29**
Number of Detections			**16**	**3**	**6**	**0**	**3**	**0**	**0**	**0**	**0**
Detection Frequency			**55%**	**10%**	**21%**	**0%**	**10%**	**0%**	**0%**	**0%**	**0%**
Mean			**87**	**29**	**86**	**ND**	**57**	**ND**	**ND**	**ND**	**ND**
Standard Deviation			**43**	**1.0**	**32**	**ND**	**9.0**	**ND**	**ND**	**ND**	**ND**
Minimum Detected Concentration			**54**	**28**	**40**	**ND**	**48**	**ND**	**ND**	**ND**	**ND**
Maximum Detected Concentration			**190**	**30**	**120**	**ND**	**66**	**ND**	**ND**	**ND**	**ND**
SV-1-10	10	03/11/16	<48	**98**	<38	<22	<44	<22	<60	<50	<50
SV-14-10	10	03/09/16	**96**	<16	**110**	**29**	**66**	**31**	<60	<50	<50
SV-17-10	10	03/09/16	**59**	**49**	**200**	**27**	**75**	**28**	<60	<50	<50
SV-18-10	10	03/08/16	**69**	**34**	**130**	**27**	**60**	**31**	<60	<50	<50
SV-19-10	10	03/09/16	**51**	**38**	**200**	**33**	**93**	**35**	<60	<50	<50
SV-19-10 REP	10	03/09/16	**49**	**34**	**190**	**27**	**86**	<22	<60	<50	<50
SV-20-10	10	03/09/16	**77**	**65**	**390**	**56**	**170**	**48**	<60	<50	<50
SV-21-10	10	03/09/16	**63**	**72**	**380**	**43**	**190**	**51**	<60	<50	<50
SV-22-10	10	03/09/16	**100**	**53**	**230**	**36**	**120**	**34**	<60	<50	<50
SV-23-10	10	03/08/16	**72**	**39**	**150**	<22	**48**	<22	<60	<50	<50
SV-24-10	10	03/10/16	**320**	**18**	**96**	<22	**51**	<22	<60	<50	<50
SV-25-10	10	03/09/16	<48	**42**	**260**	**69**	**270**	**74**	<60	**59**	**52**
SV-26-10	10	03/09/16	<48	<16	<38	<22	**46**	<22	<60	<50	<50
SV-27-10	10	03/08/16	<48	<16	<38	<22	<44	<22	<60	<50	<50
SV-28-10	10	03/10/16	**150**	<16	<38	<22	<44	<22	<60	<50	<50
SV-29-10	10	03/08/16	<48	<16	**41**	<22	<44	<22	<60	<50	<50
SV-3-10	10	03/11/16	**57**	<16	<38	<22	<44	<22	<60	<50	<50
SV-30-10	10	03/08/16	<48	<16	<38	<22	<44	<22	<60	<50	<50
SV-31-10	10	03/10/16	<48	<16	<38	<22	<44	<22	<60	<50	<50
SV-32-10	10	03/08/16	<48	<16	<38	<22	<44	<22	<60	<50	<50
SV-35-10	10	03/11/16	**52**	<16	<38	<22	<44	<22	<60	<50	<50
SV-38-10	10	03/10/16	**91**	<16	**40**	<22	<44	<22	<60	<50	<50
SV-4-10	10	03/11/16	**130**	<16	<38	<22	<44	<22	<60	<50	<50
SV-41-10	10	03/10/16	**100**	<16	<38	<22	<44	<22	<60	<50	<50
SV-5-10	10	03/11/16	**530**	<16	<38	<22	<44	<22	**70**	<50	<50

TABLE B-1
ANALYTICAL RESULTS FOR VOCs in Soil Gas
Defense Fuel Support Point Norwalk
15306 Norwalk Blvd, Norwalk, CA 90650

Sample ID	Depth (ft bgs)	Date Sampled	Acetone (µg/m^3)	Benzene (µg/m^3)	Toluene (µg/m^3)	Ethylbenzene (µg/m^3)	m,p-Xylene (µg/m^3)	o-Xylene (µg/m^3)	2-Butanone (MEK) (µg/m^3)	4-Ethyltoluene (µg/m^3)	1,2,4-Trimethylbenzene (µg/m^3)
SV-94-10	10	03/10/16	<48	**31**	**140**	**26**	**89**	**28**	<60	<50	<50
SV-96-10	10	03/10/16	<48	**33**	**140**	**25**	**84**	**29**	**77**	<50	<50
Number of Samples			**27**	**27**	**27**	**27**	**27**	**27**	**27**	**27**	**27**
Number of Detections			**17**	**13**	**15**	**11**	**14**	**10**	**2**	**1**	**1**
Detection Frequency			**63%**	**48%**	**56%**	**41%**	**52%**	**37%**	**7%**	**4%**	**4%**
Mean			**122**	**47**	**180**	**36**	**103**	**39**	**74**	**NE**	**NE**
Standard Deviation			**123**	**21**	**104**	**14**	**65**	**15**	**4.9**	**NE**	**NE**
Minimum Detected Concentration			**49**	**18**	**40**	**25**	**46**	**28**	**70**	**59**	**52**
Maximum Detected Concentration			**530**	**98**	**390**	**69**	**270**	**74**	**77**	**59**	**52**

Notes: Analytes detected during this investigation in soil are included in this table.
Detected concentrations are shown in **bold**.
All analytical results presented in micrograms per liter (µg/m^3).
VOCs = volatile organic compounds.
-- = not applicable.
bgs = below ground surface.
µg/m^3 = micrograms per cubic meter.
<48 = not detected at or above the indicated laboratory reporting limit.
ND = not detected
NE = no estimated

APPENDIX C

PROUCL STATISTICAL EVALUATION

TOTAL PETROLEUM HYDROCARBONS IN SOIL (0 TO 10 FEET BGS)

ProUCL Statistical Evaluation of Total Petroleum Hydrocarbons (C6-C12) in Soil (0 to 10 feet bgs)
(Data in milligrams per kilogram [mg/kg])

Defense Fuel Support Point Norwalk

15306 Norwalk Boulevard

Norwalk, California

General Statistics			
Total Number of Observations	360	Number of Distinct Observations	19
		Number of Missing Observations	396
Number of Detects	18	Number of Non-Detects	342
Number of Distinct Detects	16	Number of Distinct Non-Detects	4
Minimum Detect	0.55	Minimum Non-Detect	1
Maximum Detect	31.4	Maximum Non-Detect	10
Variance Detects	52.31	Percent Non-Detects	95%
Mean Detects	4.164	SD Detects	7.232
Median Detects	1.625	CV Detects	1.737
Skewness Detects	3.495	Kurtosis Detects	13.31
Mean of Logged Detects	0.663	SD of Logged Detects	1.166

Normal GOF Test on Detects Only		
Shapiro Wilk Test Statistic	0.524	**Shapiro Wilk GOF Test**
5% Shapiro Wilk Critical Value	0.897	Detected Data Not Normal at 5% Significance Level
Lilliefors Test Statistic	0.309	**Lilliefors GOF Test**
5% Lilliefors Critical Value	0.202	Detected Data Not Normal at 5% Significance Level
Detected Data Not Normal at 5% Significance Level		

Kaplan-Meier (KM) Statistics using Normal Critical Values and other Nonparametric UCLs			
KM Mean	0.84	KM Standard Error of Mean	0.108
KM SD	1.753	95% KM (BCA) UCL	1.053
95% KM (t) UCL	1.018	95% KM (Percentile Bootstrap) UCL	1.034
95% KM (z) UCL	1.018	95% KM Bootstrap t UCL	1.206
90% KM Chebyshev UCL	1.164	95% KM Chebyshev UCL	1.311
97.5% KM Chebyshev UCL	1.515	99% KM Chebyshev UCL	1.916

Gamma GOF Tests on Detected Observations Only		
A-D Test Statistic	1.043	**Anderson-Darling GOF Test**
5% A-D Critical Value	0.777	Detected Data Not Gamma Distributed at 5% Significance Level
K-S Test Statistic	0.203	**Kolmogorov-Smirnov GOF**
5% K-S Critical Value	0.211	Detected data appear Gamma Distributed at 5% Significance Leve
Detected data follow Appr. Gamma Distribution at 5% Significance Level		

Gamma Statistics on Detected Data Only			
k hat (MLE)	0.78	k star (bias corrected MLE)	0.687
Theta hat (MLE)	5.34	Theta star (bias corrected MLE)	6.062
nu hat (MLE)	28.07	nu star (bias corrected)	24.73
Mean (detects)	4.164		

Gamma ROS Statistics using Imputed Non-Detects			
GROS may not be used when data set has > 50% NDs with many tied observations at multiple DLs			
GROS may not be used when kstar of detects is small such as <1.0, especially when the sample size is small (e.g., <15-20)			
For such situations, GROS method may yield incorrect values of UCLs and BTVs			
This is especially true when the sample size is small.			
For gamma distributed detected data, BTVs and UCLs may be computed using gamma distribution on KM estimates			
Minimum	0.01	Mean	0.576
Maximum	31.4	Median	0.01
SD	1.999	CV	3.473
k hat (MLE)	0.253	k star (bias corrected MLE)	0.253
Theta hat (MLE)	2.273	Theta star (bias corrected MLE)	2.275
nu hat (MLE)	182.4	nu star (bias corrected)	182.2
Adjusted Level of Significance (β)	0.0493		
Approximate Chi Square Value (182.22, α)	152	Adjusted Chi Square Value (182.22, β)	151.9
95% Gamma Approximate UCL (use when n>=50)	0.69	95% Gamma Adjusted UCL (use when n<50)	0.691

Estimates of Gamma Parameters using KM Estimates			
Mean (KM)	0.84	SD (KM)	1.753
Variance (KM)	3.071	SE of Mean (KM)	0.108
k hat (KM)	0.23	k star (KM)	0.229

nu hat (KM)	165.3	nu star (KM)	165.2
theta hat (KM)	3.658	theta star (KM)	3.659
80% gamma percentile (KM)	1.18	90% gamma percentile (KM)	2.533
95% gamma percentile (KM)	4.167	99% gamma percentile (KM)	8.571
Gamma Kaplan-Meier (KM) Statistics			
Approximate Chi Square Value (165.22, α)	136.5	Adjusted Chi Square Value (165.22, β)	136.4
95% Gamma Approximate KM-UCL (use when n>=50)	1.016	95% Gamma Adjusted KM-UCL (use when n<50)	1.017
Lognormal GOF Test on Detected Observations Only			
Shapiro Wilk Test Statistic	0.911	**Shapiro Wilk GOF Test**	
5% Shapiro Wilk Critical Value	0.897	Detected Data appear Lognormal at 5% Significance Level	
Lilliefors Test Statistic	0.14	**Lilliefors GOF Test**	
5% Lilliefors Critical Value	0.202	Detected Data appear Lognormal at 5% Significance Level	
Detected Data appear Lognormal at 5% Significance Level			
Lognormal ROS Statistics Using Imputed Non-Detects			
Mean in Original Scale	0.969	Mean in Log Scale	-0.41
SD in Original Scale	1.822	SD in Log Scale	0.791
95% t UCL (assumes normality of ROS data)	1.128	95% Percentile Bootstrap UCL	1.15
95% BCA Bootstrap UCL	1.222	95% Bootstrap t UCL	1.293
95% H-UCL (Log ROS)	0.985		
Statistics using KM estimates on Logged Data and Assuming Lognormal Distribution			
KM Mean (logged)	-0.374	KM Geo Mean	0.688
KM SD (logged)	0.395	95% Critical H Value (KM-Log)	1.748
KM Standard Error of Mean (logged)	0.0751	95% H-UCL (KM -Log)	0.772
KM SD (logged)	0.395	95% Critical H Value (KM-Log)	1.748
KM Standard Error of Mean (logged)	0.0751		
DL/2 Statistics			
DL/2 Normal		**DL/2 Log-Transformed**	
Mean in Original Scale	0.703	Mean in Log Scale	-0.613
SD in Original Scale	1.782	SD in Log Scale	0.416
95% t UCL (Assumes normality)	0.858	95% H-Stat UCL	0.614
DL/2 is not a recommended method, provided for comparisons and historical reasons			
Nonparametric Distribution Free UCL Statistics			
Detected Data appear Approximate Gamma Distributed at 5% Significance Level			
Suggested UCL to Use			
95% KM Approximate Gamma UCL	**1.016**		

ProUCL Statistical Evaluation of Total Petroleum Hydrocarbons (C13-C22) in Soil (0 to 10 feet bgs) (Data in milligrams per kilogram [mg/kg])			
Defense Fuel Support Point Norwalk			
15306 Norwalk Boulevard			
Norwalk, California			
General Statistics			
Total Number of Observations	936	Number of Distinct Observations	187
		Number of Missing Observations	39
Number of Detects	277	Number of Non-Detects	659
Number of Distinct Detects	186	Number of Distinct Non-Detects	3
Minimum Detect	0.55	Minimum Non-Detect	1
Maximum Detect	603.7	Maximum Non-Detect	50
Variance Detects	2947	Percent Non-Detects	70.41%
Mean Detects	29.6	SD Detects	54.29
Median Detects	16.8	CV Detects	1.834
Skewness Detects	6.793	Kurtosis Detects	58.78
Mean of Logged Detects	2.679	SD of Logged Detects	1.255
Normal GOF Test on Detects Only			
Shapiro Wilk Test Statistic	0.448	**Normal GOF Test on Detected Observations Only**	
5% Shapiro Wilk P Value	0	Detected Data Not Normal at 5% Significance Level	
Lilliefors Test Statistic	0.296	**Lilliefors GOF Test**	
5% Lilliefors Critical Value	0.0536	Detected Data Not Normal at 5% Significance Level	
Detected Data Not Normal at 5% Significance Level			
Kaplan-Meier (KM) Statistics using Normal Critical Values and other Nonparametric UCLs			
KM Mean	9.7	KM Standard Error of Mean	1.058
KM SD	32.22	95% KM (BCA) UCL	11.66
95% KM (t) UCL	11.44	95% KM (Percentile Bootstrap) UCL	11.59
95% KM (z) UCL	11.44	95% KM Bootstrap t UCL	12.06
90% KM Chebyshev UCL	12.87	95% KM Chebyshev UCL	14.31
97.5% KM Chebyshev UCL	16.31	99% KM Chebyshev UCL	20.23
Gamma GOF Tests on Detected Observations Only			
A-D Test Statistic	4.022	**Anderson-Darling GOF Test**	
5% A-D Critical Value	0.793	Detected Data Not Gamma Distributed at 5% Significance Level	
K-S Test Statistic	0.109	**Kolmogorov-Smirnov GOF**	
5% K-S Critical Value	0.0568	Detected Data Not Gamma Distributed at 5% Significance Level	
Detected Data Not Gamma Distributed at 5% Significance Level			
Gamma Statistics on Detected Data Only			
k hat (MLE)	0.833	k star (bias corrected MLE)	0.826
Theta hat (MLE)	35.55	Theta star (bias corrected MLE)	35.83
nu hat (MLE)	461.3	nu star (bias corrected)	457.6
Mean (detects)	29.6		
Gamma ROS Statistics using Imputed Non-Detects			
GROS may not be used when data set has > 50% NDs with many tied observations at multiple DLs			
GROS may not be used when kstar of detects is small such as <1.0, especially when the sample size is small (e.g., <15-20)			
For such situations, GROS method may yield incorrect values of UCLs and BTVs			
This is especially true when the sample size is small.			
For gamma distributed detected data, BTVs and UCLs may be computed using gamma distribution on KM estimates			
Minimum	0.01	Mean	8.813
Maximum	603.7	Median	0.01
SD	32.43	CV	3.68
k hat (MLE)	0.167	k star (bias corrected MLE)	0.167
Theta hat (MLE)	52.77	Theta star (bias corrected MLE)	52.71
nu hat (MLE)	312.6	nu star (bias corrected)	313
Adjusted Level of Significance (β)	0.0497		
Approximate Chi Square Value (312.98, α)	273	Adjusted Chi Square Value (312.98, β)	272.9
95% Gamma Approximate UCL (use when n>=50)	10.1	95% Gamma Adjusted UCL (use when n<50)	10.11
Estimates of Gamma Parameters using KM Estimates			
Mean (KM)	9.7	SD (KM)	32.22
Variance (KM)	1038	SE of Mean (KM)	1.058
k hat (KM)	0.0907	k star (KM)	0.0911

nu hat (KM)	169.7	nu star (KM)	170.5
theta hat (KM)	107	theta star (KM)	106.5
80% gamma percentile (KM)	5.826	90% gamma percentile (KM)	24.74
95% gamma percentile (KM)	56.5	99% gamma percentile (KM)	161.4
Gamma Kaplan-Meier (KM) Statistics			
Approximate Chi Square Value (170.51, α)	141.3	Adjusted Chi Square Value (170.51, β)	141.3
95% Gamma Approximate KM-UCL (use when n>=50)	11.7	95% Gamma Adjusted KM-UCL (use when n<50)	11.71
Lognormal GOF Test on Detected Observations Only			
Shapiro Wilk Approximate Test Statistic	0.953	**Shapiro Wilk GOF Test**	
5% Shapiro Wilk P Value	1.3107E-8	Detected Data Not Lognormal at 5% Significance Level	
Lilliefors Test Statistic	0.121	**Lilliefors GOF Test**	
5% Lilliefors Critical Value	0.0536	Detected Data Not Lognormal at 5% Significance Level	
Detected Data Not Lognormal at 5% Significance Level			
Lognormal ROS Statistics Using Imputed Non-Detects			
Mean in Original Scale	9.999	Mean in Log Scale	0.722
SD in Original Scale	32.16	SD in Log Scale	1.819
95% t UCL (assumes normality of ROS data)	11.73	95% Percentile Bootstrap UCL	11.92
95% BCA Bootstrap UCL	12.41	95% Bootstrap t UCL	12.48
95% H-UCL (Log ROS)	12.76		
Statistics using KM estimates on Logged Data and Assuming Lognormal Distribution			
KM Mean (logged)	0.734	KM Geo Mean	2.083
KM SD (logged)	1.545	95% Critical H Value (KM-Log)	2.581
KM Standard Error of Mean (logged)	0.0642	95% H-UCL (KM -Log)	7.83
KM SD (logged)	1.545	95% Critical H Value (KM-Log)	2.581
KM Standard Error of Mean (logged)	0.0642		
DL/2 Statistics			
DL/2 Normal		**DL/2 Log-Transformed**	
Mean in Original Scale	11.31	Mean in Log Scale	1.421
SD in Original Scale	31.85	SD in Log Scale	1.393
95% t UCL (Assumes normality)	13.02	95% H-Stat UCL	12.2
DL/2 is not a recommended method, provided for comparisons and historical reasons			
Nonparametric Distribution Free UCL Statistics			
Data do not follow a Discernible Distribution at 5% Significance Level			
Suggested UCL to Use			
95% KM (Chebyshev) UCL	**14.31**		

ProUCL Statistical Evaluation of Total Petroleum Hydrocarbons (C23-C32) in Soil (0 to 10 feet bgs) (Data in milligrams per kilogram [mg/kg])			
Defense Fuel Support Point Norwalk			
15306 Norwalk Boulevard			
Norwalk, California			
General Statistics			
Total Number of Observations	936	Number of Distinct Observations	293
		Number of Missing Observations	39
Number of Detects	497	Number of Non-Detects	439
Number of Distinct Detects	293	Number of Distinct Non-Detects	2
Minimum Detect	0.6	Minimum Non-Detect	1
Maximum Detect	1200	Maximum Non-Detect	10
Variance Detects	12535	Percent Non-Detects	46.9%
Mean Detects	82.95	SD Detects	112
Median Detects	44	CV Detects	1.35
Skewness Detects	4.118	Kurtosis Detects	28.59
Mean of Logged Detects	3.682	SD of Logged Detects	1.358
Normal GOF Test on Detects Only			
Shapiro Wilk Test Statistic	0.664	**Normal GOF Test on Detected Observations Only**	
5% Shapiro Wilk P Value	0	Detected Data Not Normal at 5% Significance Level	
Lilliefors Test Statistic	0.231	**Lilliefors GOF Test**	
5% Lilliefors Critical Value	0.0401	Detected Data Not Normal at 5% Significance Level	
Detected Data Not Normal at 5% Significance Level			
Kaplan-Meier (KM) Statistics using Normal Critical Values and other Nonparametric UCLs			
KM Mean	44.71	KM Standard Error of Mean	2.982
KM SD	91.11	95% KM (BCA) UCL	49.45
95% KM (t) UCL	49.61	95% KM (Percentile Bootstrap) UCL	49.58
95% KM (z) UCL	49.61	95% KM Bootstrap t UCL	50.25
90% KM Chebyshev UCL	53.65	95% KM Chebyshev UCL	57.7
97.5% KM Chebyshev UCL	63.33	99% KM Chebyshev UCL	74.37
Gamma GOF Tests on Detected Observations Only			
A-D Test Statistic	1.853	**Anderson-Darling GOF Test**	
5% A-D Critical Value	0.794	Detected Data Not Gamma Distributed at 5% Significance Level	
K-S Test Statistic	0.0591	**Kolmogorov-Smirnov GOF**	
5% K-S Critical Value	0.0421	Detected Data Not Gamma Distributed at 5% Significance Level	
Detected Data Not Gamma Distributed at 5% Significance Level			
Gamma Statistics on Detected Data Only			
k hat (MLE)	0.805	k star (bias corrected MLE)	0.802
Theta hat (MLE)	103	Theta star (bias corrected MLE)	103.5
nu hat (MLE)	800.3	nu star (bias corrected)	796.8
Mean (detects)	82.95		
Gamma ROS Statistics using Imputed Non-Detects			
GROS may not be used when data set has > 50% NDs with many tied observations at multiple DLs			
GROS may not be used when kstar of detects is small such as <1.0, especially when the sample size is small (e.g., <15-20)			
For such situations, GROS method may yield incorrect values of UCLs and BTVs			
This is especially true when the sample size is small.			
For gamma distributed detected data, BTVs and UCLs may be computed using gamma distribution on KM estimates			
Minimum	0.01	Mean	44.05
Maximum	1200	Median	2.8
SD	91.46	CV	2.076
k hat (MLE)	0.186	k star (bias corrected MLE)	0.187
Theta hat (MLE)	236.3	Theta star (bias corrected MLE)	236.1
nu hat (MLE)	349	nu star (bias corrected)	349.2
Adjusted Level of Significance (β)	0.0497		
Approximate Chi Square Value (349.24, α)	306.9	Adjusted Chi Square Value (349.24, β)	306.9
95% Gamma Approximate UCL (use when n>=50)	50.12	95% Gamma Adjusted UCL (use when n<50)	50.13
Estimates of Gamma Parameters using KM Estimates			
Mean (KM)	44.71	SD (KM)	91.11
Variance (KM)	8300	SE of Mean (KM)	2.982
k hat (KM)	0.241	k star (KM)	0.241

nu hat (KM)	450.7	nu star (KM)	450.6
theta hat (KM)	185.7	theta star (KM)	185.7
80% gamma percentile (KM)	64.03	90% gamma percentile (KM)	134.5
95% gamma percentile (KM)	218.8	99% gamma percentile (KM)	444.4
Gamma Kaplan-Meier (KM) Statistics			
Approximate Chi Square Value (450.63, α)	402.4	Adjusted Chi Square Value (450.63, β)	402.3
95% Gamma Approximate KM-UCL (use when n>=50)	50.06	95% Gamma Adjusted KM-UCL (use when n<50)	50.07
Lognormal GOF Test on Detected Observations Only			
Shapiro Wilk Approximate Test Statistic	0.964	**Shapiro Wilk GOF Test**	
5% Shapiro Wilk P Value	2.7372E-9	Detected Data Not Lognormal at 5% Significance Level	
Lilliefors Test Statistic	0.0499	**Lilliefors GOF Test**	
5% Lilliefors Critical Value	0.0401	Detected Data Not Lognormal at 5% Significance Level	
Detected Data Not Lognormal at 5% Significance Level			
Lognormal ROS Statistics Using Imputed Non-Detects			
Mean in Original Scale	45.45	Mean in Log Scale	2.212
SD in Original Scale	90.81	SD in Log Scale	2.03
95% t UCL (assumes normality of ROS data)	50.34	95% Percentile Bootstrap UCL	50.26
95% BCA Bootstrap UCL	50.98	95% Bootstrap t UCL	51.04
95% H-UCL (Log ROS)	87.89		
Statistics using KM estimates on Logged Data and Assuming Lognormal Distribution			
KM Mean (logged)	1.896	KM Geo Mean	6.657
KM SD (logged)	2.21	95% Critical H Value (KM-Log)	3.271
KM Standard Error of Mean (logged)	0.0768	95% H-UCL (KM -Log)	96.9
KM SD (logged)	2.21	95% Critical H Value (KM-Log)	3.271
KM Standard Error of Mean (logged)	0.0768		
DL/2 Statistics			
DL/2 Normal		**DL/2 Log-Transformed**	
Mean in Original Scale	45.71	Mean in Log Scale	2.36
SD in Original Scale	90.68	SD in Log Scale	1.871
95% t UCL (Assumes normality)	50.59	95% H-Stat UCL	72.89
DL/2 is not a recommended method, provided for comparisons and historical reasons			
Nonparametric Distribution Free UCL Statistics			
Data do not follow a Discernible Distribution at 5% Significance Level			
Suggested UCL to Use			
95% KM (Chebyshev) UCL	**57.7**		

ProUCL Statistical Evaluation of Total Petroleum Hydrocarbons (C33-C44) in Soil (0 to 10 feet bgs)
(Data in milligrams per kilogram [mg/kg])

Defense Fuel Support Point Norwalk

15306 Norwalk Boulevard

Norwalk, California

General Statistics			
Total Number of Observations	936	Number of Distinct Observations	261
		Number of Missing Observations	39
Number of Detects	470	Number of Non-Detects	466
Number of Distinct Detects	260	Number of Distinct Non-Detects	3
Minimum Detect	0.55	Minimum Non-Detect	1
Maximum Detect	1268	Maximum Non-Detect	50
Variance Detects	10911	Percent Non-Detects	49.79%
Mean Detects	76.13	SD Detects	104.5
Median Detects	44.4	CV Detects	1.372
Skewness Detects	5.638	Kurtosis Detects	51.73
Mean of Logged Detects	3.676	SD of Logged Detects	1.289

Normal GOF Test on Detects Only		
Shapiro Wilk Test Statistic	0.609	**Normal GOF Test on Detected Observations Only**
5% Shapiro Wilk P Value	0	Detected Data Not Normal at 5% Significance Level
Lilliefors Test Statistic	0.235	**Lilliefors GOF Test**
5% Lilliefors Critical Value	0.0412	Detected Data Not Normal at 5% Significance Level
Detected Data Not Normal at 5% Significance Level		

Kaplan-Meier (KM) Statistics using Normal Critical Values and other Nonparametric UCLs			
KM Mean	38.88	KM Standard Error of Mean	2.713
KM SD	82.88	95% KM (BCA) UCL	43.07
95% KM (t) UCL	43.35	95% KM (Percentile Bootstrap) UCL	43.74
95% KM (z) UCL	43.34	95% KM Bootstrap t UCL	44.1
90% KM Chebyshev UCL	47.02	95% KM Chebyshev UCL	50.7
97.5% KM Chebyshev UCL	55.82	99% KM Chebyshev UCL	65.87

Gamma GOF Tests on Detected Observations Only		
A-D Test Statistic	1.509	**Anderson-Darling GOF Test**
5% A-D Critical Value	0.79	Detected Data Not Gamma Distributed at 5% Significance Level
K-S Test Statistic	0.0549	**Kolmogorov-Smirnov GOF**
5% K-S Critical Value	0.0433	Detected Data Not Gamma Distributed at 5% Significance Level
Detected Data Not Gamma Distributed at 5% Significance Level		

Gamma Statistics on Detected Data Only			
k hat (MLE)	0.892	k star (bias corrected MLE)	0.888
Theta hat (MLE)	85.35	Theta star (bias corrected MLE)	85.77
nu hat (MLE)	838.4	nu star (bias corrected)	834.4
Mean (detects)	76.13		

Gamma ROS Statistics using Imputed Non-Detects			
GROS may not be used when data set has > 50% NDs with many tied observations at multiple DLs			
GROS may not be used when kstar of detects is small such as <1.0, especially when the sample size is small (e.g., <15-20)			
For such situations, GROS method may yield incorrect values of UCLs and BTVs			
This is especially true when the sample size is small.			
For gamma distributed detected data, BTVs and UCLs may be computed using gamma distribution on KM estimates			
Minimum	0.01	Mean	38.23
Maximum	1268	Median	0.6
SD	83.21	CV	2.176
k hat (MLE)	0.182	k star (bias corrected MLE)	0.183
Theta hat (MLE)	209.5	Theta star (bias corrected MLE)	209.4
nu hat (MLE)	341.6	nu star (bias corrected)	341.8
Adjusted Level of Significance (β)	0.0497		
Approximate Chi Square Value (341.84, α)	300	Adjusted Chi Square Value (341.84, β)	299.9
95% Gamma Approximate UCL (use when n>=50)	43.56	95% Gamma Adjusted UCL (use when n<50)	43.57

Estimates of Gamma Parameters using KM Estimates			
Mean (KM)	38.88	SD (KM)	82.88
Variance (KM)	6868	SE of Mean (KM)	2.713
k hat (KM)	0.22	k star (KM)	0.22

nu hat (KM)	412	nu star (KM)	412
theta hat (KM)	176.7	theta star (KM)	176.7
80% gamma percentile (KM)	53.67	90% gamma percentile (KM)	117.5
95% gamma percentile (KM)	195.2	99% gamma percentile (KM)	406.2
Gamma Kaplan-Meier (KM) Statistics			
Approximate Chi Square Value (412.01, α)	366	Adjusted Chi Square Value (412.01, β)	365.9
95% Gamma Approximate KM-UCL (use when n>=50)	43.77	95% Gamma Adjusted KM-UCL (use when n<50)	43.78
Lognormal GOF Test on Detected Observations Only			
Shapiro Wilk Approximate Test Statistic	0.955	**Shapiro Wilk GOF Test**	
5% Shapiro Wilk P Value	9.992E-16	Detected Data Not Lognormal at 5% Significance Level	
Lilliefors Test Statistic	0.0638	**Lilliefors GOF Test**	
5% Lilliefors Critical Value	0.0412	Detected Data Not Lognormal at 5% Significance Level	
Detected Data Not Lognormal at 5% Significance Level			
Lognormal ROS Statistics Using Imputed Non-Detects			
Mean in Original Scale	39.93	Mean in Log Scale	2.216
SD in Original Scale	82.46	SD in Log Scale	1.909
95% t UCL (assumes normality of ROS data)	44.37	95% Percentile Bootstrap UCL	44.61
95% BCA Bootstrap UCL	45.01	95% Bootstrap t UCL	45.15
95% H-UCL (Log ROS)	68.24		
Statistics using KM estimates on Logged Data and Assuming Lognormal Distribution			
KM Mean (logged)	1.788	KM Geo Mean	5.977
KM SD (logged)	2.16	95% Critical H Value (KM-Log)	3.218
KM Standard Error of Mean (logged)	0.0791	95% H-UCL (KM -Log)	77.38
KM SD (logged)	2.16	95% Critical H Value (KM-Log)	3.218
KM Standard Error of Mean (logged)	0.0791		
DL/2 Statistics			
DL/2 Normal		**DL/2 Log-Transformed**	
Mean in Original Scale	39.95	Mean in Log Scale	2.248
SD in Original Scale	82.44	SD in Log Scale	1.871
95% t UCL (Assumes normality)	44.39	95% H-Stat UCL	65.08
DL/2 is not a recommended method, provided for comparisons and historical reasons			
Nonparametric Distribution Free UCL Statistics			
Data do not follow a Discernible Distribution at 5% Significance Level			
Suggested UCL to Use			
95% KM (Chebyshev) UCL	**50.7**		

ProUCL Statistical Evaluation of Total Petroleum Hydrocarbons (C23-C44) in Soil (0 to 10 feet bgs)
(Data in milligrams per kilogram [mg/kg])

Defense Fuel Support Point Norwalk

15306 Norwalk Boulevard

Norwalk, California

General Statistics			
Total Number of Observations	923	Number of Distinct Observations	356
		Number of Missing Observations	52
Number of Detects	498	Number of Non-Detects	425
Number of Distinct Detects	356	Number of Distinct Non-Detects	3
Minimum Detect	1	Minimum Non-Detect	1
Maximum Detect	1710	Maximum Non-Detect	31
Variance Detects	40732	Percent Non-Detects	46.05%
Mean Detects	154.4	SD Detects	201.8
Median Detects	80.65	CV Detects	1.307
Skewness Detects	3.655	Kurtosis Detects	20.38
Mean of Logged Detects	4.308	SD of Logged Detects	1.377

Normal GOF Test on Detects Only		
Shapiro Wilk Test Statistic	0.671	**Normal GOF Test on Detected Observations Only**
5% Shapiro Wilk P Value	0	Detected Data Not Normal at 5% Significance Level
Lilliefors Test Statistic	0.224	**Lilliefors GOF Test**
5% Lilliefors Critical Value	0.0401	Detected Data Not Normal at 5% Significance Level
Detected Data Not Normal at 5% Significance Level		

Kaplan-Meier (KM) Statistics using Normal Critical Values and other Nonparametric UCLs			
KM Mean	83.97	KM Standard Error of Mean	5.488
KM SD	166.6	95% KM (BCA) UCL	93.61
95% KM (t) UCL	93.01	95% KM (Percentile Bootstrap) UCL	93.34
95% KM (z) UCL	93	95% KM Bootstrap t UCL	94.35
90% KM Chebyshev UCL	100.4	95% KM Chebyshev UCL	107.9
97.5% KM Chebyshev UCL	118.2	99% KM Chebyshev UCL	138.6

Gamma GOF Tests on Detected Observations Only		
A-D Test Statistic	1.302	**Anderson-Darling GOF Test**
5% A-D Critical Value	0.794	Detected Data Not Gamma Distributed at 5% Significance Level
K-S Test Statistic	0.0572	**Kolmogorov-Smirnov GOF**
5% K-S Critical Value	0.0421	Detected Data Not Gamma Distributed at 5% Significance Level
Detected Data Not Gamma Distributed at 5% Significance Level		

Gamma Statistics on Detected Data Only			
k hat (MLE)	0.811	k star (bias corrected MLE)	0.807
Theta hat (MLE)	190.4	Theta star (bias corrected MLE)	191.3
nu hat (MLE)	807.4	nu star (bias corrected)	803.8
Mean (detects)	154.4		

Gamma ROS Statistics using Imputed Non-Detects

GROS may not be used when data set has > 50% NDs with many tied observations at multiple DLs

GROS may not be used when kstar of detects is small such as <1.0, especially when the sample size is small (e.g., <15-20)

For such situations, GROS method may yield incorrect values of UCLs and BTVs

This is especially true when the sample size is small.

For gamma distributed detected data, BTVs and UCLs may be computed using gamma distribution on KM estimates

Minimum	0.01	Mean	83.29
Maximum	1710	Median	9.3
SD	167	CV	2.005
k hat (MLE)	0.178	k star (bias corrected MLE)	0.178
Theta hat (MLE)	468.8	Theta star (bias corrected MLE)	468.4
nu hat (MLE)	328	nu star (bias corrected)	328.3
Adjusted Level of Significance (β)	0.0497		
Approximate Chi Square Value (328.25, α)	287.3	Adjusted Chi Square Value (328.25, β)	287.2
95% Gamma Approximate UCL (use when n>=50)	95.17	95% Gamma Adjusted UCL (use when n<50)	95.19

Estimates of Gamma Parameters using KM Estimates			
Mean (KM)	83.97	SD (KM)	166.6
Variance (KM)	27740	SE of Mean (KM)	5.488
k hat (KM)	0.254	k star (KM)	0.254

nu hat (KM)	469.3	nu star (KM)	469.1
theta hat (KM)	330.3	theta star (KM)	330.5
80% gamma percentile (KM)	122.7	90% gamma percentile (KM)	251.7
95% gamma percentile (KM)	404.5	99% gamma percentile (KM)	810.2
Gamma Kaplan-Meier (KM) Statistics			
Approximate Chi Square Value (469.06, α)	419.8	Adjusted Chi Square Value (469.06, β)	419.8
95% Gamma Approximate KM-UCL (use when n>=50)	93.82	95% Gamma Adjusted KM-UCL (use when n<50)	93.83
Lognormal GOF Test on Detected Observations Only			
Shapiro Wilk Approximate Test Statistic	0.956	**Shapiro Wilk GOF Test**	
5% Shapiro Wilk P Value	1.554E-15	Detected Data Not Lognormal at 5% Significance Level	
Lilliefors Test Statistic	0.0644	**Lilliefors GOF Test**	
5% Lilliefors Critical Value	0.0401	Detected Data Not Lognormal at 5% Significance Level	
Detected Data Not Lognormal at 5% Significance Level			
Lognormal ROS Statistics Using Imputed Non-Detects			
Mean in Original Scale	85.55	Mean in Log Scale	2.824
SD in Original Scale	165.9	SD in Log Scale	2.063
95% t UCL (assumes normality of ROS data)	94.54	95% Percentile Bootstrap UCL	94.67
95% BCA Bootstrap UCL	96.85	95% Bootstrap t UCL	95.45
95% H-UCL (Log ROS)	174.7		
Statistics using KM estimates on Logged Data and Assuming Lognormal Distribution			
KM Mean (logged)	2.406	KM Geo Mean	11.09
KM SD (logged)	2.321	95% Critical H Value (KM-Log)	3.392
KM Standard Error of Mean (logged)	0.0784	95% H-UCL (KM -Log)	212.3
KM SD (logged)	2.321	95% Critical H Value (KM-Log)	3.392
KM Standard Error of Mean (logged)	0.0784		
DL/2 Statistics			
DL/2 Normal		**DL/2 Log-Transformed**	
Mean in Original Scale	84.87	Mean in Log Scale	2.691
SD in Original Scale	166.2	SD in Log Scale	2.158
95% t UCL (Assumes normality)	93.88	95% H-Stat UCL	190.1
DL/2 is not a recommended method, provided for comparisons and historical reasons			
Nonparametric Distribution Free UCL Statistics			
Data do not follow a Discernible Distribution at 5% Significance Level			
Suggested UCL to Use			
95% KM (Chebyshev) UCL	**107.9**		

VOLATILE ORGANIC COMPOUNDS IN SOIL (0 TO 10 FEET BGS)

ProUCL Statistical Evaluation of Acetone in Soil (0 to 10 feet bgs)
(Data in milligrams per kilogram [mg/kg])

Defense Fuel Support Point Norwalk

15306 Norwalk Boulevard

Norwalk, California

General Statistics			
Total Number of Observations	942	Number of Distinct Observations	30
		Number of Missing Observations	19
Number of Detects	51	Number of Non-Detects	891
Number of Distinct Detects	29	Number of Distinct Non-Detects	1
Minimum Detect	0.051	Minimum Non-Detect	0.05
Maximum Detect	0.13	Maximum Non-Detect	0.05
Variance Detects	4.4195E-4	Percent Non-Detects	94.59%
Mean Detects	0.0706	SD Detects	0.021
Median Detects	0.064	CV Detects	0.298
Skewness Detects	1.245	Kurtosis Detects	0.672
Mean of Logged Detects	-2.688	SD of Logged Detects	0.268

Normal GOF Test on Detects Only		
Shapiro Wilk Test Statistic	0.827	**Normal GOF Test on Detected Observations Only**
5% Shapiro Wilk P Value	9.4901E-8	Detected Data Not Normal at 5% Significance Level
Lilliefors Test Statistic	0.194	**Lilliefors GOF Test**
5% Lilliefors Critical Value	0.123	Detected Data Not Normal at 5% Significance Level
Detected Data Not Normal at 5% Significance Level		

Kaplan-Meier (KM) Statistics using Normal Critical Values and other Nonparametric UCLs			
KM Mean	0.0511	KM Standard Error of Mean	2.2145E-4
KM SD	0.00673	95% KM (BCA) UCL	0.0515
95% KM (t) UCL	0.0515	95% KM (Percentile Bootstrap) UCL	0.0515
95% KM (z) UCL	0.0515	95% KM Bootstrap t UCL	0.0515
90% KM Chebyshev UCL	0.0518	95% KM Chebyshev UCL	0.0521
97.5% KM Chebyshev UCL	0.0525	99% KM Chebyshev UCL	0.0533

Gamma GOF Tests on Detected Observations Only		
A-D Test Statistic	2.325	**Anderson-Darling GOF Test**
5% A-D Critical Value	0.749	Detected Data Not Gamma Distributed at 5% Significance Level
K-S Test Statistic	0.171	**Kolmogorov-Smirnov GOF**
5% K-S Critical Value	0.124	Detected Data Not Gamma Distributed at 5% Significance Level
Detected Data Not Gamma Distributed at 5% Significance Level		

Gamma Statistics on Detected Data Only			
k hat (MLE)	13.47	k star (bias corrected MLE)	12.69
Theta hat (MLE)	0.00524	Theta star (bias corrected MLE)	0.00557
nu hat (MLE)	1374	nu star (bias corrected)	1295
Mean (detects)	0.0706		

Gamma ROS Statistics using Imputed Non-Detects

GROS may not be used when data set has > 50% NDs with many tied observations at multiple DLs

GROS may not be used when kstar of detects is small such as <1.0, especially when the sample size is small (e.g., <15-20)

For such situations, GROS method may yield incorrect values of UCLs and BTVs

This is especially true when the sample size is small.

For gamma distributed detected data, BTVs and UCLs may be computed using gamma distribution on KM estimates

Minimum	0.01	Mean	0.0153
Maximum	0.13	Median	0.01
SD	0.0155	CV	1.012
k hat (MLE)	2.531	k star (bias corrected MLE)	2.523
Theta hat (MLE)	0.00604	Theta star (bias corrected MLE)	0.00605
nu hat (MLE)	4768	nu star (bias corrected)	4754
Adjusted Level of Significance (β)	0.0497		
Approximate Chi Square Value (N/A, α)	4595	Adjusted Chi Square Value (N/A, β)	4595
95% Gamma Approximate UCL (use when n>=50)	0.0158	95% Gamma Adjusted UCL (use when n<50)	0.0158

Estimates of Gamma Parameters using KM Estimates			
Mean (KM)	0.0511	SD (KM)	0.00673
Variance (KM)	4.5289E-5	SE of Mean (KM)	2.2145E-4
k hat (KM)	57.7	k star (KM)	57.51

nu hat (KM)	108702	nu star (KM)	108357
theta hat (KM)	8.8597E-4	theta star (KM)	8.8879E-4
80% gamma percentile (KM)	0.0567	90% gamma percentile (KM)	0.0599
95% gamma percentile (KM)	0.0627	99% gamma percentile (KM)	0.0681
Gamma Kaplan-Meier (KM) Statistics			
Approximate Chi Square Value (N/A, α)	107592	Adjusted Chi Square Value (N/A, β)	107591
95% Gamma Approximate KM-UCL (use when n>=50)	0.0515	95% Gamma Adjusted KM-UCL (use when n<50)	0.0515
Lognormal GOF Test on Detected Observations Only			
Shapiro Wilk Approximate Test Statistic	0.871	**Shapiro Wilk GOF Test**	
5% Shapiro Wilk P Value	9.7279E-6	Detected Data Not Lognormal at 5% Significance Level	
Lilliefors Test Statistic	0.156	**Lilliefors GOF Test**	
5% Lilliefors Critical Value	0.123	Detected Data Not Lognormal at 5% Significance Level	
Detected Data Not Lognormal at 5% Significance Level			
Lognormal ROS Statistics Using Imputed Non-Detects			
Mean in Original Scale	0.0194	Mean in Log Scale	-4.228
SD in Original Scale	0.0167	SD in Log Scale	0.76
95% t UCL (assumes normality of ROS data)	0.0203	95% Percentile Bootstrap UCL	0.0204
95% BCA Bootstrap UCL	0.0204	95% Bootstrap t UCL	0.0203
95% H-UCL (Log ROS)	0.0204		
Statistics using KM estimates on Logged Data and Assuming Lognormal Distribution			
KM Mean (logged)	-2.979	KM Geo Mean	0.0508
KM SD (logged)	0.0931	95% Critical H Value (KM-Log)	N/A
KM Standard Error of Mean (logged)	0.00306	95% H-UCL (KM -Log)	N/A
KM SD (logged)	0.0931	95% Critical H Value (KM-Log)	N/A
KM Standard Error of Mean (logged)	0.00306		
DL/2 Statistics			
DL/2 Normal		**DL/2 Log-Transformed**	
Mean in Original Scale	0.0275	Mean in Log Scale	-3.635
SD in Original Scale	0.0114	SD in Log Scale	0.235
95% t UCL (Assumes normality)	0.0281	95% H-Stat UCL	0.0275
DL/2 is not a recommended method, provided for comparisons and historical reasons			
Nonparametric Distribution Free UCL Statistics			
Data do not follow a Discernible Distribution at 5% Significance Level			
Suggested UCL to Use			
95% KM (t) UCL	**0.0515**	KM H-UCL	N/A
95% KM (BCA) UCL	**0.0515**		

ProUCL Statistical Evaluation of Ethylbenzene in Soil (0 to 10 feet bgs)
(Data in milligrams per kilogram [mg/kg])

Defense Fuel Support Point Norwalk

15306 Norwalk Boulevard

Norwalk, California

General Statistics			
Total Number of Observations	942	Number of Distinct Observations	7
		Number of Missing Observations	19
Number of Detects	10	Number of Non-Detects	932
Number of Distinct Detects	7	Number of Distinct Non-Detects	1
Minimum Detect	0.002	Minimum Non-Detect	0.002
Maximum Detect	0.0059	Maximum Non-Detect	0.002
Variance Detects	1.3329E-6	Percent Non-Detects	98.94%
Mean Detects	0.00268	SD Detects	0.00115
Median Detects	0.0023	CV Detects	0.431
Skewness Detects	2.935	Kurtosis Detects	8.927
Mean of Logged Detects	-5.976	SD of Logged Detects	0.312

Normal GOF Test on Detects Only		
Shapiro Wilk Test Statistic	0.549	**Shapiro Wilk GOF Test**
5% Shapiro Wilk Critical Value	0.842	Detected Data Not Normal at 5% Significance Level
Lilliefors Test Statistic	0.393	**Lilliefors GOF Test**
5% Lilliefors Critical Value	0.262	Detected Data Not Normal at 5% Significance Level
Detected Data Not Normal at 5% Significance Level		

Kaplan-Meier (KM) Statistics using Normal Critical Values and other Nonparametric UCLs			
KM Mean	0.00201	KM Standard Error of Mean	4.5551E-6
KM SD	1.3263E-4	95% KM (BCA) UCL	0.00202
95% KM (t) UCL	0.00201	95% KM (Percentile Bootstrap) UCL	0.00202
95% KM (z) UCL	0.00201	95% KM Bootstrap t UCL	0.00203
90% KM Chebyshev UCL	0.00202	95% KM Chebyshev UCL	0.00203
97.5% KM Chebyshev UCL	0.00204	99% KM Chebyshev UCL	0.00205

Gamma GOF Tests on Detected Observations Only		
A-D Test Statistic	1.635	**Anderson-Darling GOF Test**
5% A-D Critical Value	0.726	Detected Data Not Gamma Distributed at 5% Significance Level
K-S Test Statistic	0.348	**Kolmogorov-Smirnov GOF**
5% K-S Critical Value	0.267	Detected Data Not Gamma Distributed at 5% Significance Level
Detected Data Not Gamma Distributed at 5% Significance Level		

Gamma Statistics on Detected Data Only			
k hat (MLE)	9.364	k star (bias corrected MLE)	6.622
Theta hat (MLE)	2.8619E-4	Theta star (bias corrected MLE)	4.0472E-4
nu hat (MLE)	187.3	nu star (bias corrected)	132.4
Mean (detects)	0.00268		

Gamma ROS Statistics using Imputed Non-Detects			
GROS may not be used when data set has > 50% NDs with many tied observations at multiple DLs			
GROS may not be used when kstar of detects is small such as <1.0, especially when the sample size is small (e.g., <15-20)			
For such situations, GROS method may yield incorrect values of UCLs and BTVs			
This is especially true when the sample size is small.			
For gamma distributed detected data, BTVs and UCLs may be computed using gamma distribution on KM estimates			
Minimum	0.002	Mean	0.00992
Maximum	0.01	Median	0.01
SD	7.5903E-4	CV	0.0765
k hat (MLE)	74.19	k star (bias corrected MLE)	73.96
Theta hat (MLE)	1.3374E-4	Theta star (bias corrected MLE)	1.3416E-4
nu hat (MLE)	139781	nu star (bias corrected)	139337
Adjusted Level of Significance (β)	0.0497		
Approximate Chi Square Value (N/A, α)	138470	Adjusted Chi Square Value (N/A, β)	138468
95% Gamma Approximate UCL (use when n>=50)	0.00998	95% Gamma Adjusted UCL (use when n<50)	0.00998

Estimates of Gamma Parameters using KM Estimates			
Mean (KM)	0.00201	SD (KM)	1.3263E-4
Variance (KM)	1.7591E-8	SE of Mean (KM)	4.5551E-6
k hat (KM)	229	k star (KM)	228.3

nu hat (KM)	431494	nu star (KM)	430121
theta hat (KM)	8.7640E-6	theta star (KM)	8.7919E-6
80% gamma percentile (KM)	0.00212	90% gamma percentile (KM)	0.00218
95% gamma percentile (KM)	0.00223	99% gamma percentile (KM)	0.00233
Gamma Kaplan-Meier (KM) Statistics			
Approximate Chi Square Value (N/A, α)	428597	Adjusted Chi Square Value (N/A, β)	428594
95% Gamma Approximate KM-UCL (use when n>=50)	0.00201	95% Gamma Adjusted KM-UCL (use when n<50)	0.00201
Lognormal GOF Test on Detected Observations Only			
Shapiro Wilk Test Statistic	0.657	**Shapiro Wilk GOF Test**	
5% Shapiro Wilk Critical Value	0.842	Detected Data Not Lognormal at 5% Significance Level	
Lilliefors Test Statistic	0.321	**Lilliefors GOF Test**	
5% Lilliefors Critical Value	0.262	Detected Data Not Lognormal at 5% Significance Level	
Detected Data Not Lognormal at 5% Significance Level			
Lognormal ROS Statistics Using Imputed Non-Detects			
Mean in Original Scale	2.4793E-4	Mean in Log Scale	-8.932
SD in Original Scale	3.7745E-4	SD in Log Scale	1.126
95% t UCL (assumes normality of ROS data)	2.6818E-4	95% Percentile Bootstrap UCL	2.6942E-4
95% BCA Bootstrap UCL	2.7031E-4	95% Bootstrap t UCL	2.7050E-4
95% H-UCL (Log ROS)	2.6981E-4		
Statistics using KM estimates on Logged Data and Assuming Lognormal Distribution			
KM Mean (logged)	-6.212	KM Geo Mean	0.00201
KM SD (logged)	0.0391	95% Critical H Value (KM-Log)	N/A
KM Standard Error of Mean (logged)	0.00134	95% H-UCL (KM -Log)	N/A
KM SD (logged)	0.0391	95% Critical H Value (KM-Log)	N/A
KM Standard Error of Mean (logged)	0.00134		
DL/2 Statistics			
DL/2 Normal		**DL/2 Log-Transformed**	
Mean in Original Scale	0.00102	Mean in Log Scale	-6.898
SD in Original Scale	2.0597E-4	SD in Log Scale	0.1
95% t UCL (Assumes normality)	0.00103	95% H-Stat UCL	0.00102
DL/2 is not a recommended method, provided for comparisons and historical reasons			
Nonparametric Distribution Free UCL Statistics			
Data do not follow a Discernible Distribution at 5% Significance Level			
Suggested UCL to Use			
95% KM (t) UCL	0.00201	KM H-UCL	N/A
95% KM (BCA) UCL	**0.00202**		

ProUCL Statistical Evaluation of Toluene in Soil (0 to 10 feet bgs)
(Data in milligrams per kilogram [mg/kg])

Defense Fuel Support Point Norwalk

15306 Norwalk Boulevard

Norwalk, California

General Statistics			
Total Number of Observations	942	Number of Distinct Observations	27
		Number of Missing Observations	19
Number of Detects	98	Number of Non-Detects	844
Number of Distinct Detects	27	Number of Distinct Non-Detects	1
Minimum Detect	0.002	Minimum Non-Detect	0.002
Maximum Detect	0.0073	Maximum Non-Detect	0.002
Variance Detects	1.0299E-6	Percent Non-Detects	89.6%
Mean Detects	0.00287	SD Detects	0.00101
Median Detects	0.00255	CV Detects	0.354
Skewness Detects	2.143	Kurtosis Detects	5.717
Mean of Logged Detects	-5.902	SD of Logged Detects	0.292

Normal GOF Test on Detects Only		
Shapiro Wilk Test Statistic	0.772	**Normal GOF Test on Detected Observations Only**
5% Shapiro Wilk P Value	0	Detected Data Not Normal at 5% Significance Level
Lilliefors Test Statistic	0.196	**Lilliefors GOF Test**
5% Lilliefors Critical Value	0.0897	Detected Data Not Normal at 5% Significance Level
Detected Data Not Normal at 5% Significance Level		

Kaplan-Meier (KM) Statistics using Normal Critical Values and other Nonparametric UCLs			
KM Mean	0.00209	KM Standard Error of Mean	1.3746E-5
KM SD	4.1972E-4	95% KM (BCA) UCL	0.00212
95% KM (t) UCL	0.00211	95% KM (Percentile Bootstrap) UCL	0.00211
95% KM (z) UCL	0.00211	95% KM Bootstrap t UCL	0.00212
90% KM Chebyshev UCL	0.00213	95% KM Chebyshev UCL	0.00215
97.5% KM Chebyshev UCL	0.00218	99% KM Chebyshev UCL	0.00223

Gamma GOF Tests on Detected Observations Only		
A-D Test Statistic	3.971	**Anderson-Darling GOF Test**
5% A-D Critical Value	0.752	Detected Data Not Gamma Distributed at 5% Significance Level
K-S Test Statistic	0.157	**Kolmogorov-Smirnov GOF**
5% K-S Critical Value	0.0903	Detected Data Not Gamma Distributed at 5% Significance Level
Detected Data Not Gamma Distributed at 5% Significance Level		

Gamma Statistics on Detected Data Only			
k hat (MLE)	10.71	k star (bias corrected MLE)	10.39
Theta hat (MLE)	2.6777E-4	Theta star (bias corrected MLE)	2.7605E-4
nu hat (MLE)	2099	nu star (bias corrected)	2036
Mean (detects)	0.00287		

Gamma ROS Statistics using Imputed Non-Detects			
GROS may not be used when data set has > 50% NDs with many tied observations at multiple DLs			
GROS may not be used when kstar of detects is small such as <1.0, especially when the sample size is small (e.g., <15-20)			
For such situations, GROS method may yield incorrect values of UCLs and BTVs			
This is especially true when the sample size is small.			
For gamma distributed detected data, BTVs and UCLs may be computed using gamma distribution on KM estimates			
Minimum	0.002	Mean	0.00926
Maximum	0.01	Median	0.01
SD	0.0022	CV	0.238
k hat (MLE)	8.815	k star (bias corrected MLE)	8.788
Theta hat (MLE)	0.00105	Theta star (bias corrected MLE)	0.00105
nu hat (MLE)	16608	nu star (bias corrected)	16556
Adjusted Level of Significance (β)	0.0497		
Approximate Chi Square Value (N/A, α)	16258	Adjusted Chi Square Value (N/A, β)	16258
95% Gamma Approximate UCL (use when n>=50)	0.00943	95% Gamma Adjusted UCL (use when n<50)	0.00943

Estimates of Gamma Parameters using KM Estimates			
Mean (KM)	0.00209	SD (KM)	4.1972E-4
Variance (KM)	1.7617E-7	SE of Mean (KM)	1.3746E-5
k hat (KM)	24.8	k star (KM)	24.72

nu hat (KM)	46724	nu star (KM)	46577
theta hat (KM)	8.4281E-5	theta star (KM)	8.4548E-5
80% gamma percentile (KM)	0.00243	90% gamma percentile (KM)	0.00264
95% gamma percentile (KM)	0.00283	99% gamma percentile (KM)	0.00319
Gamma Kaplan-Meier (KM) Statistics			
Approximate Chi Square Value (N/A, α)	46076	Adjusted Chi Square Value (N/A, β)	46075
95% Gamma Approximate KM-UCL (use when n>=50)	0.00211	95% Gamma Adjusted KM-UCL (use when n<50)	0.00211
Lognormal GOF Test on Detected Observations Only			
Shapiro Wilk Approximate Test Statistic	0.872	**Shapiro Wilk GOF Test**	
5% Shapiro Wilk P Value	6.241E-12	Detected Data Not Lognormal at 5% Significance Level	
Lilliefors Test Statistic	0.142	**Lilliefors GOF Test**	
5% Lilliefors Critical Value	0.0897	Detected Data Not Lognormal at 5% Significance Level	
Detected Data Not Lognormal at 5% Significance Level			
Lognormal ROS Statistics Using Imputed Non-Detects			
Mean in Original Scale	9.9859E-4	Mean in Log Scale	-7.177
SD in Original Scale	8.2528E-4	SD in Log Scale	0.734
95% t UCL (assumes normality of ROS data)	0.00104	95% Percentile Bootstrap UCL	0.00104
95% BCA Bootstrap UCL	0.00104	95% Bootstrap t UCL	0.00105
95% H-UCL (Log ROS)	0.00105		
Statistics using KM estimates on Logged Data and Assuming Lognormal Distribution			
KM Mean (logged)	-6.182	KM Geo Mean	0.00207
KM SD (logged)	0.134	95% Critical H Value (KM-Log)	1.663
KM Standard Error of Mean (logged)	0.00438	95% H-UCL (KM -Log)	0.0021
KM SD (logged)	0.134	95% Critical H Value (KM-Log)	1.663
KM Standard Error of Mean (logged)	0.00438		
DL/2 Statistics			
DL/2 Normal		**DL/2 Log-Transformed**	
Mean in Original Scale	0.00119	Mean in Log Scale	-6.803
SD in Original Scale	6.5691E-4	SD in Log Scale	0.321
95% t UCL (Assumes normality)	0.00123	95% H-Stat UCL	0.00119
DL/2 is not a recommended method, provided for comparisons and historical reasons			
Nonparametric Distribution Free UCL Statistics			
Data do not follow a Discernible Distribution at 5% Significance Level			
Suggested UCL to Use			
95% KM (t) UCL	0.00211	KM H-UCL	0.0021
95% KM (BCA) UCL	**0.00212**		

ProUCL Statistical Evaluation of 1,2,4-Trimethylbenzene in Soil (0 to 10 feet bgs)
(Data in milligrams per kilogram [mg/kg])

Defense Fuel Support Point Norwalk

15306 Norwalk Boulevard

Norwalk, California

General Statistics			
Total Number of Observations	942	Number of Distinct Observations	4
		Number of Missing Observations	19
Number of Detects	5	Number of Non-Detects	937
Number of Distinct Detects	4	Number of Distinct Non-Detects	1
Minimum Detect	0.005	Minimum Non-Detect	0.005
Maximum Detect	0.0056	Maximum Non-Detect	0.005
Variance Detects	4.7000E-8	Percent Non-Detects	99.47%
Mean Detects	0.00528	SD Detects	2.1679E-4
Median Detects	0.0053	CV Detects	0.0411
Skewness Detects	0.422	Kurtosis Detects	1.435
Mean of Logged Detects	-5.244	SD of Logged Detects	0.0409

Normal GOF Test on Detects Only		
Shapiro Wilk Test Statistic	0.951	**Shapiro Wilk GOF Test**
5% Shapiro Wilk Critical Value	0.762	Detected Data appear Normal at 5% Significance Level
Lilliefors Test Statistic	0.263	**Lilliefors GOF Test**
5% Lilliefors Critical Value	0.343	Detected Data appear Normal at 5% Significance Level
Detected Data appear Normal at 5% Significance Level		

Kaplan-Meier (KM) Statistics using Normal Critical Values and other Nonparametric UCLs			
KM Mean	0.005	KM Standard Error of Mean	9.0227E-7
KM SD	2.4769E-5	95% KM (BCA) UCL	N/A
95% KM (t) UCL	0.005	95% KM (Percentile Bootstrap) UCL	N/A
95% KM (z) UCL	0.005	95% KM Bootstrap t UCL	N/A
90% KM Chebyshev UCL	0.005	95% KM Chebyshev UCL	0.00501
97.5% KM Chebyshev UCL	0.00501	99% KM Chebyshev UCL	0.00501

Gamma GOF Tests on Detected Observations Only		
A-D Test Statistic	0.296	**Anderson-Darling GOF Test**
5% A-D Critical Value	0.678	Detected data appear Gamma Distributed at 5% Significance Leve
K-S Test Statistic	0.254	**Kolmogorov-Smirnov GOF**
5% K-S Critical Value	0.357	Detected data appear Gamma Distributed at 5% Significance Leve
Detected data appear Gamma Distributed at 5% Significance Level		

Gamma Statistics on Detected Data Only			
k hat (MLE)	745.6	k star (bias corrected MLE)	298.4
Theta hat (MLE)	7.0815E-6	Theta star (bias corrected MLE)	1.7696E-5
nu hat (MLE)	7456	nu star (bias corrected)	2984
Mean (detects)	0.00528		

Gamma ROS Statistics using Imputed Non-Detects			
GROS may not be used when data set has > 50% NDs with many tied observations at multiple DLs			
GROS may not be used when kstar of detects is small such as <1.0, especially when the sample size is small (e.g., <15-20)			
For such situations, GROS method may yield incorrect values of UCLs and BTVs			
This is especially true when the sample size is small.			
For gamma distributed detected data, BTVs and UCLs may be computed using gamma distribution on KM estimates			
Minimum	0.005	Mean	0.00997
Maximum	0.01	Median	0.01
SD	3.4344E-4	CV	0.0344
k hat (MLE)	565.1	k star (bias corrected MLE)	563.3
Theta hat (MLE)	1.7651E-5	Theta star (bias corrected MLE)	1.7707E-5
nu hat (MLE)	1064698	nu star (bias corrected)	1061309
Adjusted Level of Significance (β)	0.0497		
Approximate Chi Square Value (N/A, α)	1058914	Adjusted Chi Square Value (N/A, β)	1058910
95% Gamma Approximate UCL (use when n>=50)	0.01	95% Gamma Adjusted UCL (use when n<50)	0.01

Estimates of Gamma Parameters using KM Estimates			
Mean (KM)	0.005	SD (KM)	2.4769E-5
Variance (KM)	6.135E-10	SE of Mean (KM)	9.0227E-7
k hat (KM)	40774	k star (KM)	40644

nu hat (KM)	76817954	nu star (KM)	76573312
theta hat (KM)	1.2266E-7	theta star (KM)	1.2306E-7
80% gamma percentile (KM)	0.00502	90% gamma percentile (KM)	0.00503
95% gamma percentile (KM)	0.00504	99% gamma percentile (KM)	0.00506
Gamma Kaplan-Meier (KM) Statistics			
Approximate Chi Square Value (N/A, α)	76552958	Adjusted Chi Square Value (N/A, β)	76552927
95% Gamma Approximate KM-UCL (use when n>=50)	0.005	95% Gamma Adjusted KM-UCL (use when n<50)	0.005
Lognormal GOF Test on Detected Observations Only			
Shapiro Wilk Test Statistic	0.955	**Shapiro Wilk GOF Test**	
5% Shapiro Wilk Critical Value	0.762	Detected Data appear Lognormal at 5% Significance Level	
Lilliefors Test Statistic	0.257	**Lilliefors GOF Test**	
5% Lilliefors Critical Value	0.343	Detected Data appear Lognormal at 5% Significance Level	
Detected Data appear Lognormal at 5% Significance Level			
Lognormal ROS Statistics Using Imputed Non-Detects			
Mean in Original Scale	0.0031	Mean in Log Scale	-5.794
SD in Original Scale	6.0543E-4	SD in Log Scale	0.193
95% t UCL (assumes normality of ROS data)	0.00314	95% Percentile Bootstrap UCL	0.00314
95% BCA Bootstrap UCL	0.00314	95% Bootstrap t UCL	0.00314
95% H-UCL (Log ROS)	0.00314		
Statistics using KM estimates on Logged Data and Assuming Lognormal Distribution			
KM Mean (logged)	-5.298	KM Geo Mean	0.005
KM SD (logged)	0.00473	95% Critical H Value (KM-Log)	N/A
KM Standard Error of Mean (logged)	1.7238E-4	95% H-UCL (KM -Log)	N/A
KM SD (logged)	0.00473	95% Critical H Value (KM-Log)	N/A
KM Standard Error of Mean (logged)	1.7238E-4		
DL/2 Statistics			
DL/2 Normal		**DL/2 Log-Transformed**	
Mean in Original Scale	0.00251	Mean in Log Scale	-5.987
SD in Original Scale	2.0260E-4	SD in Log Scale	0.0544
95% t UCL (Assumes normality)	0.00253	95% H-Stat UCL	N/A
DL/2 is not a recommended method, provided for comparisons and historical reasons			
Nonparametric Distribution Free UCL Statistics			
Detected Data appear Normal Distributed at 5% Significance Level			
Suggested UCL to Use			
95% KM (t) UCL	**0.005**		

ProUCL Statistical Evaluation of o-Xylene in Soil (0 to 10 feet bgs)
(Data in milligrams per kilogram [mg/kg])

Defense Fuel Support Point Norwalk

15306 Norwalk Boulevard

Norwalk, California

General Statistics			
Total Number of Observations	942	Number of Distinct Observations	13
		Number of Missing Observations	19
Number of Detects	13	Number of Non-Detects	929
Number of Distinct Detects	12	Number of Distinct Non-Detects	1
Minimum Detect	0.0025	Minimum Non-Detect	0.002
Maximum Detect	0.0089	Maximum Non-Detect	0.002
Variance Detects	3.4083E-6	Percent Non-Detects	98.62%
Mean Detects	0.0066	SD Detects	0.00185
Median Detects	0.0071	CV Detects	0.28
Skewness Detects	-0.934	Kurtosis Detects	0.549
Mean of Logged Detects	-5.069	SD of Logged Detects	0.351

Normal GOF Test on Detects Only		
Shapiro Wilk Test Statistic	0.928	**Shapiro Wilk GOF Test**
5% Shapiro Wilk Critical Value	0.866	Detected Data appear Normal at 5% Significance Level
Lilliefors Test Statistic	0.201	**Lilliefors GOF Test**
5% Lilliefors Critical Value	0.234	Detected Data appear Normal at 5% Significance Level
Detected Data appear Normal at 5% Significance Level		

Kaplan-Meier (KM) Statistics using Normal Critical Values and other Nonparametric UCLs			
KM Mean	0.00206	KM Standard Error of Mean	1.9522E-5
KM SD	5.7568E-4	95% KM (BCA) UCL	0.0021
95% KM (t) UCL	0.0021	95% KM (Percentile Bootstrap) UCL	0.0021
95% KM (z) UCL	0.0021	95% KM Bootstrap t UCL	0.0021
90% KM Chebyshev UCL	0.00212	95% KM Chebyshev UCL	0.00215
97.5% KM Chebyshev UCL	0.00219	99% KM Chebyshev UCL	0.00226

Gamma GOF Tests on Detected Observations Only		
A-D Test Statistic	0.653	**Anderson-Darling GOF Test**
5% A-D Critical Value	0.734	Detected data appear Gamma Distributed at 5% Significance Leve
K-S Test Statistic	0.231	**Kolmogorov-Smirnov GOF**
5% K-S Critical Value	0.237	Detected data appear Gamma Distributed at 5% Significance Leve
Detected data appear Gamma Distributed at 5% Significance Level		

Gamma Statistics on Detected Data Only			
k hat (MLE)	10.51	k star (bias corrected MLE)	8.136
Theta hat (MLE)	6.2794E-4	Theta star (bias corrected MLE)	8.1117E-4
nu hat (MLE)	273.3	nu star (bias corrected)	211.5
Mean (detects)	0.0066		

Gamma ROS Statistics using Imputed Non-Detects			
GROS may not be used when data set has > 50% NDs with many tied observations at multiple DLs			
GROS may not be used when kstar of detects is small such as <1.0, especially when the sample size is small (e.g., <15-20)			
For such situations, GROS method may yield incorrect values of UCLs and BTVs			
This is especially true when the sample size is small.			
For gamma distributed detected data, BTVs and UCLs may be computed using gamma distribution on KM estimates			
Minimum	0.0025	Mean	0.00995
Maximum	0.01	Median	0.01
SD	4.4829E-4	CV	0.045
k hat (MLE)	294.6	k star (bias corrected MLE)	293.7
Theta hat (MLE)	3.3782E-5	Theta star (bias corrected MLE)	3.3889E-5
nu hat (MLE)	555084	nu star (bias corrected)	553317
Adjusted Level of Significance (β)	0.0497		
Approximate Chi Square Value (N/A, α)	551588	Adjusted Chi Square Value (N/A, β)	551585
95% Gamma Approximate UCL (use when n>=50)	0.00998	95% Gamma Adjusted UCL (use when n<50)	0.00998

Estimates of Gamma Parameters using KM Estimates			
Mean (KM)	0.00206	SD (KM)	5.7568E-4
Variance (KM)	3.3141E-7	SE of Mean (KM)	1.9522E-5
k hat (KM)	12.85	k star (KM)	12.81

nu hat (KM)	24206	nu star (KM)	24130
theta hat (KM)	1.6060E-4	theta star (KM)	1.6111E-4
80% gamma percentile (KM)	0.00253	90% gamma percentile (KM)	0.00283
95% gamma percentile (KM)	0.00309	99% gamma percentile (KM)	0.00364
Gamma Kaplan-Meier (KM) Statistics			
Approximate Chi Square Value (N/A, α)	23770	Adjusted Chi Square Value (N/A, β)	23769
95% Gamma Approximate KM-UCL (use when n>=50)	0.00209	95% Gamma Adjusted KM-UCL (use when n<50)	0.00209
Lognormal GOF Test on Detected Observations Only			
Shapiro Wilk Test Statistic	0.833	**Shapiro Wilk GOF Test**	
5% Shapiro Wilk Critical Value	0.866	Detected Data Not Lognormal at 5% Significance Level	
Lilliefors Test Statistic	0.235	**Lilliefors GOF Test**	
5% Lilliefors Critical Value	0.234	Detected Data Not Lognormal at 5% Significance Level	
Detected Data Not Lognormal at 5% Significance Level			
Lognormal ROS Statistics Using Imputed Non-Detects			
Mean in Original Scale	7.8036E-4	Mean in Log Scale	-7.683
SD in Original Scale	0.00101	SD in Log Scale	1.03
95% t UCL (assumes normality of ROS data)	8.3466E-4	95% Percentile Bootstrap UCL	8.3604E-4
95% BCA Bootstrap UCL	8.4083E-4	95% Bootstrap t UCL	8.3860E-4
95% H-UCL (Log ROS)	8.4049E-4		
Statistics using KM estimates on Logged Data and Assuming Lognormal Distribution			
KM Mean (logged)	-6.199	KM Geo Mean	0.00203
KM SD (logged)	0.139	95% Critical H Value (KM-Log)	1.664
KM Standard Error of Mean (logged)	0.00473	95% H-UCL (KM -Log)	0.00207
KM SD (logged)	0.139	95% Critical H Value (KM-Log)	1.664
KM Standard Error of Mean (logged)	0.00473		
DL/2 Statistics			
DL/2 Normal		**DL/2 Log-Transformed**	
Mean in Original Scale	0.00108	Mean in Log Scale	-6.882
SD in Original Scale	6.8610E-4	SD in Log Scale	0.218
95% t UCL (Assumes normality)	0.00111	95% H-Stat UCL	0.00106
DL/2 is not a recommended method, provided for comparisons and historical reasons			
Nonparametric Distribution Free UCL Statistics			
Detected Data appear Normal Distributed at 5% Significance Level			
Suggested UCL to Use			
95% KM (t) UCL	**0.0021**		

ProUCL Statistical Evaluation of m,p-Xylene in Soil (0 to 10 feet bgs)
(Data in milligrams per kilogram [mg/kg])

Defense Fuel Support Point Norwalk

15306 Norwalk Boulevard

Norwalk, California

General Statistics			
Total Number of Observations	942	Number of Distinct Observations	33
		Number of Missing Observations	19
Number of Detects	76	Number of Non-Detects	866
Number of Distinct Detects	33	Number of Distinct Non-Detects	1
Minimum Detect	0.002	Minimum Non-Detect	0.002
Maximum Detect	0.024	Maximum Non-Detect	0.002
Variance Detects	3.8900E-5	Percent Non-Detects	91.93%
Mean Detects	0.00551	SD Detects	0.00624
Median Detects	0.0027	CV Detects	1.133
Skewness Detects	1.958	Kurtosis Detects	2.305
Mean of Logged Detects	-5.592	SD of Logged Detects	0.776

Normal GOF Test on Detects Only		
Shapiro Wilk Test Statistic	0.583	**Normal GOF Test on Detected Observations Only**
5% Shapiro Wilk P Value	0	Detected Data Not Normal at 5% Significance Level
Lilliefors Test Statistic	0.346	**Lilliefors GOF Test**
5% Lilliefors Critical Value	0.102	Detected Data Not Normal at 5% Significance Level
Detected Data Not Normal at 5% Significance Level		

Kaplan-Meier (KM) Statistics using Normal Critical Values and other Nonparametric UCLs			
KM Mean	0.00228	KM Standard Error of Mean	6.5671E-5
KM SD	0.002	95% KM (BCA) UCL	0.00239
95% KM (t) UCL	0.00239	95% KM (Percentile Bootstrap) UCL	0.00239
95% KM (z) UCL	0.00239	95% KM Bootstrap t UCL	0.00243
90% KM Chebyshev UCL	0.00248	95% KM Chebyshev UCL	0.00257
97.5% KM Chebyshev UCL	0.00269	99% KM Chebyshev UCL	0.00294

Gamma GOF Tests on Detected Observations Only		
A-D Test Statistic	9.906	**Anderson-Darling GOF Test**
5% A-D Critical Value	0.771	Detected Data Not Gamma Distributed at 5% Significance Level
K-S Test Statistic	0.282	**Kolmogorov-Smirnov GOF**
5% K-S Critical Value	0.104	Detected Data Not Gamma Distributed at 5% Significance Level
Detected Data Not Gamma Distributed at 5% Significance Level		

Gamma Statistics on Detected Data Only			
k hat (MLE)	1.427	k star (bias corrected MLE)	1.379
Theta hat (MLE)	0.00386	Theta star (bias corrected MLE)	0.00399
nu hat (MLE)	216.8	nu star (bias corrected)	209.6
Mean (detects)	0.00551		

Gamma ROS Statistics using Imputed Non-Detects			
GROS may not be used when data set has > 50% NDs with many tied observations at multiple DLs			
GROS may not be used when kstar of detects is small such as <1.0, especially when the sample size is small (e.g., <15-20)			
For such situations, GROS method may yield incorrect values of UCLs and BTVs			
This is especially true when the sample size is small.			
For gamma distributed detected data, BTVs and UCLs may be computed using gamma distribution on KM estimates			
Minimum	0.002	Mean	0.00964
Maximum	0.024	Median	0.01
SD	0.00214	CV	0.223
k hat (MLE)	11.89	k star (bias corrected MLE)	11.85
Theta hat (MLE)	8.1084E-4	Theta star (bias corrected MLE)	8.1338E-4
nu hat (MLE)	22393	nu star (bias corrected)	22323
Adjusted Level of Significance (β)	0.0497		
Approximate Chi Square Value (N/A, α)	21977	Adjusted Chi Square Value (N/A, β)	21976
95% Gamma Approximate UCL (use when n>=50)	0.00979	95% Gamma Adjusted UCL (use when n<50)	0.00979

Estimates of Gamma Parameters using KM Estimates			
Mean (KM)	0.00228	SD (KM)	0.002
Variance (KM)	4.0091E-6	SE of Mean (KM)	6.5671E-5
k hat (KM)	1.3	k star (KM)	1.297

nu hat (KM)	2449	nu star (KM)	2443
theta hat (KM)	0.00176	theta star (KM)	0.00176
80% gamma percentile (KM)	0.00359	90% gamma percentile (KM)	0.00493
95% gamma percentile (KM)	0.00625	99% gamma percentile (KM)	0.00925
Gamma Kaplan-Meier (KM) Statistics			
Approximate Chi Square Value (N/A, α)	2329	Adjusted Chi Square Value (N/A, β)	2329
95% Gamma Approximate KM-UCL (use when n>=50)	0.00239	95% Gamma Adjusted KM-UCL (use when n<50)	0.00239
Lognormal GOF Test on Detected Observations Only			
Shapiro Wilk Approximate Test Statistic	0.735	**Shapiro Wilk GOF Test**	
5% Shapiro Wilk P Value	0	Detected Data Not Lognormal at 5% Significance Level	
Lilliefors Test Statistic	0.23	**Lilliefors GOF Test**	
5% Lilliefors Critical Value	0.102	Detected Data Not Lognormal at 5% Significance Level	
Detected Data Not Lognormal at 5% Significance Level			
Lognormal ROS Statistics Using Imputed Non-Detects			
Mean in Original Scale	6.3602E-4	Mean in Log Scale	-9.247
SD in Original Scale	0.0023	SD in Log Scale	1.972
95% t UCL (assumes normality of ROS data)	7.5914E-4	95% Percentile Bootstrap UCL	7.6345E-4
95% BCA Bootstrap UCL	7.7803E-4	95% Bootstrap t UCL	7.8456E-4
95% H-UCL (Log ROS)	8.1704E-4		
Statistics using KM estimates on Logged Data and Assuming Lognormal Distribution			
KM Mean (logged)	-6.164	KM Geo Mean	0.0021
KM SD (logged)	0.277	95% Critical H Value (KM-Log)	1.697
KM Standard Error of Mean (logged)	0.00908	95% H-UCL (KM -Log)	0.00222
KM SD (logged)	0.277	95% Critical H Value (KM-Log)	1.697
KM Standard Error of Mean (logged)	0.00908		
DL/2 Statistics			
DL/2 Normal		**DL/2 Log-Transformed**	
Mean in Original Scale	0.00136	Mean in Log Scale	-6.802
SD in Original Scale	0.00215	SD in Log Scale	0.42
95% t UCL (Assumes normality)	0.00148	95% H-Stat UCL	0.00124
DL/2 is not a recommended method, provided for comparisons and historical reasons			
Nonparametric Distribution Free UCL Statistics			
Data do not follow a Discernible Distribution at 5% Significance Level			
Suggested UCL to Use			
95% KM (Chebyshev) UCL	**0.00257**		

ProUCL Statistical Evaluation of Gasoline Range Organics in Soil (0 to 10 feet bgs)
(Data in milligrams per kilogram [mg/kg])

Defense Fuel Support Point Norwalk

15306 Norwalk Boulevard

Norwalk, California

General Statistics			
Total Number of Observations	942	Number of Distinct Observations	7
		Number of Missing Observations	19
Number of Detects	7	Number of Non-Detects	935
Number of Distinct Detects	6	Number of Distinct Non-Detects	1
Minimum Detect	0.61	Minimum Non-Detect	0.5
Maximum Detect	1.3	Maximum Non-Detect	0.5
Variance Detects	0.0663	Percent Non-Detects	99.26%
Mean Detects	0.767	SD Detects	0.257
Median Detects	0.65	CV Detects	0.336
Skewness Detects	1.928	Kurtosis Detects	3.407
Mean of Logged Detects	-0.304	SD of Logged Detects	0.286

Normal GOF Test on Detects Only		
Shapiro Wilk Test Statistic	0.694	**Shapiro Wilk GOF Test**
5% Shapiro Wilk Critical Value	0.803	Detected Data Not Normal at 5% Significance Level
Lilliefors Test Statistic	0.376	**Lilliefors GOF Test**
5% Lilliefors Critical Value	0.304	Detected Data Not Normal at 5% Significance Level
Detected Data Not Normal at 5% Significance Level		

Kaplan-Meier (KM) Statistics using Normal Critical Values and other Nonparametric UCLs			
KM Mean	0.502	KM Standard Error of Mean	0.00108
KM SD	0.0308	95% KM (BCA) UCL	0.504
95% KM (t) UCL	0.504	95% KM (Percentile Bootstrap) UCL	0.504
95% KM (z) UCL	0.504	95% KM Bootstrap t UCL	0.506
90% KM Chebyshev UCL	0.505	95% KM Chebyshev UCL	0.507
97.5% KM Chebyshev UCL	0.509	99% KM Chebyshev UCL	0.513

Gamma GOF Tests on Detected Observations Only		
A-D Test Statistic	1.007	**Anderson-Darling GOF Test**
5% A-D Critical Value	0.708	Detected Data Not Gamma Distributed at 5% Significance Level
K-S Test Statistic	0.382	**Kolmogorov-Smirnov GOF**
5% K-S Critical Value	0.312	Detected Data Not Gamma Distributed at 5% Significance Level
Detected Data Not Gamma Distributed at 5% Significance Level		

Gamma Statistics on Detected Data Only			
k hat (MLE)	12.97	k star (bias corrected MLE)	7.507
Theta hat (MLE)	0.0591	Theta star (bias corrected MLE)	0.102
nu hat (MLE)	181.6	nu star (bias corrected)	105.1
Mean (detects)	0.767		

Gamma ROS Statistics using Imputed Non-Detects			
GROS may not be used when data set has > 50% NDs with many tied observations at multiple DLs			
GROS may not be used when kstar of detects is small such as <1.0, especially when the sample size is small (e.g., <15-20)			
For such situations, GROS method may yield incorrect values of UCLs and BTVs			
This is especially true when the sample size is small.			
For gamma distributed detected data, BTVs and UCLs may be computed using gamma distribution on KM estimates			
Minimum	0.01	Mean	0.0184
Maximum	1.3	Median	0.01
SD	0.073	CV	3.968
k hat (MLE)	1.068	k star (bias corrected MLE)	1.066
Theta hat (MLE)	0.0172	Theta star (bias corrected MLE)	0.0173
nu hat (MLE)	2013	nu star (bias corrected)	2008
Adjusted Level of Significance (β)	0.0497		
Approximate Chi Square Value (N/A, α)	1905	Adjusted Chi Square Value (N/A, β)	1904
95% Gamma Approximate UCL (use when n>=50)	0.0194	95% Gamma Adjusted UCL (use when n<50)	0.0194

Estimates of Gamma Parameters using KM Estimates			
Mean (KM)	0.502	SD (KM)	0.0308
Variance (KM)	9.4861E-4	SE of Mean (KM)	0.00108
k hat (KM)	265.6	k star (KM)	264.8

nu hat (KM)	500468	nu star (KM)	498875
theta hat (KM)	0.00189	theta star (KM)	0.0019
80% gamma percentile (KM)	0.528	90% gamma percentile (KM)	0.542
95% gamma percentile (KM)	0.554	99% gamma percentile (KM)	0.577
Gamma Kaplan-Meier (KM) Statistics			
Approximate Chi Square Value (N/A, α)	497234	Adjusted Chi Square Value (N/A, β)	497231
95% Gamma Approximate KM-UCL (use when n>=50)	0.504	95% Gamma Adjusted KM-UCL (use when n<50)	0.504
Lognormal GOF Test on Detected Observations Only			
Shapiro Wilk Test Statistic	0.732	**Shapiro Wilk GOF Test**	
5% Shapiro Wilk Critical Value	0.803	Detected Data Not Lognormal at 5% Significance Level	
Lilliefors Test Statistic	0.366	**Lilliefors GOF Test**	
5% Lilliefors Critical Value	0.304	Detected Data Not Lognormal at 5% Significance Level	
Detected Data Not Lognormal at 5% Significance Level			
Lognormal ROS Statistics Using Imputed Non-Detects			
Mean in Original Scale	0.0552	Mean in Log Scale	-3.626
SD in Original Scale	0.0923	SD in Log Scale	1.212
95% t UCL (assumes normality of ROS data)	0.0601	95% Percentile Bootstrap UCL	0.0604
95% BCA Bootstrap UCL	0.0611	95% Bootstrap t UCL	0.0608
95% H-UCL (Log ROS)	0.0608		
Statistics using KM estimates on Logged Data and Assuming Lognormal Distribution			
KM Mean (logged)	-0.69	KM Geo Mean	0.501
KM SD (logged)	0.0405	95% Critical H Value (KM-Log)	N/A
KM Standard Error of Mean (logged)	0.00142	95% H-UCL (KM -Log)	N/A
KM SD (logged)	0.0405	95% Critical H Value (KM-Log)	N/A
KM Standard Error of Mean (logged)	0.00142		
DL/2 Statistics			
DL/2 Normal		**DL/2 Log-Transformed**	
Mean in Original Scale	0.254	Mean in Log Scale	-1.378
SD in Original Scale	0.049	SD in Log Scale	0.0958
95% t UCL (Assumes normality)	0.256	95% H-Stat UCL	N/A
DL/2 is not a recommended method, provided for comparisons and historical reasons			
Nonparametric Distribution Free UCL Statistics			
Data do not follow a Discernible Distribution at 5% Significance Level			
Suggested UCL to Use			
95% KM (t) UCL	0.504	KM H-UCL	N/A
95% KM (BCA) UCL	0.504		

APPENDIX D

Baseline- and Post-Use Soil Treatment Cell Analytical Results

9765 Eton Avenue
Chatsworth
California 91311
Tel: (818) 998-5547
Fax: (818) 998-7258

May 12, 2016

Neil Irish

The Source Group, Inc. (SH)

1962 Freeman Ave.

Signal Hill, CA 90755

Re : DFSP Norwalk Soil Remediation / 04-NDLA-007

A5331756 / 6D20008

Enclosed is an analytical report for the above-referenced project. The samples included in this report were received on 04/20/16 16:48 and analyzed in accordance with the attached chain-of-custody.

Unless otherwise noted, all analytical testing was accomplished in accordance with the guidelines established in our Quality Assurance Program Manual, applicable standard operating procedures, and other related documentation. The results in this analytical report are limited to the samples tested and any reproduction thereof must be made in its entirety.

If you have any questions regarding this report or require additional information please call me at American Analytics.

Sincerely,

Viorel Vasile

Operations Manager

LABORATORY ANALYSIS RESULTS

Client: The Source Group, Inc. (SH)
Project No: 04-NDLA-007
Project Name: DFSP Norwalk Soil Remediation

AA Project No: A5331756
Date Received: 04/20/16
Date Reported: 05/12/16

Sample ID	Laboratory ID	Matrix	TAT	Date Sampled	Date Received
8260B/5035 +OXY+TPHG					
SB00214	6D20008-01	Soil	5	04/19/16 00:00	04/20/16 16:48
SB00215	6D20008-02	Soil	5	04/19/16 00:00	04/20/16 16:48
SB00216	6D20008-03	Soil	5	04/19/16 00:00	04/20/16 16:48
SB00217	6D20008-04	Soil	5	04/19/16 00:00	04/20/16 16:48
SB00218	6D20008-05	Soil	5	04/19/16 00:00	04/20/16 16:48
SB00219	6D20008-06	Soil	5	04/19/16 00:00	04/20/16 16:48
SB00220	6D20008-07	Soil	5	04/19/16 00:00	04/20/16 16:48
SB00221	6D20008-08	Soil	5	04/19/16 00:00	04/20/16 16:48
SB00222	6D20008-09	Soil	5	04/19/16 00:00	04/20/16 16:48
SB00223	6D20008-10	Soil	5	04/19/16 00:00	04/20/16 16:48
SB00224	6D20008-11	Soil	5	04/19/16 00:00	04/20/16 16:48
SB00225	6D20008-12	Soil	5	04/19/16 00:00	04/20/16 16:48
SB00226	6D20008-13	Soil	5	04/19/16 00:00	04/20/16 16:48
SB00227	6D20008-14	Soil	5	04/19/16 00:00	04/20/16 16:48
SB00228	6D20008-15	Soil	5	04/19/16 00:00	04/20/16 16:48
SB00229	6D20008-16	Soil	5	04/19/16 00:00	04/20/16 16:48
SB00230	6D20008-17	Soil	5	04/19/16 00:00	04/20/16 16:48
SB00231	6D20008-18	Soil	5	04/19/16 00:00	04/20/16 16:48
SB00232	6D20008-19	Soil	5	04/19/16 00:00	04/20/16 16:48

Viorel Vasile
Operations Manager

LABORATORY ANALYSIS RESULTS

Client: The Source Group, Inc. (SH)
Project No: 04-NDLA-007
Project Name: DFSP Norwalk Soil Remediation

AA Project No: A5331756
Date Received: 04/20/16
Date Reported: 05/12/16

Sample ID	Laboratory ID	Matrix	TAT	Date Sampled	Date Received
SB00233	6D20008-20	Soil	5	04/19/16 00:00	04/20/16 16:48
SB00234	6D20008-21	Soil	5	04/19/16 00:00	04/20/16 16:48
SB00235	6D20008-22	Soil	5	04/19/16 00:00	04/20/16 16:48
SB00236	6D20008-23	Soil	5	04/19/16 00:00	04/20/16 16:48
SB00237	6D20008-24	Soil	5	04/19/16 00:00	04/20/16 16:48
SB00238	6D20008-25	Soil	5	04/19/16 00:00	04/20/16 16:48
SB00239	6D20008-26	Soil	5	04/19/16 00:00	04/20/16 16:48
SB00240	6D20008-27	Soil	5	04/19/16 00:00	04/20/16 16:48
SB00241	6D20008-28	Soil	5	04/19/16 00:00	04/20/16 16:48
SB00242	6D20008-29	Soil	5	04/19/16 00:00	04/20/16 16:48
SB00243	6D20008-30	Soil	5	04/19/16 00:00	04/20/16 16:48
SB00244	6D20008-31	Soil	5	04/19/16 00:00	04/20/16 16:48
SB00245	6D20008-32	Soil	5	04/19/16 00:00	04/20/16 16:48
SB00246	6D20008-33	Soil	5	04/19/16 00:00	04/20/16 16:48
SB00247	6D20008-34	Soil	5	04/19/16 00:00	04/20/16 16:48
SB00248	6D20008-35	Soil	5	04/19/16 00:00	04/20/16 16:48
SB00249	6D20008-36	Soil	5	04/19/16 00:00	04/20/16 16:48
SB00250	6D20008-37	Soil	5	04/19/16 00:00	04/20/16 16:48
SB00251	6D20008-38	Soil	5	04/19/16 00:00	04/20/16 16:48
SB00252	6D20008-39	Soil	5	04/19/16 00:00	04/20/16 16:48

Viorel Vasile
Operations Manager

LABORATORY ANALYSIS RESULTS

Client: The Source Group, Inc. (SH)
Project No: 04-NDLA-007
Project Name: DFSP Norwalk Soil Remediation

AA Project No: A5331756
Date Received: 04/20/16
Date Reported: 05/12/16

Sample ID	Laboratory ID	Matrix	TAT	Date Sampled	Date Received
SB00253	6D20008-40	Soil	5	04/19/16 00:00	04/20/16 16:48
SB00254	6D20008-41	Soil	5	04/19/16 00:00	04/20/16 16:48
SB00255	6D20008-42	Soil	5	04/19/16 00:00	04/20/16 16:48
Carbon Chain Custom					
SB00214	6D20008-01	Soil	5	04/19/16 00:00	04/20/16 16:48
SB00215	6D20008-02	Soil	5	04/19/16 00:00	04/20/16 16:48
SB00216	6D20008-03	Soil	5	04/19/16 00:00	04/20/16 16:48
SB00217	6D20008-04	Soil	5	04/19/16 00:00	04/20/16 16:48
SB00218	6D20008-05	Soil	5	04/19/16 00:00	04/20/16 16:48
SB00219	6D20008-06	Soil	5	04/19/16 00:00	04/20/16 16:48
SB00220	6D20008-07	Soil	5	04/19/16 00:00	04/20/16 16:48
SB00221	6D20008-08	Soil	5	04/19/16 00:00	04/20/16 16:48
SB00222	6D20008-09	Soil	5	04/19/16 00:00	04/20/16 16:48
SB00223	6D20008-10	Soil	5	04/19/16 00:00	04/20/16 16:48
SB00224	6D20008-11	Soil	5	04/19/16 00:00	04/20/16 16:48
SB00225	6D20008-12	Soil	5	04/19/16 00:00	04/20/16 16:48
SB00226	6D20008-13	Soil	5	04/19/16 00:00	04/20/16 16:48
SB00227	6D20008-14	Soil	5	04/19/16 00:00	04/20/16 16:48
SB00228	6D20008-15	Soil	5	04/19/16 00:00	04/20/16 16:48
SB00229	6D20008-16	Soil	5	04/19/16 00:00	04/20/16 16:48

Viorel Vasile
Operations Manager

LABORATORY ANALYSIS RESULTS

Client: The Source Group, Inc. (SH)
Project No: 04-NDLA-007
Project Name: DFSP Norwalk Soil Remediation

AA Project No: A5331756
Date Received: 04/20/16
Date Reported: 05/12/16

Sample ID	Laboratory ID	Matrix	TAT	Date Sampled	Date Received
SB00230	6D20008-17	Soil	5	04/19/16 00:00	04/20/16 16:48
SB00231	6D20008-18	Soil	5	04/19/16 00:00	04/20/16 16:48
SB00232	6D20008-19	Soil	5	04/19/16 00:00	04/20/16 16:48
SB00233	6D20008-20	Soil	5	04/19/16 00:00	04/20/16 16:48
SB00234	6D20008-21	Soil	5	04/19/16 00:00	04/20/16 16:48
SB00235	6D20008-22	Soil	5	04/19/16 00:00	04/20/16 16:48
SB00236	6D20008-23	Soil	5	04/19/16 00:00	04/20/16 16:48
SB00237	6D20008-24	Soil	5	04/19/16 00:00	04/20/16 16:48
SB00238	6D20008-25	Soil	5	04/19/16 00:00	04/20/16 16:48
SB00239	6D20008-26	Soil	5	04/19/16 00:00	04/20/16 16:48
SB00240	6D20008-27	Soil	5	04/19/16 00:00	04/20/16 16:48
SB00241	6D20008-28	Soil	5	04/19/16 00:00	04/20/16 16:48
SB00242	6D20008-29	Soil	5	04/19/16 00:00	04/20/16 16:48
SB00243	6D20008-30	Soil	5	04/19/16 00:00	04/20/16 16:48
SB00244	6D20008-31	Soil	5	04/19/16 00:00	04/20/16 16:48
SB00245	6D20008-32	Soil	5	04/19/16 00:00	04/20/16 16:48
SB00246	6D20008-33	Soil	5	04/19/16 00:00	04/20/16 16:48
SB00247	6D20008-34	Soil	5	04/19/16 00:00	04/20/16 16:48
SB00248	6D20008-35	Soil	5	04/19/16 00:00	04/20/16 16:48
SB00249	6D20008-36	Soil	5	04/19/16 00:00	04/20/16 16:48

Viorel Vasile
Operations Manager

LABORATORY ANALYSIS RESULTS

Client: The Source Group, Inc. (SH)
Project No: 04-NDLA-007
Project Name: DFSP Norwalk Soil Remediation

AA Project No: A5331756
Date Received: 04/20/16
Date Reported: 05/12/16

Sample ID	Laboratory ID	Matrix	TAT	Date Sampled	Date Received
SB00250	6D20008-37	Soil	5	04/19/16 00:00	04/20/16 16:48
SB00251	6D20008-38	Soil	5	04/19/16 00:00	04/20/16 16:48
SB00252	6D20008-39	Soil	5	04/19/16 00:00	04/20/16 16:48
SB00253	6D20008-40	Soil	5	04/19/16 00:00	04/20/16 16:48
SB00254	6D20008-41	Soil	5	04/19/16 00:00	04/20/16 16:48
SB00255	6D20008-42	Soil	5	04/19/16 00:00	04/20/16 16:48

Viorel Vasile
Operations Manager

LABORATORY ANALYSIS RESULTS

Client: The Source Group, Inc. (SH)
Project No: 04-NDLA-007
Project Name: DFSP Norwalk Soil Remediation
Method: VOCs, OXY & TPHG by GC/MS EPA 5035

AA Project No: A5331756
Date Received: 04/20/16
Date Reported: 05/12/16
Units: mg/kg

Date Sampled:	04/19/16	04/19/16	04/19/16	04/19/16	
Date Prepared:	04/22/16	04/22/16	04/22/16	04/22/16	
Date Analyzed:	04/22/16	04/22/16	04/22/16	04/22/16	
AA ID No:	6D20008-01	6D20008-02	6D20008-03	6D20008-04	
Client ID No:	SB00214	SB00215	SB00216	SB00217	
Matrix:	Soil	Soil	Soil	Soil	
Dilution Factor:	1	1	1	1	MRL
8260B/5035 +OXY+TPHG (EPA 8260B/5035)					
Acetone	**0.087**	<0.050	<0.050	<0.050	0.050
tert-Amyl Methyl Ether (TAME)	<0.0050	<0.0050	<0.0050	<0.0050	0.0050
Benzene	<0.010	<0.010	<0.010	<0.010	0.010
Bromobenzene	<0.0050	<0.0050	<0.0050	<0.0050	0.0050
Bromochloromethane	<0.0050	<0.0050	<0.0050	<0.0050	0.0050
Bromodichloromethane	<0.0050	<0.0050	<0.0050	<0.0050	0.0050
Bromoform	<0.0050	<0.0050	<0.0050	<0.0050	0.0050
Bromomethane	<0.0050	<0.0050	<0.0050	<0.0050	0.0050
2-Butanone (MEK)	<0.050	<0.050	<0.050	<0.050	0.050
tert-Butyl alcohol (TBA)	<0.020	<0.020	<0.020	<0.020	0.020
sec-Butylbenzene	<0.0050	<0.0050	<0.0050	<0.0050	0.0050
tert-Butylbenzene	<0.0050	<0.0050	<0.0050	<0.0050	0.0050
n-Butylbenzene	<0.0050	<0.0050	<0.0050	<0.0050	0.0050
Carbon Disulfide	<0.0050	<0.0050	<0.0050	<0.0050	0.0050
Carbon Tetrachloride	<0.0050	<0.0050	<0.0050	<0.0050	0.0050
Chlorobenzene	<0.0050	<0.0050	<0.0050	<0.0050	0.0050
Chloroethane	<0.0050	<0.0050	<0.0050	<0.0050	0.0050
Chloroform	<0.0050	<0.0050	<0.0050	<0.0050	0.0050
Chloromethane	<0.0050	<0.0050	<0.0050	<0.0050	0.0050
2-Chlorotoluene	<0.0050	<0.0050	<0.0050	<0.0050	0.0050
4-Chlorotoluene	<0.0050	<0.0050	<0.0050	<0.0050	0.0050
1,2-Dibromo-3-chloropropane	<0.010	<0.010	<0.010	<0.010	0.010
Dibromochloromethane	<0.0050	<0.0050	<0.0050	<0.0050	0.0050
1,2-Dibromoethane (EDB)	<0.0050	<0.0050	<0.0050	<0.0050	0.0050
Dibromomethane	<0.0050	<0.0050	<0.0050	<0.0050	0.0050
1,4-Dichlorobenzene	<0.0050	<0.0050	<0.0050	<0.0050	0.0050
1,3-Dichlorobenzene	<0.0050	<0.0050	<0.0050	<0.0050	0.0050

Viorel Vasile
Operations Manager

LABORATORY ANALYSIS RESULTS

Client: The Source Group, Inc. (SH)
Project No: 04-NDLA-007
Project Name: DFSP Norwalk Soil Remediation
Method: VOCs, OXY & TPHG by GC/MS EPA 5035

AA Project No: A5331756
Date Received: 04/20/16
Date Reported: 05/12/16
Units: mg/kg

Date Sampled:	04/19/16	04/19/16	04/19/16	04/19/16	
Date Prepared:	04/22/16	04/22/16	04/22/16	04/22/16	
Date Analyzed:	04/22/16	04/22/16	04/22/16	04/22/16	
AA ID No:	6D20008-01	6D20008-02	6D20008-03	6D20008-04	
Client ID No:	SB00214	SB00215	SB00216	SB00217	
Matrix:	Soil	Soil	Soil	Soil	
Dilution Factor:	1	1	1	1	MRL
8260B/5035 +OXY+TPHG (EPA 8260B/5035) (continued)					
1,2-Dichlorobenzene	<0.0050	<0.0050	<0.0050	<0.0050	0.0050
Dichlorodifluoromethane (R12)	<0.0050	<0.0050	<0.0050	<0.0050	0.0050
1,1-Dichloroethane	<0.0050	<0.0050	<0.0050	<0.0050	0.0050
1,2-Dichloroethane (EDC)	<0.0050	<0.0050	<0.0050	<0.0050	0.0050
trans-1,2-Dichloroethylene	<0.0050	<0.0050	<0.0050	<0.0050	0.0050
cis-1,2-Dichloroethylene	<0.0050	<0.0050	<0.0050	<0.0050	0.0050
1,1-Dichloroethylene	<0.0050	<0.0050	<0.0050	<0.0050	0.0050
2,2-Dichloropropane	<0.0050	<0.0050	<0.0050	<0.0050	0.0050
1,3-Dichloropropane	<0.0050	<0.0050	<0.0050	<0.0050	0.0050
1,2-Dichloropropane	<0.0050	<0.0050	<0.0050	<0.0050	0.0050
trans-1,3-Dichloropropylene	<0.0050	<0.0050	<0.0050	<0.0050	0.0050
1,1-Dichloropropylene	<0.0050	<0.0050	<0.0050	<0.0050	0.0050
cis-1,3-Dichloropropylene	<0.0050	<0.0050	<0.0050	<0.0050	0.0050
Diisopropyl ether (DIPE)	<0.0050	<0.0050	<0.0050	<0.0050	0.0050
Ethylbenzene	<0.0020	<0.0020	<0.0020	<0.0020	0.0020
Ethyl-tert-Butyl Ether (ETBE)	<0.0050	<0.0050	<0.0050	<0.0050	0.0050
Gasoline Range Organics (GRO)	<0.50	<0.50	<0.50	<0.50	0.50
Hexachlorobutadiene	<0.010	<0.010	<0.010	<0.010	0.010
2-Hexanone (MBK)	<0.050	<0.050	<0.050	<0.050	0.050
Isopropylbenzene	<0.0050	<0.0050	<0.0050	<0.0050	0.0050
4-Isopropyltoluene	<0.0050	<0.0050	<0.0050	<0.0050	0.0050
Methyl-tert-Butyl Ether (MTBE)	<0.0050	<0.0050	<0.0050	<0.0050	0.0050
Methylene Chloride	<0.050	<0.050	<0.050	<0.050	0.050
4-Methyl-2-pentanone (MIBK)	<0.050	<0.050	<0.050	<0.050	0.050
Naphthalene	<0.010	<0.010	<0.010	<0.010	0.010
n-Propylbenzene	<0.0050	<0.0050	<0.0050	<0.0050	0.0050

Viorel Vasile
Operations Manager

LABORATORY ANALYSIS RESULTS

Client: The Source Group, Inc. (SH)
Project No: 04-NDLA-007
Project Name: DFSP Norwalk Soil Remediation
Method: VOCs, OXY & TPHG by GC/MS EPA 5035

AA Project No: A5331756
Date Received: 04/20/16
Date Reported: 05/12/16
Units: mg/kg

Date Sampled:	04/19/16	04/19/16	04/19/16	04/19/16	
Date Prepared:	04/22/16	04/22/16	04/22/16	04/22/16	
Date Analyzed:	04/22/16	04/22/16	04/22/16	04/22/16	
AA ID No:	6D20008-01	6D20008-02	6D20008-03	6D20008-04	
Client ID No:	SB00214	SB00215	SB00216	SB00217	
Matrix:	Soil	Soil	Soil	Soil	
Dilution Factor:	1	1	1	1	MRL
8260B/5035 +OXY+TPHG (EPA 8260B/5035) (continued)					
Styrene	<0.0050	<0.0050	<0.0050	<0.0050	0.0050
1,1,1,2-Tetrachloroethane	<0.0050	<0.0050	<0.0050	<0.0050	0.0050
1,1,2,2-Tetrachloroethane	<0.0050	<0.0050	<0.0050	<0.0050	0.0050
Tetrachloroethylene (PCE)	<0.0050	<0.0050	<0.0050	<0.0050	0.0050
Toluene	<0.0020	**0.0051**	**0.0025**	<0.0020	0.0020
1,2,4-Trichlorobenzene	<0.0050	<0.0050	<0.0050	<0.0050	0.0050
1,2,3-Trichlorobenzene	<0.0050	<0.0050	<0.0050	<0.0050	0.0050
1,1,2-Trichloroethane	<0.0050	<0.0050	<0.0050	<0.0050	0.0050
1,1,1-Trichloroethane	<0.0050	<0.0050	<0.0050	<0.0050	0.0050
Trichloroethylene (TCE)	<0.0050	<0.0050	<0.0050	<0.0050	0.0050
Trichlorofluoromethane (R11)	<0.0050	<0.0050	<0.0050	<0.0050	0.0050
1,2,3-Trichloropropane	<0.0050	<0.0050	<0.0050	<0.0050	0.0050
1,1,2-Trichloro-1,2,2-trifluoroethane (R113)	<0.0050	<0.0050	<0.0050	<0.0050	0.0050
1,3,5-Trimethylbenzene	<0.0050	<0.0050	<0.0050	<0.0050	0.0050
1,2,4-Trimethylbenzene	<0.0050	<0.0050	<0.0050	<0.0050	0.0050
Vinyl chloride	<0.0050	<0.0050	<0.0050	<0.0050	0.0050
o-Xylene	<0.0020	<0.0020	<0.0020	<0.0020	0.0020
m,p-Xylenes	<0.0020	<0.0020	<0.0020	<0.0020	0.0020
Surrogates					**%REC Limits**
4-Bromofluorobenzene	130%	114%	125%	136%	70-140
Dibromofluoromethane	117%	117%	112%	120%	70-140
Toluene-d8	108%	104%	108%	121%	70-140

Viorel Vasile
Operations Manager

LABORATORY ANALYSIS RESULTS

Client: The Source Group, Inc. (SH)
Project No: 04-NDLA-007
Project Name: DFSP Norwalk Soil Remediation
Method: VOCs, OXY & TPHG by GC/MS EPA 5035

AA Project No: A5331756
Date Received: 04/20/16
Date Reported: 05/12/16
Units: mg/kg

Date Sampled:	04/19/16	04/19/16	04/19/16	04/19/16	
Date Prepared:	04/22/16	04/22/16	04/22/16	04/22/16	
Date Analyzed:	04/22/16	04/22/16	04/22/16	04/22/16	
AA ID No:	6D20008-05	6D20008-06	6D20008-07	6D20008-08	
Client ID No:	SB00218	SB00219	SB00220	SB00221	
Matrix:	Soil	Soil	Soil	Soil	
Dilution Factor:	1	1	1	1	MRL
8260B/5035 +OXY+TPHG (EPA 8260B/5035)					
Acetone	<0.050	**0.066**	<0.050	<0.050	0.050
tert-Amyl Methyl Ether (TAME)	<0.0050	<0.0050	<0.0050	<0.0050	0.0050
Benzene	<0.010	<0.010	<0.010	<0.010	0.010
Bromobenzene	<0.0050	<0.0050	<0.0050	<0.0050	0.0050
Bromochloromethane	<0.0050	<0.0050	<0.0050	<0.0050	0.0050
Bromodichloromethane	<0.0050	<0.0050	<0.0050	<0.0050	0.0050
Bromoform	<0.0050	<0.0050	<0.0050	<0.0050	0.0050
Bromomethane	<0.0050	<0.0050	<0.0050	<0.0050	0.0050
2-Butanone (MEK)	<0.050	<0.050	<0.050	<0.050	0.050
tert-Butyl alcohol (TBA)	<0.020	<0.020	<0.020	<0.020	0.020
sec-Butylbenzene	<0.0050	<0.0050	<0.0050	<0.0050	0.0050
tert-Butylbenzene	<0.0050	<0.0050	<0.0050	<0.0050	0.0050
n-Butylbenzene	<0.0050	<0.0050	<0.0050	<0.0050	0.0050
Carbon Disulfide	<0.0050	<0.0050	<0.0050	<0.0050	0.0050
Carbon Tetrachloride	<0.0050	<0.0050	<0.0050	<0.0050	0.0050
Chlorobenzene	<0.0050	<0.0050	<0.0050	<0.0050	0.0050
Chloroethane	<0.0050	<0.0050	<0.0050	<0.0050	0.0050
Chloroform	<0.0050	<0.0050	<0.0050	<0.0050	0.0050
Chloromethane	<0.0050	<0.0050	<0.0050	<0.0050	0.0050
2-Chlorotoluene	<0.0050	<0.0050	<0.0050	<0.0050	0.0050
4-Chlorotoluene	<0.0050	<0.0050	<0.0050	<0.0050	0.0050
1,2-Dibromo-3-chloropropane	<0.010	<0.010	<0.010	<0.010	0.010
Dibromochloromethane	<0.0050	<0.0050	<0.0050	<0.0050	0.0050
1,2-Dibromoethane (EDB)	<0.0050	<0.0050	<0.0050	<0.0050	0.0050
Dibromomethane	<0.0050	<0.0050	<0.0050	<0.0050	0.0050
1,4-Dichlorobenzene	<0.0050	<0.0050	<0.0050	<0.0050	0.0050
1,3-Dichlorobenzene	<0.0050	<0.0050	<0.0050	<0.0050	0.0050

Viorel Vasile
Operations Manager

LABORATORY ANALYSIS RESULTS

Client: The Source Group, Inc. (SH)
Project No: 04-NDLA-007
Project Name: DFSP Norwalk Soil Remediation
Method: VOCs, OXY & TPHG by GC/MS EPA 5035

AA Project No: A5331756
Date Received: 04/20/16
Date Reported: 05/12/16
Units: mg/kg

Date Sampled:	04/19/16	04/19/16	04/19/16	04/19/16	
Date Prepared:	04/22/16	04/22/16	04/22/16	04/22/16	
Date Analyzed:	04/22/16	04/22/16	04/22/16	04/22/16	
AA ID No:	6D20008-05	6D20008-06	6D20008-07	6D20008-08	
Client ID No:	SB00218	SB00219	SB00220	SB00221	
Matrix:	Soil	Soil	Soil	Soil	
Dilution Factor:	1	1	1	1	MRL
8260B/5035 +OXY+TPHG (EPA 8260B/5035) (continued)					
1,2-Dichlorobenzene	<0.0050	<0.0050	<0.0050	<0.0050	0.0050
Dichlorodifluoromethane (R12)	<0.0050	<0.0050	<0.0050	<0.0050	0.0050
1,1-Dichloroethane	<0.0050	<0.0050	<0.0050	<0.0050	0.0050
1,2-Dichloroethane (EDC)	<0.0050	<0.0050	<0.0050	<0.0050	0.0050
trans-1,2-Dichloroethylene	<0.0050	<0.0050	<0.0050	<0.0050	0.0050
cis-1,2-Dichloroethylene	<0.0050	<0.0050	<0.0050	<0.0050	0.0050
1,1-Dichloroethylene	<0.0050	<0.0050	<0.0050	<0.0050	0.0050
2,2-Dichloropropane	<0.0050	<0.0050	<0.0050	<0.0050	0.0050
1,3-Dichloropropane	<0.0050	<0.0050	<0.0050	<0.0050	0.0050
1,2-Dichloropropane	<0.0050	<0.0050	<0.0050	<0.0050	0.0050
trans-1,3-Dichloropropylene	<0.0050	<0.0050	<0.0050	<0.0050	0.0050
1,1-Dichloropropylene	<0.0050	<0.0050	<0.0050	<0.0050	0.0050
cis-1,3-Dichloropropylene	<0.0050	<0.0050	<0.0050	<0.0050	0.0050
Diisopropyl ether (DIPE)	<0.0050	<0.0050	<0.0050	<0.0050	0.0050
Ethylbenzene	<0.0020	<0.0020	<0.0020	<0.0020	0.0020
Ethyl-tert-Butyl Ether (ETBE)	<0.0050	<0.0050	<0.0050	<0.0050	0.0050
Gasoline Range Organics (GRO)	<0.50	<0.50	<0.50	<0.50	0.50
Hexachlorobutadiene	<0.010	<0.010	<0.010	<0.010	0.010
2-Hexanone (MBK)	<0.050	<0.050	<0.050	<0.050	0.050
Isopropylbenzene	<0.0050	<0.0050	<0.0050	<0.0050	0.0050
4-Isopropyltoluene	<0.0050	<0.0050	<0.0050	<0.0050	0.0050
Methyl-tert-Butyl Ether (MTBE)	<0.0050	<0.0050	<0.0050	<0.0050	0.0050
Methylene Chloride	<0.050	<0.050	<0.050	<0.050	0.050
4-Methyl-2-pentanone (MIBK)	<0.050	<0.050	<0.050	<0.050	0.050
Naphthalene	<0.010	<0.010	<0.010	<0.010	0.010
n-Propylbenzene	<0.0050	<0.0050	<0.0050	<0.0050	0.0050

Viorel Vasile
Operations Manager

LABORATORY ANALYSIS RESULTS

Client: The Source Group, Inc. (SH)
Project No: 04-NDLA-007
Project Name: DFSP Norwalk Soil Remediation
Method: VOCs, OXY & TPHG by GC/MS EPA 5035

AA Project No: A5331756
Date Received: 04/20/16
Date Reported: 05/12/16
Units: mg/kg

Date Sampled:	04/19/16	04/19/16	04/19/16	04/19/16	
Date Prepared:	04/22/16	04/22/16	04/22/16	04/22/16	
Date Analyzed:	04/22/16	04/22/16	04/22/16	04/22/16	
AA ID No:	6D20008-05	6D20008-06	6D20008-07	6D20008-08	
Client ID No:	SB00218	SB00219	SB00220	SB00221	
Matrix:	Soil	Soil	Soil	Soil	
Dilution Factor:	1	1	1	1	MRL
8260B/5035 +OXY+TPHG (EPA 8260B/5035) (continued)					
Styrene	<0.0050	<0.0050	<0.0050	<0.0050	0.0050
1,1,1,2-Tetrachloroethane	<0.0050	<0.0050	<0.0050	<0.0050	0.0050
1,1,2,2-Tetrachloroethane	<0.0050	<0.0050	<0.0050	<0.0050	0.0050
Tetrachloroethylene (PCE)	<0.0050	<0.0050	<0.0050	<0.0050	0.0050
Toluene	<0.0020	<0.0020	<0.0020	<0.0020	0.0020
1,2,4-Trichlorobenzene	<0.0050	<0.0050	<0.0050	<0.0050	0.0050
1,2,3-Trichlorobenzene	<0.0050	<0.0050	<0.0050	<0.0050	0.0050
1,1,2-Trichloroethane	<0.0050	<0.0050	<0.0050	<0.0050	0.0050
1,1,1-Trichloroethane	<0.0050	<0.0050	<0.0050	<0.0050	0.0050
Trichloroethylene (TCE)	<0.0050	<0.0050	<0.0050	<0.0050	0.0050
Trichlorofluoromethane (R11)	<0.0050	<0.0050	<0.0050	<0.0050	0.0050
1,2,3-Trichloropropane	<0.0050	<0.0050	<0.0050	<0.0050	0.0050
1,1,2-Trichloro-1,2,2-trifluoroethane (R113)	<0.0050	<0.0050	<0.0050	<0.0050	0.0050
1,3,5-Trimethylbenzene	<0.0050	<0.0050	<0.0050	<0.0050	0.0050
1,2,4-Trimethylbenzene	<0.0050	<0.0050	<0.0050	<0.0050	0.0050
Vinyl chloride	<0.0050	<0.0050	<0.0050	<0.0050	0.0050
o-Xylene	<0.0020	<0.0020	<0.0020	<0.0020	0.0020
m,p-Xylenes	<0.0020	<0.0020	<0.0020	<0.0020	0.0020
Surrogates					**%REC Limits**
4-Bromofluorobenzene	139%	142% [2]	139%	130%	70-140
Dibromofluoromethane	115%	111%	117%	118%	70-140
Toluene-d8	113%	121%	113%	111%	70-140

Viorel Vasile
Operations Manager

LABORATORY ANALYSIS RESULTS

Client: The Source Group, Inc. (SH)
Project No: 04-NDLA-007
Project Name: DFSP Norwalk Soil Remediation
Method: VOCs, OXY & TPHG by GC/MS EPA 5035

AA Project No: A5331756
Date Received: 04/20/16
Date Reported: 05/12/16
Units: mg/kg

Date Sampled:	04/19/16	04/19/16	04/19/16	04/19/16	
Date Prepared:	04/22/16	04/22/16	04/22/16	04/26/16	
Date Analyzed:	04/22/16	04/22/16	04/23/16	04/26/16	
AA ID No:	6D20008-09	6D20008-10	6D20008-11	6D20008-12	
Client ID No:	SB00222	SB00223	SB00224	SB00225	
Matrix:	Soil	Soil	Soil	Soil	
Dilution Factor:	1	1	1	1	MRL
8260B/5035 +OXY+TPHG (EPA 8260B/5035)					
Acetone	**0.066**	**0.062**	<0.050	**0.061**	0.050
tert-Amyl Methyl Ether (TAME)	<0.0050	<0.0050	<0.0050	<0.0050	0.0050
Benzene	<0.010	<0.010	<0.010	<0.010	0.010
Bromobenzene	<0.0050	<0.0050	<0.0050	<0.0050	0.0050
Bromochloromethane	<0.0050	<0.0050	<0.0050	<0.0050	0.0050
Bromodichloromethane	<0.0050	<0.0050	<0.0050	<0.0050	0.0050
Bromoform	<0.0050	<0.0050	<0.0050	<0.0050	0.0050
Bromomethane	<0.0050	<0.0050	<0.0050	<0.0050	0.0050
2-Butanone (MEK)	<0.050	<0.050	<0.050	<0.050	0.050
tert-Butyl alcohol (TBA)	<0.020	<0.020	<0.020	<0.020	0.020
sec-Butylbenzene	<0.0050	<0.0050	<0.0050	<0.0050	0.0050
tert-Butylbenzene	<0.0050	<0.0050	<0.0050	<0.0050	0.0050
n-Butylbenzene	<0.0050	<0.0050	<0.0050	<0.0050	0.0050
Carbon Disulfide	<0.0050	<0.0050	<0.0050	<0.0050	0.0050
Carbon Tetrachloride	<0.0050	<0.0050	<0.0050	<0.0050	0.0050
Chlorobenzene	<0.0050	<0.0050	<0.0050	<0.0050	0.0050
Chloroethane	<0.0050	<0.0050	<0.0050	<0.0050	0.0050
Chloroform	<0.0050	<0.0050	<0.0050	<0.0050	0.0050
Chloromethane	<0.0050	<0.0050	<0.0050	<0.0050	0.0050
2-Chlorotoluene	<0.0050	<0.0050	<0.0050	<0.0050	0.0050
4-Chlorotoluene	<0.0050	<0.0050	<0.0050	<0.0050	0.0050
1,2-Dibromo-3-chloropropane	<0.010	<0.010	<0.010	<0.010	0.010
Dibromochloromethane	<0.0050	<0.0050	<0.0050	<0.0050	0.0050
1,2-Dibromoethane (EDB)	<0.0050	<0.0050	<0.0050	<0.0050	0.0050
Dibromomethane	<0.0050	<0.0050	<0.0050	<0.0050	0.0050
1,4-Dichlorobenzene	<0.0050	<0.0050	<0.0050	<0.0050	0.0050
1,3-Dichlorobenzene	<0.0050	<0.0050	<0.0050	<0.0050	0.0050

Viorel Vasile
Operations Manager

LABORATORY ANALYSIS RESULTS

Client: The Source Group, Inc. (SH)
Project No: 04-NDLA-007
Project Name: DFSP Norwalk Soil Remediation
Method: VOCs, OXY & TPHG by GC/MS EPA 5035

AA Project No: A5331756
Date Received: 04/20/16
Date Reported: 05/12/16
Units: mg/kg

Date Sampled:	04/19/16	04/19/16	04/19/16	04/19/16	
Date Prepared:	04/22/16	04/22/16	04/22/16	04/26/16	
Date Analyzed:	04/22/16	04/22/16	04/23/16	04/26/16	
AA ID No:	6D20008-09	6D20008-10	6D20008-11	6D20008-12	
Client ID No:	SB00222	SB00223	SB00224	SB00225	
Matrix:	Soil	Soil	Soil	Soil	
Dilution Factor:	1	1	1	1	MRL
8260B/5035 +OXY+TPHG (EPA 8260B/5035) (continued)					
1,2-Dichlorobenzene	<0.0050	<0.0050	<0.0050	<0.0050	0.0050
Dichlorodifluoromethane (R12)	<0.0050	<0.0050	<0.0050	<0.0050	0.0050
1,1-Dichloroethane	<0.0050	<0.0050	<0.0050	<0.0050	0.0050
1,2-Dichloroethane (EDC)	<0.0050	<0.0050	<0.0050	<0.0050	0.0050
trans-1,2-Dichloroethylene	<0.0050	<0.0050	<0.0050	<0.0050	0.0050
cis-1,2-Dichloroethylene	<0.0050	<0.0050	<0.0050	<0.0050	0.0050
1,1-Dichloroethylene	<0.0050	<0.0050	<0.0050	<0.0050	0.0050
2,2-Dichloropropane	<0.0050	<0.0050	<0.0050	<0.0050	0.0050
1,3-Dichloropropane	<0.0050	<0.0050	<0.0050	<0.0050	0.0050
1,2-Dichloropropane	<0.0050	<0.0050	<0.0050	<0.0050	0.0050
trans-1,3-Dichloropropylene	<0.0050	<0.0050	<0.0050	<0.0050	0.0050
1,1-Dichloropropylene	<0.0050	<0.0050	<0.0050	<0.0050	0.0050
cis-1,3-Dichloropropylene	<0.0050	<0.0050	<0.0050	<0.0050	0.0050
Diisopropyl ether (DIPE)	<0.0050	<0.0050	<0.0050	<0.0050	0.0050
Ethylbenzene	<0.0020	<0.0020	<0.0020	<0.0020	0.0020
Ethyl-tert-Butyl Ether (ETBE)	<0.0050	<0.0050	<0.0050	<0.0050	0.0050
Gasoline Range Organics (GRO)	<0.50	<0.50	<0.50	<0.50	0.50
Hexachlorobutadiene	<0.010	<0.010	<0.010	<0.010	0.010
2-Hexanone (MBK)	<0.050	<0.050	<0.050	<0.050	0.050
Isopropylbenzene	<0.0050	<0.0050	<0.0050	<0.0050	0.0050
4-Isopropyltoluene	<0.0050	<0.0050	<0.0050	<0.0050	0.0050
Methyl-tert-Butyl Ether (MTBE)	<0.0050	<0.0050	<0.0050	<0.0050	0.0050
Methylene Chloride	<0.050	<0.050	<0.050	<0.050	0.050
4-Methyl-2-pentanone (MIBK)	<0.050	<0.050	<0.050	<0.050	0.050
Naphthalene	<0.010	<0.010	<0.010	<0.010	0.010
n-Propylbenzene	<0.0050	<0.0050	<0.0050	<0.0050	0.0050

Viorel Vasile
Operations Manager

LABORATORY ANALYSIS RESULTS

Client: The Source Group, Inc. (SH)
Project No: 04-NDLA-007
Project Name: DFSP Norwalk Soil Remediation
Method: VOCs, OXY & TPHG by GC/MS EPA 5035

AA Project No: A5331756
Date Received: 04/20/16
Date Reported: 05/12/16
Units: mg/kg

Date Sampled:	04/19/16	04/19/16	04/19/16	04/19/16	
Date Prepared:	04/22/16	04/22/16	04/22/16	04/26/16	
Date Analyzed:	04/22/16	04/22/16	04/23/16	04/26/16	
AA ID No:	6D20008-09	6D20008-10	6D20008-11	6D20008-12	
Client ID No:	SB00222	SB00223	SB00224	SB00225	
Matrix:	Soil	Soil	Soil	Soil	
Dilution Factor:	1	1	1	1	MRL
8260B/5035 +OXY+TPHG (EPA 8260B/5035) (continued)					
Styrene	<0.0050	<0.0050	<0.0050	<0.0050	0.0050
1,1,1,2-Tetrachloroethane	<0.0050	<0.0050	<0.0050	<0.0050	0.0050
1,1,2,2-Tetrachloroethane	<0.0050	<0.0050	<0.0050	<0.0050	0.0050
Tetrachloroethylene (PCE)	<0.0050	<0.0050	<0.0050	<0.0050	0.0050
Toluene	<0.0020	<0.0020	**0.0039**	<0.0020	0.0020
1,2,4-Trichlorobenzene	<0.0050	<0.0050	<0.0050	<0.0050	0.0050
1,2,3-Trichlorobenzene	<0.0050	<0.0050	<0.0050	<0.0050	0.0050
1,1,2-Trichloroethane	<0.0050	<0.0050	<0.0050	<0.0050	0.0050
1,1,1-Trichloroethane	<0.0050	<0.0050	<0.0050	<0.0050	0.0050
Trichloroethylene (TCE)	<0.0050	<0.0050	<0.0050	<0.0050	0.0050
Trichlorofluoromethane (R11)	<0.0050	<0.0050	<0.0050	<0.0050	0.0050
1,2,3-Trichloropropane	<0.0050	<0.0050	<0.0050	<0.0050	0.0050
1,1,2-Trichloro-1,2,2-trifluoroethane (R113)	<0.0050	<0.0050	<0.0050	<0.0050	0.0050
1,3,5-Trimethylbenzene	<0.0050	<0.0050	<0.0050	<0.0050	0.0050
1,2,4-Trimethylbenzene	<0.0050	<0.0050	<0.0050	<0.0050	0.0050
Vinyl chloride	<0.0050	<0.0050	<0.0050	<0.0050	0.0050
o-Xylene	<0.0020	<0.0020	<0.0020	<0.0020	0.0020
m,p-Xylenes	<0.0020	<0.0020	<0.0020	<0.0020	0.0020
Surrogates					**%REC Limits**
4-Bromofluorobenzene	154% [2]	135%	132%	131%	70-140
Dibromofluoromethane	121%	112%	113%	116%	70-140
Toluene-d8	131%	114%	110%	110%	70-140

Viorel Vasile
Operations Manager

LABORATORY ANALYSIS RESULTS

Client: The Source Group, Inc. (SH)
Project No: 04-NDLA-007
Project Name: DFSP Norwalk Soil Remediation
Method: VOCs, OXY & TPHG by GC/MS EPA 5035

AA Project No: A5331756
Date Received: 04/20/16
Date Reported: 05/12/16
Units: mg/kg

Date Sampled:	04/19/16	04/19/16	04/19/16	04/19/16	
Date Prepared:	04/26/16	04/26/16	04/26/16	04/26/16	
Date Analyzed:	04/26/16	04/26/16	04/26/16	04/26/16	
AA ID No:	6D20008-13	6D20008-14	6D20008-15	6D20008-16	
Client ID No:	SB00226	SB00227	SB00228	SB00229	
Matrix:	Soil	Soil	Soil	Soil	
Dilution Factor:	1	1	1	1	MRL
8260B/5035 +OXY+TPHG (EPA 8260B/5035)					
Acetone	<0.050	<0.050	<0.050	**0.050**	0.050
tert-Amyl Methyl Ether (TAME)	<0.0050	<0.0050	<0.0050	<0.0050	0.0050
Benzene	<0.010	<0.010	<0.010	<0.010	0.010
Bromobenzene	<0.0050	<0.0050	<0.0050	<0.0050	0.0050
Bromochloromethane	<0.0050	<0.0050	<0.0050	<0.0050	0.0050
Bromodichloromethane	<0.0050	<0.0050	<0.0050	<0.0050	0.0050
Bromoform	<0.0050	<0.0050	<0.0050	<0.0050	0.0050
Bromomethane	<0.0050	<0.0050	<0.0050	<0.0050	0.0050
2-Butanone (MEK)	<0.050	<0.050	<0.050	<0.050	0.050
tert-Butyl alcohol (TBA)	<0.020	<0.020	<0.020	<0.020	0.020
sec-Butylbenzene	<0.0050	<0.0050	<0.0050	<0.0050	0.0050
tert-Butylbenzene	<0.0050	<0.0050	<0.0050	<0.0050	0.0050
n-Butylbenzene	<0.0050	<0.0050	<0.0050	<0.0050	0.0050
Carbon Disulfide	<0.0050	<0.0050	<0.0050	<0.0050	0.0050
Carbon Tetrachloride	<0.0050	<0.0050	<0.0050	<0.0050	0.0050
Chlorobenzene	<0.0050	<0.0050	<0.0050	<0.0050	0.0050
Chloroethane	<0.0050	<0.0050	<0.0050	<0.0050	0.0050
Chloroform	<0.0050	<0.0050	<0.0050	<0.0050	0.0050
Chloromethane	<0.0050	<0.0050	<0.0050	<0.0050	0.0050
2-Chlorotoluene	<0.0050	<0.0050	<0.0050	<0.0050	0.0050
4-Chlorotoluene	<0.0050	<0.0050	<0.0050	<0.0050	0.0050
1,2-Dibromo-3-chloropropane	<0.010	<0.010	<0.010	<0.010	0.010
Dibromochloromethane	<0.0050	<0.0050	<0.0050	<0.0050	0.0050
1,2-Dibromoethane (EDB)	<0.0050	<0.0050	<0.0050	<0.0050	0.0050
Dibromomethane	<0.0050	<0.0050	<0.0050	<0.0050	0.0050
1,4-Dichlorobenzene	<0.0050	<0.0050	<0.0050	<0.0050	0.0050
1,3-Dichlorobenzene	<0.0050	<0.0050	<0.0050	<0.0050	0.0050

Viorel Vasile
Operations Manager

LABORATORY ANALYSIS RESULTS

Client: The Source Group, Inc. (SH)
Project No: 04-NDLA-007
Project Name: DFSP Norwalk Soil Remediation
Method: VOCs, OXY & TPHG by GC/MS EPA 5035

AA Project No: A5331756
Date Received: 04/20/16
Date Reported: 05/12/16
Units: mg/kg

Date Sampled:	04/19/16	04/19/16	04/19/16	04/19/16	
Date Prepared:	04/26/16	04/26/16	04/26/16	04/26/16	
Date Analyzed:	04/26/16	04/26/16	04/26/16	04/26/16	
AA ID No:	6D20008-13	6D20008-14	6D20008-15	6D20008-16	
Client ID No:	SB00226	SB00227	SB00228	SB00229	
Matrix:	Soil	Soil	Soil	Soil	
Dilution Factor:	1	1	1	1	MRL
8260B/5035 +OXY+TPHG (EPA 8260B/5035) (continued)					
1,2-Dichlorobenzene	<0.0050	<0.0050	<0.0050	<0.0050	0.0050
Dichlorodifluoromethane (R12)	<0.0050	<0.0050	<0.0050	<0.0050	0.0050
1,1-Dichloroethane	<0.0050	<0.0050	<0.0050	<0.0050	0.0050
1,2-Dichloroethane (EDC)	<0.0050	<0.0050	<0.0050	<0.0050	0.0050
trans-1,2-Dichloroethylene	<0.0050	<0.0050	<0.0050	<0.0050	0.0050
cis-1,2-Dichloroethylene	<0.0050	<0.0050	<0.0050	<0.0050	0.0050
1,1-Dichloroethylene	<0.0050	<0.0050	<0.0050	<0.0050	0.0050
2,2-Dichloropropane	<0.0050	<0.0050	<0.0050	<0.0050	0.0050
1,3-Dichloropropane	<0.0050	<0.0050	<0.0050	<0.0050	0.0050
1,2-Dichloropropane	<0.0050	<0.0050	<0.0050	<0.0050	0.0050
trans-1,3-Dichloropropylene	<0.0050	<0.0050	<0.0050	<0.0050	0.0050
1,1-Dichloropropylene	<0.0050	<0.0050	<0.0050	<0.0050	0.0050
cis-1,3-Dichloropropylene	<0.0050	<0.0050	<0.0050	<0.0050	0.0050
Diisopropyl ether (DIPE)	<0.0050	<0.0050	<0.0050	<0.0050	0.0050
Ethylbenzene	<0.0020	<0.0020	<0.0020	<0.0020	0.0020
Ethyl-tert-Butyl Ether (ETBE)	<0.0050	<0.0050	<0.0050	<0.0050	0.0050
Gasoline Range Organics (GRO)	<0.50	<0.50	<0.50	<0.50	0.50
Hexachlorobutadiene	<0.010	<0.010	<0.010	<0.010	0.010
2-Hexanone (MBK)	<0.050	<0.050	<0.050	<0.050	0.050
Isopropylbenzene	<0.0050	<0.0050	<0.0050	<0.0050	0.0050
4-Isopropyltoluene	<0.0050	<0.0050	<0.0050	<0.0050	0.0050
Methyl-tert-Butyl Ether (MTBE)	<0.0050	<0.0050	<0.0050	<0.0050	0.0050
Methylene Chloride	<0.050	<0.050	<0.050	<0.050	0.050
4-Methyl-2-pentanone (MIBK)	<0.050	<0.050	<0.050	<0.050	0.050
Naphthalene	<0.010	<0.010	<0.010	<0.010	0.010
n-Propylbenzene	<0.0050	<0.0050	<0.0050	<0.0050	0.0050

Viorel Vasile
Operations Manager

LABORATORY ANALYSIS RESULTS

Client: The Source Group, Inc. (SH)
Project No: 04-NDLA-007
Project Name: DFSP Norwalk Soil Remediation
Method: VOCs, OXY & TPHG by GC/MS EPA 5035

AA Project No: A5331756
Date Received: 04/20/16
Date Reported: 05/12/16
Units: mg/kg

Date Sampled:	04/19/16	04/19/16	04/19/16	04/19/16	
Date Prepared:	04/26/16	04/26/16	04/26/16	04/26/16	
Date Analyzed:	04/26/16	04/26/16	04/26/16	04/26/16	
AA ID No:	6D20008-13	6D20008-14	6D20008-15	6D20008-16	
Client ID No:	SB00226	SB00227	SB00228	SB00229	
Matrix:	Soil	Soil	Soil	Soil	
Dilution Factor:	1	1	1	1	MRL
8260B/5035 +OXY+TPHG (EPA 8260B/5035) (continued)					
Styrene	<0.0050	<0.0050	<0.0050	<0.0050	0.0050
1,1,1,2-Tetrachloroethane	<0.0050	<0.0050	<0.0050	<0.0050	0.0050
1,1,2,2-Tetrachloroethane	<0.0050	<0.0050	<0.0050	<0.0050	0.0050
Tetrachloroethylene (PCE)	<0.0050	<0.0050	<0.0050	<0.0050	0.0050
Toluene	**0.0050**	<0.0020	**0.0022**	<0.0020	0.0020
1,2,4-Trichlorobenzene	<0.0050	<0.0050	<0.0050	<0.0050	0.0050
1,2,3-Trichlorobenzene	<0.0050	<0.0050	<0.0050	<0.0050	0.0050
1,1,2-Trichloroethane	<0.0050	<0.0050	<0.0050	<0.0050	0.0050
1,1,1-Trichloroethane	<0.0050	<0.0050	<0.0050	<0.0050	0.0050
Trichloroethylene (TCE)	<0.0050	<0.0050	<0.0050	<0.0050	0.0050
Trichlorofluoromethane (R11)	<0.0050	<0.0050	<0.0050	<0.0050	0.0050
1,2,3-Trichloropropane	<0.0050	<0.0050	<0.0050	<0.0050	0.0050
1,1,2-Trichloro-1,2,2-trifluoroethane (R113)	<0.0050	<0.0050	<0.0050	<0.0050	0.0050
1,3,5-Trimethylbenzene	<0.0050	<0.0050	<0.0050	<0.0050	0.0050
1,2,4-Trimethylbenzene	<0.0050	<0.0050	<0.0050	<0.0050	0.0050
Vinyl chloride	<0.0050	<0.0050	<0.0050	<0.0050	0.0050
o-Xylene	<0.0020	<0.0020	<0.0020	<0.0020	0.0020
m,p-Xylenes	<0.0020	<0.0020	<0.0020	<0.0020	0.0020
Surrogates					**%REC Limits**
4-Bromofluorobenzene	117%	147% [2]	129%	124%	70-140
Dibromofluoromethane	103%	109%	107%	111%	70-140
Toluene-d8	105%	111%	106%	104%	70-140

Viorel Vasile
Operations Manager

LABORATORY ANALYSIS RESULTS

Client: The Source Group, Inc. (SH)
Project No: 04-NDLA-007
Project Name: DFSP Norwalk Soil Remediation
Method: VOCs, OXY & TPHG by GC/MS EPA 5035

AA Project No: A5331756
Date Received: 04/20/16
Date Reported: 05/12/16
Units: mg/kg

Date Sampled:	04/19/16	04/19/16	04/19/16	04/19/16	
Date Prepared:	04/26/16	04/26/16	04/26/16	04/26/16	
Date Analyzed:	04/26/16	04/26/16	04/26/16	04/26/16	
AA ID No:	6D20008-17	6D20008-18	6D20008-19	6D20008-20	
Client ID No:	SB00230	SB00231	SB00232	SB00233	
Matrix:	Soil	Soil	Soil	Soil	
Dilution Factor:	1	1	1	1	MRL
8260B/5035 +OXY+TPHG (EPA 8260B/5035)					
Acetone	<0.050	<0.050	<0.050	**0.070**	0.050
tert-Amyl Methyl Ether (TAME)	<0.0050	<0.0050	<0.0050	<0.0050	0.0050
Benzene	<0.010	<0.010	<0.010	<0.010	0.010
Bromobenzene	<0.0050	<0.0050	<0.0050	<0.0050	0.0050
Bromochloromethane	<0.0050	<0.0050	<0.0050	<0.0050	0.0050
Bromodichloromethane	<0.0050	<0.0050	<0.0050	<0.0050	0.0050
Bromoform	<0.0050	<0.0050	<0.0050	<0.0050	0.0050
Bromomethane	<0.0050	<0.0050	<0.0050	<0.0050	0.0050
2-Butanone (MEK)	<0.050	<0.050	<0.050	<0.050	0.050
tert-Butyl alcohol (TBA)	<0.020	<0.020	<0.020	<0.020	0.020
sec-Butylbenzene	<0.0050	<0.0050	<0.0050	<0.0050	0.0050
tert-Butylbenzene	<0.0050	<0.0050	<0.0050	<0.0050	0.0050
n-Butylbenzene	<0.0050	<0.0050	<0.0050	<0.0050	0.0050
Carbon Disulfide	<0.0050	<0.0050	<0.0050	<0.0050	0.0050
Carbon Tetrachloride	<0.0050	<0.0050	<0.0050	<0.0050	0.0050
Chlorobenzene	<0.0050	<0.0050	<0.0050	<0.0050	0.0050
Chloroethane	<0.0050	<0.0050	<0.0050	<0.0050	0.0050
Chloroform	<0.0050	<0.0050	<0.0050	<0.0050	0.0050
Chloromethane	<0.0050	<0.0050	<0.0050	<0.0050	0.0050
2-Chlorotoluene	<0.0050	<0.0050	<0.0050	<0.0050	0.0050
4-Chlorotoluene	<0.0050	<0.0050	<0.0050	<0.0050	0.0050
1,2-Dibromo-3-chloropropane	<0.010	<0.010	<0.010	<0.010	0.010
Dibromochloromethane	<0.0050	<0.0050	<0.0050	<0.0050	0.0050
1,2-Dibromoethane (EDB)	<0.0050	<0.0050	<0.0050	<0.0050	0.0050
Dibromomethane	<0.0050	<0.0050	<0.0050	<0.0050	0.0050
1,4-Dichlorobenzene	<0.0050	<0.0050	<0.0050	<0.0050	0.0050
1,3-Dichlorobenzene	<0.0050	<0.0050	<0.0050	<0.0050	0.0050

Viorel Vasile
Operations Manager

LABORATORY ANALYSIS RESULTS

Client: The Source Group, Inc. (SH)
Project No: 04-NDLA-007
Project Name: DFSP Norwalk Soil Remediation
Method: VOCs, OXY & TPHG by GC/MS EPA 5035

AA Project No: A5331756
Date Received: 04/20/16
Date Reported: 05/12/16
Units: mg/kg

Date Sampled:	04/19/16	04/19/16	04/19/16	04/19/16	
Date Prepared:	04/26/16	04/26/16	04/26/16	04/26/16	
Date Analyzed:	04/26/16	04/26/16	04/26/16	04/26/16	
AA ID No:	6D20008-17	6D20008-18	6D20008-19	6D20008-20	
Client ID No:	SB00230	SB00231	SB00232	SB00233	
Matrix:	Soil	Soil	Soil	Soil	
Dilution Factor:	1	1	1	1	MRL
8260B/5035 +OXY+TPHG (EPA 8260B/5035) (continued)					
1,2-Dichlorobenzene	<0.0050	<0.0050	<0.0050	<0.0050	0.0050
Dichlorodifluoromethane (R12)	<0.0050	<0.0050	<0.0050	<0.0050	0.0050
1,1-Dichloroethane	<0.0050	<0.0050	<0.0050	<0.0050	0.0050
1,2-Dichloroethane (EDC)	<0.0050	<0.0050	<0.0050	<0.0050	0.0050
trans-1,2-Dichloroethylene	<0.0050	<0.0050	<0.0050	<0.0050	0.0050
cis-1,2-Dichloroethylene	<0.0050	<0.0050	<0.0050	<0.0050	0.0050
1,1-Dichloroethylene	<0.0050	<0.0050	<0.0050	<0.0050	0.0050
2,2-Dichloropropane	<0.0050	<0.0050	<0.0050	<0.0050	0.0050
1,3-Dichloropropane	<0.0050	<0.0050	<0.0050	<0.0050	0.0050
1,2-Dichloropropane	<0.0050	<0.0050	<0.0050	<0.0050	0.0050
trans-1,3-Dichloropropylene	<0.0050	<0.0050	<0.0050	<0.0050	0.0050
1,1-Dichloropropylene	<0.0050	<0.0050	<0.0050	<0.0050	0.0050
cis-1,3-Dichloropropylene	<0.0050	<0.0050	<0.0050	<0.0050	0.0050
Diisopropyl ether (DIPE)	<0.0050	<0.0050	<0.0050	<0.0050	0.0050
Ethylbenzene	<0.0020	<0.0020	<0.0020	<0.0020	0.0020
Ethyl-tert-Butyl Ether (ETBE)	<0.0050	<0.0050	<0.0050	<0.0050	0.0050
Gasoline Range Organics (GRO)	<0.50	<0.50	<0.50	<0.50	0.50
Hexachlorobutadiene	<0.010	<0.010	<0.010	<0.010	0.010
2-Hexanone (MBK)	<0.050	<0.050	<0.050	<0.050	0.050
Isopropylbenzene	<0.0050	<0.0050	<0.0050	<0.0050	0.0050
4-Isopropyltoluene	<0.0050	<0.0050	<0.0050	<0.0050	0.0050
Methyl-tert-Butyl Ether (MTBE)	<0.0050	<0.0050	<0.0050	<0.0050	0.0050
Methylene Chloride	<0.050	<0.050	<0.050	<0.050	0.050
4-Methyl-2-pentanone (MIBK)	<0.050	<0.050	<0.050	<0.050	0.050
Naphthalene	<0.010	<0.010	<0.010	<0.010	0.010
n-Propylbenzene	<0.0050	<0.0050	<0.0050	<0.0050	0.0050

Viorel Vasile
Operations Manager

LABORATORY ANALYSIS RESULTS

Client: The Source Group, Inc. (SH)
Project No: 04-NDLA-007
Project Name: DFSP Norwalk Soil Remediation
Method: VOCs, OXY & TPHG by GC/MS EPA 5035

AA Project No: A5331756
Date Received: 04/20/16
Date Reported: 05/12/16
Units: mg/kg

Date Sampled:	04/19/16	04/19/16	04/19/16	04/19/16	
Date Prepared:	04/26/16	04/26/16	04/26/16	04/26/16	
Date Analyzed:	04/26/16	04/26/16	04/26/16	04/26/16	
AA ID No:	6D20008-17	6D20008-18	6D20008-19	6D20008-20	
Client ID No:	SB00230	SB00231	SB00232	SB00233	
Matrix:	Soil	Soil	Soil	Soil	
Dilution Factor:	1	1	1	1	MRL
8260B/5035 +OXY+TPHG (EPA 8260B/5035) (continued)					
Styrene	<0.0050	<0.0050	<0.0050	<0.0050	0.0050
1,1,1,2-Tetrachloroethane	<0.0050	<0.0050	<0.0050	<0.0050	0.0050
1,1,2,2-Tetrachloroethane	<0.0050	<0.0050	<0.0050	<0.0050	0.0050
Tetrachloroethylene (PCE)	<0.0050	<0.0050	<0.0050	<0.0050	0.0050
Toluene	<0.0020	<0.0020	**0.0031**	<0.0020	0.0020
1,2,4-Trichlorobenzene	<0.0050	<0.0050	<0.0050	<0.0050	0.0050
1,2,3-Trichlorobenzene	<0.0050	<0.0050	<0.0050	<0.0050	0.0050
1,1,2-Trichloroethane	<0.0050	<0.0050	<0.0050	<0.0050	0.0050
1,1,1-Trichloroethane	<0.0050	<0.0050	<0.0050	<0.0050	0.0050
Trichloroethylene (TCE)	<0.0050	<0.0050	<0.0050	<0.0050	0.0050
Trichlorofluoromethane (R11)	<0.0050	<0.0050	<0.0050	<0.0050	0.0050
1,2,3-Trichloropropane	<0.0050	<0.0050	<0.0050	<0.0050	0.0050
1,1,2-Trichloro-1,2,2-trifluoroethane (R113)	<0.0050	<0.0050	<0.0050	<0.0050	0.0050
1,3,5-Trimethylbenzene	<0.0050	<0.0050	<0.0050	<0.0050	0.0050
1,2,4-Trimethylbenzene	<0.0050	<0.0050	<0.0050	<0.0050	0.0050
Vinyl chloride	<0.0050	<0.0050	<0.0050	<0.0050	0.0050
o-Xylene	<0.0020	<0.0020	<0.0020	<0.0020	0.0020
m,p-Xylenes	<0.0020	<0.0020	<0.0020	<0.0020	0.0020
Surrogates					**%REC Limits**
4-Bromofluorobenzene	118%	134%	116%	144% [2]	70-140
Dibromofluoromethane	100%	72%	97%	116%	70-140
Toluene-d8	106%	110%	103%	113%	70-140

Viorel Vasile
Operations Manager

LABORATORY ANALYSIS RESULTS

Client: The Source Group, Inc. (SH)
Project No: 04-NDLA-007
Project Name: DFSP Norwalk Soil Remediation
Method: VOCs, OXY & TPHG by GC/MS EPA 5035

AA Project No: A5331756
Date Received: 04/20/16
Date Reported: 05/12/16
Units: mg/kg

Date Sampled:	04/19/16	04/19/16	04/19/16	04/19/16	
Date Prepared:	04/26/16	04/26/16	04/26/16	04/25/16	
Date Analyzed:	04/26/16	04/26/16	04/26/16	04/25/16	
AA ID No:	6D20008-21	6D20008-22	6D20008-23	6D20008-24	
Client ID No:	SB00234	SB00235	SB00236	SB00237	
Matrix:	Soil	Soil	Soil	Soil	
Dilution Factor:	1	1	1	1	MRL
8260B/5035 +OXY+TPHG (EPA 8260B/5035)					
Acetone	<0.050	<0.050	<0.050	**0.074**	0.050
tert-Amyl Methyl Ether (TAME)	<0.0050	<0.0050	<0.0050	<0.0050	0.0050
Benzene	<0.010	<0.010	<0.010	<0.010	0.010
Bromobenzene	<0.0050	<0.0050	<0.0050	<0.0050	0.0050
Bromochloromethane	<0.0050	<0.0050	<0.0050	<0.0050	0.0050
Bromodichloromethane	<0.0050	<0.0050	<0.0050	<0.0050	0.0050
Bromoform	<0.0050	<0.0050	<0.0050	<0.0050	0.0050
Bromomethane	<0.0050	<0.0050	<0.0050	<0.0050	0.0050
2-Butanone (MEK)	<0.050	<0.050	<0.050	<0.050	0.050
tert-Butyl alcohol (TBA)	<0.020	<0.020	<0.020	<0.020	0.020
sec-Butylbenzene	<0.0050	<0.0050	<0.0050	<0.0050	0.0050
tert-Butylbenzene	<0.0050	<0.0050	<0.0050	<0.0050	0.0050
n-Butylbenzene	<0.0050	<0.0050	<0.0050	<0.0050	0.0050
Carbon Disulfide	<0.0050	<0.0050	<0.0050	<0.0050	0.0050
Carbon Tetrachloride	<0.0050	<0.0050	<0.0050	<0.0050	0.0050
Chlorobenzene	<0.0050	<0.0050	<0.0050	<0.0050	0.0050
Chloroethane	<0.0050	<0.0050	<0.0050	<0.0050	0.0050
Chloroform	<0.0050	<0.0050	<0.0050	<0.0050	0.0050
Chloromethane	<0.0050	<0.0050	<0.0050	<0.0050	0.0050
2-Chlorotoluene	<0.0050	<0.0050	<0.0050	<0.0050	0.0050
4-Chlorotoluene	<0.0050	<0.0050	<0.0050	<0.0050	0.0050
1,2-Dibromo-3-chloropropane	<0.010	<0.010	<0.010	<0.010	0.010
Dibromochloromethane	<0.0050	<0.0050	<0.0050	<0.0050	0.0050
1,2-Dibromoethane (EDB)	<0.0050	<0.0050	<0.0050	<0.0050	0.0050
Dibromomethane	<0.0050	<0.0050	<0.0050	<0.0050	0.0050
1,4-Dichlorobenzene	<0.0050	<0.0050	<0.0050	<0.0050	0.0050
1,3-Dichlorobenzene	<0.0050	<0.0050	<0.0050	<0.0050	0.0050

Viorel Vasile
Operations Manager

LABORATORY ANALYSIS RESULTS

Client: The Source Group, Inc. (SH)
Project No: 04-NDLA-007
Project Name: DFSP Norwalk Soil Remediation
Method: VOCs, OXY & TPHG by GC/MS EPA 5035

AA Project No: A5331756
Date Received: 04/20/16
Date Reported: 05/12/16
Units: mg/kg

Date Sampled:	04/19/16	04/19/16	04/19/16	04/19/16	
Date Prepared:	04/26/16	04/26/16	04/26/16	04/25/16	
Date Analyzed:	04/26/16	04/26/16	04/26/16	04/25/16	
AA ID No:	6D20008-21	6D20008-22	6D20008-23	6D20008-24	
Client ID No:	SB00234	SB00235	SB00236	SB00237	
Matrix:	Soil	Soil	Soil	Soil	
Dilution Factor:	1	1	1	1	MRL
8260B/5035 +OXY+TPHG (EPA 8260B/5035) (continued)					
1,2-Dichlorobenzene	<0.0050	<0.0050	<0.0050	<0.0050	0.0050
Dichlorodifluoromethane (R12)	<0.0050	<0.0050	<0.0050	<0.0050	0.0050
1,1-Dichloroethane	<0.0050	<0.0050	<0.0050	<0.0050	0.0050
1,2-Dichloroethane (EDC)	<0.0050	<0.0050	<0.0050	<0.0050	0.0050
trans-1,2-Dichloroethylene	<0.0050	<0.0050	<0.0050	<0.0050	0.0050
cis-1,2-Dichloroethylene	<0.0050	<0.0050	<0.0050	<0.0050	0.0050
1,1-Dichloroethylene	<0.0050	<0.0050	<0.0050	<0.0050	0.0050
2,2-Dichloropropane	<0.0050	<0.0050	<0.0050	<0.0050	0.0050
1,3-Dichloropropane	<0.0050	<0.0050	<0.0050	<0.0050	0.0050
1,2-Dichloropropane	<0.0050	<0.0050	<0.0050	<0.0050	0.0050
trans-1,3-Dichloropropylene	<0.0050	<0.0050	<0.0050	<0.0050	0.0050
1,1-Dichloropropylene	<0.0050	<0.0050	<0.0050	<0.0050	0.0050
cis-1,3-Dichloropropylene	<0.0050	<0.0050	<0.0050	<0.0050	0.0050
Diisopropyl ether (DIPE)	<0.0050	<0.0050	<0.0050	<0.0050	0.0050
Ethylbenzene	<0.0020	<0.0020	<0.0020	<0.0020	0.0020
Ethyl-tert-Butyl Ether (ETBE)	<0.0050	<0.0050	<0.0050	<0.0050	0.0050
Gasoline Range Organics (GRO)	<0.50	<0.50	<0.50	<0.50	0.50
Hexachlorobutadiene	<0.010	<0.010	<0.010	<0.010	0.010
2-Hexanone (MBK)	<0.050	<0.050	<0.050	<0.050	0.050
Isopropylbenzene	<0.0050	<0.0050	<0.0050	<0.0050	0.0050
4-Isopropyltoluene	<0.0050	<0.0050	<0.0050	<0.0050	0.0050
Methyl-tert-Butyl Ether (MTBE)	<0.0050	<0.0050	<0.0050	<0.0050	0.0050
Methylene Chloride	<0.050	<0.050	<0.050	<0.050	0.050
4-Methyl-2-pentanone (MIBK)	<0.050	<0.050	<0.050	<0.050	0.050
Naphthalene	<0.010	<0.010	<0.010	<0.010	0.010
n-Propylbenzene	<0.0050	<0.0050	<0.0050	<0.0050	0.0050

Viorel Vasile
Operations Manager

LABORATORY ANALYSIS RESULTS

Client: The Source Group, Inc. (SH)
Project No: 04-NDLA-007
Project Name: DFSP Norwalk Soil Remediation
Method: VOCs, OXY & TPHG by GC/MS EPA 5035

AA Project No: A5331756
Date Received: 04/20/16
Date Reported: 05/12/16
Units: mg/kg

Date Sampled:	04/19/16	04/19/16	04/19/16	04/19/16	
Date Prepared:	04/26/16	04/26/16	04/26/16	04/25/16	
Date Analyzed:	04/26/16	04/26/16	04/26/16	04/25/16	
AA ID No:	6D20008-21	6D20008-22	6D20008-23	6D20008-24	
Client ID No:	SB00234	SB00235	SB00236	SB00237	
Matrix:	Soil	Soil	Soil	Soil	
Dilution Factor:	1	1	1	1	MRL
8260B/5035 +OXY+TPHG (EPA 8260B/5035) (continued)					
Styrene	<0.0050	<0.0050	<0.0050	<0.0050	0.0050
1,1,1,2-Tetrachloroethane	<0.0050	<0.0050	<0.0050	<0.0050	0.0050
1,1,2,2-Tetrachloroethane	<0.0050	<0.0050	<0.0050	<0.0050	0.0050
Tetrachloroethylene (PCE)	<0.0050	<0.0050	<0.0050	<0.0050	0.0050
Toluene	<0.0020	**0.0021**	<0.0020	**0.0023**	0.0020
1,2,4-Trichlorobenzene	<0.0050	<0.0050	<0.0050	<0.0050	0.0050
1,2,3-Trichlorobenzene	<0.0050	<0.0050	<0.0050	<0.0050	0.0050
1,1,2-Trichloroethane	<0.0050	<0.0050	<0.0050	<0.0050	0.0050
1,1,1-Trichloroethane	<0.0050	<0.0050	<0.0050	<0.0050	0.0050
Trichloroethylene (TCE)	<0.0050	<0.0050	<0.0050	<0.0050	0.0050
Trichlorofluoromethane (R11)	<0.0050	<0.0050	<0.0050	<0.0050	0.0050
1,2,3-Trichloropropane	<0.0050	<0.0050	<0.0050	<0.0050	0.0050
1,1,2-Trichloro-1,2,2-trifluoroethane (R113)	<0.0050	<0.0050	<0.0050	<0.0050	0.0050
1,3,5-Trimethylbenzene	<0.0050	<0.0050	<0.0050	<0.0050	0.0050
1,2,4-Trimethylbenzene	<0.0050	<0.0050	<0.0050	<0.0050	0.0050
Vinyl chloride	<0.0050	<0.0050	<0.0050	<0.0050	0.0050
o-Xylene	<0.0020	<0.0020	<0.0020	<0.0020	0.0020
m,p-Xylenes	<0.0020	<0.0020	<0.0020	<0.0020	0.0020
Surrogates					**%REC Limits**
4-Bromofluorobenzene	130%	127%	122%	110%	70-140
Dibromofluoromethane	116%	112%	99%	105%	70-140
Toluene-d8	108%	108%	106%	107%	70-140

Viorel Vasile
Operations Manager

LABORATORY ANALYSIS RESULTS

Client: The Source Group, Inc. (SH)
Project No: 04-NDLA-007
Project Name: DFSP Norwalk Soil Remediation
Method: VOCs, OXY & TPHG by GC/MS EPA 5035

AA Project No: A5331756
Date Received: 04/20/16
Date Reported: 05/12/16
Units: mg/kg

Date Sampled:	04/19/16	04/19/16	04/19/16	04/19/16	
Date Prepared:	04/25/16	04/25/16	04/25/16	04/25/16	
Date Analyzed:	04/25/16	04/25/16	04/25/16	04/25/16	
AA ID No:	6D20008-25	6D20008-26	6D20008-27	6D20008-28	
Client ID No:	SB00238	SB00239	SB00240	SB00241	
Matrix:	Soil	Soil	Soil	Soil	
Dilution Factor:	1	1	1	1	MRL
8260B/5035 +OXY+TPHG (EPA 8260B/5035)					
Acetone	<0.050	<0.050	<0.050	<0.050	0.050
tert-Amyl Methyl Ether (TAME)	<0.0050	<0.0050	<0.0050	<0.0050	0.0050
Benzene	<0.010	<0.010	<0.010	<0.010	0.010
Bromobenzene	<0.0050	<0.0050	<0.0050	<0.0050	0.0050
Bromochloromethane	<0.0050	<0.0050	<0.0050	<0.0050	0.0050
Bromodichloromethane	<0.0050	<0.0050	<0.0050	<0.0050	0.0050
Bromoform	<0.0050	<0.0050	<0.0050	<0.0050	0.0050
Bromomethane	<0.0050	<0.0050	<0.0050	<0.0050	0.0050
2-Butanone (MEK)	<0.050	<0.050	<0.050	<0.050	0.050
tert-Butyl alcohol (TBA)	<0.020	<0.020	<0.020	<0.020	0.020
sec-Butylbenzene	<0.0050	<0.0050	<0.0050	<0.0050	0.0050
tert-Butylbenzene	<0.0050	<0.0050	<0.0050	<0.0050	0.0050
n-Butylbenzene	<0.0050	<0.0050	<0.0050	<0.0050	0.0050
Carbon Disulfide	<0.0050	<0.0050	<0.0050	<0.0050	0.0050
Carbon Tetrachloride	<0.0050	<0.0050	<0.0050	<0.0050	0.0050
Chlorobenzene	<0.0050	<0.0050	<0.0050	<0.0050	0.0050
Chloroethane	<0.0050	<0.0050	<0.0050	<0.0050	0.0050
Chloroform	<0.0050	<0.0050	<0.0050	<0.0050	0.0050
Chloromethane	<0.0050	<0.0050	<0.0050	<0.0050	0.0050
2-Chlorotoluene	<0.0050	<0.0050	<0.0050	<0.0050	0.0050
4-Chlorotoluene	<0.0050	<0.0050	<0.0050	<0.0050	0.0050
1,2-Dibromo-3-chloropropane	<0.010	<0.010	<0.010	<0.010	0.010
Dibromochloromethane	<0.0050	<0.0050	<0.0050	<0.0050	0.0050
1,2-Dibromoethane (EDB)	<0.0050	<0.0050	<0.0050	<0.0050	0.0050
Dibromomethane	<0.0050	<0.0050	<0.0050	<0.0050	0.0050
1,4-Dichlorobenzene	<0.0050	<0.0050	<0.0050	<0.0050	0.0050
1,3-Dichlorobenzene	<0.0050	<0.0050	<0.0050	<0.0050	0.0050

Viorel Vasile
Operations Manager

LABORATORY ANALYSIS RESULTS

Client: The Source Group, Inc. (SH)
Project No: 04-NDLA-007
Project Name: DFSP Norwalk Soil Remediation
Method: VOCs, OXY & TPHG by GC/MS EPA 5035

AA Project No: A5331756
Date Received: 04/20/16
Date Reported: 05/12/16
Units: mg/kg

Date Sampled:	04/19/16	04/19/16	04/19/16	04/19/16	
Date Prepared:	04/25/16	04/25/16	04/25/16	04/25/16	
Date Analyzed:	04/25/16	04/25/16	04/25/16	04/25/16	
AA ID No:	6D20008-25	6D20008-26	6D20008-27	6D20008-28	
Client ID No:	SB00238	SB00239	SB00240	SB00241	
Matrix:	Soil	Soil	Soil	Soil	
Dilution Factor:	1	1	1	1	MRL
8260B/5035 +OXY+TPHG (EPA 8260B/5035) (continued)					
1,2-Dichlorobenzene	<0.0050	<0.0050	<0.0050	<0.0050	0.0050
Dichlorodifluoromethane (R12)	<0.0050	<0.0050	<0.0050	<0.0050	0.0050
1,1-Dichloroethane	<0.0050	<0.0050	<0.0050	<0.0050	0.0050
1,2-Dichloroethane (EDC)	<0.0050	<0.0050	<0.0050	<0.0050	0.0050
trans-1,2-Dichloroethylene	<0.0050	<0.0050	<0.0050	<0.0050	0.0050
cis-1,2-Dichloroethylene	<0.0050	<0.0050	<0.0050	<0.0050	0.0050
1,1-Dichloroethylene	<0.0050	<0.0050	<0.0050	<0.0050	0.0050
2,2-Dichloropropane	<0.0050	<0.0050	<0.0050	<0.0050	0.0050
1,3-Dichloropropane	<0.0050	<0.0050	<0.0050	<0.0050	0.0050
1,2-Dichloropropane	<0.0050	<0.0050	<0.0050	<0.0050	0.0050
trans-1,3-Dichloropropylene	<0.0050	<0.0050	<0.0050	<0.0050	0.0050
1,1-Dichloropropylene	<0.0050	<0.0050	<0.0050	<0.0050	0.0050
cis-1,3-Dichloropropylene	<0.0050	<0.0050	<0.0050	<0.0050	0.0050
Diisopropyl ether (DIPE)	<0.0050	<0.0050	<0.0050	<0.0050	0.0050
Ethylbenzene	<0.0020	<0.0020	<0.0020	**0.0024**	0.0020
Ethyl-tert-Butyl Ether (ETBE)	<0.0050	<0.0050	<0.0050	<0.0050	0.0050
Gasoline Range Organics (GRO)	<0.50	<0.50	<0.50	<0.50	0.50
Hexachlorobutadiene	<0.010	<0.010	<0.010	<0.010	0.010
2-Hexanone (MBK)	<0.050	<0.050	<0.050	<0.050	0.050
Isopropylbenzene	<0.0050	<0.0050	<0.0050	<0.0050	0.0050
4-Isopropyltoluene	<0.0050	<0.0050	<0.0050	<0.0050	0.0050
Methyl-tert-Butyl Ether (MTBE)	<0.0050	<0.0050	<0.0050	<0.0050	0.0050
Methylene Chloride	<0.050	<0.050	<0.050	<0.050	0.050
4-Methyl-2-pentanone (MIBK)	<0.050	<0.050	<0.050	<0.050	0.050
Naphthalene	<0.010	<0.010	<0.010	<0.010	0.010
n-Propylbenzene	<0.0050	<0.0050	<0.0050	<0.0050	0.0050

Viorel Vasile
Operations Manager

LABORATORY ANALYSIS RESULTS

Client: The Source Group, Inc. (SH)
Project No: 04-NDLA-007
Project Name: DFSP Norwalk Soil Remediation
Method: VOCs, OXY & TPHG by GC/MS EPA 5035

AA Project No: A5331756
Date Received: 04/20/16
Date Reported: 05/12/16
Units: mg/kg

Date Sampled:	04/19/16	04/19/16	04/19/16	04/19/16	
Date Prepared:	04/25/16	04/25/16	04/25/16	04/25/16	
Date Analyzed:	04/25/16	04/25/16	04/25/16	04/25/16	
AA ID No:	6D20008-25	6D20008-26	6D20008-27	6D20008-28	
Client ID No:	SB00238	SB00239	SB00240	SB00241	
Matrix:	Soil	Soil	Soil	Soil	
Dilution Factor:	1	1	1	1	MRL
8260B/5035 +OXY+TPHG (EPA 8260B/5035) (continued)					
Styrene	<0.0050	<0.0050	<0.0050	<0.0050	0.0050
1,1,1,2-Tetrachloroethane	<0.0050	<0.0050	<0.0050	<0.0050	0.0050
1,1,2,2-Tetrachloroethane	<0.0050	<0.0050	<0.0050	<0.0050	0.0050
Tetrachloroethylene (PCE)	<0.0050	<0.0050	<0.0050	<0.0050	0.0050
Toluene	**0.0034**	**0.0066**	**0.0027**	**0.0095**	0.0020
1,2,4-Trichlorobenzene	<0.0050	<0.0050	<0.0050	<0.0050	0.0050
1,2,3-Trichlorobenzene	<0.0050	<0.0050	<0.0050	<0.0050	0.0050
1,1,2-Trichloroethane	<0.0050	<0.0050	<0.0050	<0.0050	0.0050
1,1,1-Trichloroethane	<0.0050	<0.0050	<0.0050	<0.0050	0.0050
Trichloroethylene (TCE)	<0.0050	<0.0050	<0.0050	<0.0050	0.0050
Trichlorofluoromethane (R11)	<0.0050	<0.0050	<0.0050	<0.0050	0.0050
1,2,3-Trichloropropane	<0.0050	<0.0050	<0.0050	<0.0050	0.0050
1,1,2-Trichloro-1,2,2-trifluoroethane (R113)	<0.0050	<0.0050	<0.0050	<0.0050	0.0050
1,3,5-Trimethylbenzene	<0.0050	<0.0050	<0.0050	<0.0050	0.0050
1,2,4-Trimethylbenzene	<0.0050	<0.0050	<0.0050	<0.0050	0.0050
Vinyl chloride	<0.0050	<0.0050	<0.0050	<0.0050	0.0050
o-Xylene	<0.0020	<0.0020	<0.0020	<0.0020	0.0020
m,p-Xylenes	<0.0020	<0.0020	<0.0020	**0.0044**	0.0020
Surrogates					**%REC Limits**
4-Bromofluorobenzene	108%	105%	107%	105%	70-140
Dibromofluoromethane	104%	113%	107%	116%	70-140
Toluene-d8	105%	102%	103%	103%	70-140

Viorel Vasile
Operations Manager

LABORATORY ANALYSIS RESULTS

Client: The Source Group, Inc. (SH)
Project No: 04-NDLA-007
Project Name: DFSP Norwalk Soil Remediation
Method: VOCs, OXY & TPHG by GC/MS EPA 5035

AA Project No: A5331756
Date Received: 04/20/16
Date Reported: 05/12/16
Units: mg/kg

Date Sampled:	04/19/16	04/19/16	04/19/16	04/19/16	
Date Prepared:	04/25/16	04/25/16	04/25/16	04/25/16	
Date Analyzed:	04/25/16	04/25/16	04/26/16	04/26/16	
AA ID No:	6D20008-29	6D20008-30	6D20008-31	6D20008-32	
Client ID No:	SB00242	SB00243	SB00244	SB00245	
Matrix:	Soil	Soil	Soil	Soil	
Dilution Factor:	1	1	1	1	MRL
8260B/5035 +OXY+TPHG (EPA 8260B/5035)					
Acetone	<0.050	<0.050	<0.050	<0.050	0.050
tert-Amyl Methyl Ether (TAME)	<0.0050	<0.0050	<0.0050	<0.0050	0.0050
Benzene	<0.010	<0.010	<0.010	<0.010	0.010
Bromobenzene	<0.0050	<0.0050	<0.0050	<0.0050	0.0050
Bromochloromethane	<0.0050	<0.0050	<0.0050	<0.0050	0.0050
Bromodichloromethane	<0.0050	<0.0050	<0.0050	<0.0050	0.0050
Bromoform	<0.0050	<0.0050	<0.0050	<0.0050	0.0050
Bromomethane	<0.0050	<0.0050	<0.0050	<0.0050	0.0050
2-Butanone (MEK)	<0.050	<0.050	<0.050	<0.050	0.050
tert-Butyl alcohol (TBA)	<0.020	<0.020	<0.020	<0.020	0.020
sec-Butylbenzene	<0.0050	<0.0050	<0.0050	<0.0050	0.0050
tert-Butylbenzene	<0.0050	<0.0050	<0.0050	<0.0050	0.0050
n-Butylbenzene	<0.0050	<0.0050	<0.0050	<0.0050	0.0050
Carbon Disulfide	<0.0050	<0.0050	<0.0050	<0.0050	0.0050
Carbon Tetrachloride	<0.0050	<0.0050	<0.0050	<0.0050	0.0050
Chlorobenzene	<0.0050	<0.0050	<0.0050	<0.0050	0.0050
Chloroethane	<0.0050	<0.0050	<0.0050	<0.0050	0.0050
Chloroform	<0.0050	<0.0050	<0.0050	<0.0050	0.0050
Chloromethane	<0.0050	<0.0050	<0.0050	<0.0050	0.0050
2-Chlorotoluene	<0.0050	<0.0050	<0.0050	<0.0050	0.0050
4-Chlorotoluene	<0.0050	<0.0050	<0.0050	<0.0050	0.0050
1,2-Dibromo-3-chloropropane	<0.010	<0.010	<0.010	<0.010	0.010
Dibromochloromethane	<0.0050	<0.0050	<0.0050	<0.0050	0.0050
1,2-Dibromoethane (EDB)	<0.0050	<0.0050	<0.0050	<0.0050	0.0050
Dibromomethane	<0.0050	<0.0050	<0.0050	<0.0050	0.0050
1,4-Dichlorobenzene	<0.0050	<0.0050	<0.0050	<0.0050	0.0050
1,3-Dichlorobenzene	<0.0050	<0.0050	<0.0050	<0.0050	0.0050

Viorel Vasile
Operations Manager

LABORATORY ANALYSIS RESULTS

Client: The Source Group, Inc. (SH)
Project No: 04-NDLA-007
Project Name: DFSP Norwalk Soil Remediation
Method: VOCs, OXY & TPHG by GC/MS EPA 5035

AA Project No: A5331756
Date Received: 04/20/16
Date Reported: 05/12/16
Units: mg/kg

Date Sampled:	04/19/16	04/19/16	04/19/16	04/19/16	
Date Prepared:	04/25/16	04/25/16	04/25/16	04/25/16	
Date Analyzed:	04/25/16	04/25/16	04/26/16	04/26/16	
AA ID No:	6D20008-29	6D20008-30	6D20008-31	6D20008-32	
Client ID No:	SB00242	SB00243	SB00244	SB00245	
Matrix:	Soil	Soil	Soil	Soil	
Dilution Factor:	1	1	1	1	MRL
8260B/5035 +OXY+TPHG (EPA 8260B/5035) (continued)					
1,2-Dichlorobenzene	<0.0050	<0.0050	<0.0050	<0.0050	0.0050
Dichlorodifluoromethane (R12)	<0.0050	<0.0050	<0.0050	<0.0050	0.0050
1,1-Dichloroethane	<0.0050	<0.0050	<0.0050	<0.0050	0.0050
1,2-Dichloroethane (EDC)	<0.0050	<0.0050	<0.0050	<0.0050	0.0050
trans-1,2-Dichloroethylene	<0.0050	<0.0050	<0.0050	<0.0050	0.0050
cis-1,2-Dichloroethylene	<0.0050	<0.0050	<0.0050	<0.0050	0.0050
1,1-Dichloroethylene	<0.0050	<0.0050	<0.0050	<0.0050	0.0050
2,2-Dichloropropane	<0.0050	<0.0050	<0.0050	<0.0050	0.0050
1,3-Dichloropropane	<0.0050	<0.0050	<0.0050	<0.0050	0.0050
1,2-Dichloropropane	<0.0050	<0.0050	<0.0050	<0.0050	0.0050
trans-1,3-Dichloropropylene	<0.0050	<0.0050	<0.0050	<0.0050	0.0050
1,1-Dichloropropylene	<0.0050	<0.0050	<0.0050	<0.0050	0.0050
cis-1,3-Dichloropropylene	<0.0050	<0.0050	<0.0050	<0.0050	0.0050
Diisopropyl ether (DIPE)	<0.0050	<0.0050	<0.0050	<0.0050	0.0050
Ethylbenzene	<0.0020	<0.0020	<0.0020	<0.0020	0.0020
Ethyl-tert-Butyl Ether (ETBE)	<0.0050	<0.0050	<0.0050	<0.0050	0.0050
Gasoline Range Organics (GRO)	<0.50	<0.50	<0.50	<0.50	0.50
Hexachlorobutadiene	<0.010	<0.010	<0.010	<0.010	0.010
2-Hexanone (MBK)	<0.050	<0.050	<0.050	<0.050	0.050
Isopropylbenzene	<0.0050	<0.0050	<0.0050	<0.0050	0.0050
4-Isopropyltoluene	<0.0050	<0.0050	<0.0050	<0.0050	0.0050
Methyl-tert-Butyl Ether (MTBE)	<0.0050	<0.0050	<0.0050	<0.0050	0.0050
Methylene Chloride	<0.050	<0.050	<0.050	<0.050	0.050
4-Methyl-2-pentanone (MIBK)	<0.050	<0.050	<0.050	<0.050	0.050
Naphthalene	<0.010	<0.010	<0.010	<0.010	0.010
n-Propylbenzene	<0.0050	<0.0050	<0.0050	<0.0050	0.0050

Viorel Vasile
Operations Manager

LABORATORY ANALYSIS RESULTS

Client: The Source Group, Inc. (SH)
Project No: 04-NDLA-007
Project Name: DFSP Norwalk Soil Remediation
Method: VOCs, OXY & TPHG by GC/MS EPA 5035

AA Project No: A5331756
Date Received: 04/20/16
Date Reported: 05/12/16
Units: mg/kg

Date Sampled:	04/19/16	04/19/16	04/19/16	04/19/16	
Date Prepared:	04/25/16	04/25/16	04/25/16	04/25/16	
Date Analyzed:	04/25/16	04/25/16	04/26/16	04/26/16	
AA ID No:	6D20008-29	6D20008-30	6D20008-31	6D20008-32	
Client ID No:	SB00242	SB00243	SB00244	SB00245	
Matrix:	Soil	Soil	Soil	Soil	
Dilution Factor:	1	1	1	1	MRL
8260B/5035 +OXY+TPHG (EPA 8260B/5035) (continued)					
Styrene	<0.0050	<0.0050	<0.0050	<0.0050	0.0050
1,1,1,2-Tetrachloroethane	<0.0050	<0.0050	<0.0050	<0.0050	0.0050
1,1,2,2-Tetrachloroethane	<0.0050	<0.0050	<0.0050	<0.0050	0.0050
Tetrachloroethylene (PCE)	<0.0050	<0.0050	<0.0050	<0.0050	0.0050
Toluene	**0.0039**	**0.0065**	**0.0044**	**0.0032**	0.0020
1,2,4-Trichlorobenzene	<0.0050	<0.0050	<0.0050	<0.0050	0.0050
1,2,3-Trichlorobenzene	<0.0050	<0.0050	<0.0050	<0.0050	0.0050
1,1,2-Trichloroethane	<0.0050	<0.0050	<0.0050	<0.0050	0.0050
1,1,1-Trichloroethane	<0.0050	<0.0050	<0.0050	<0.0050	0.0050
Trichloroethylene (TCE)	<0.0050	<0.0050	<0.0050	<0.0050	0.0050
Trichlorofluoromethane (R11)	<0.0050	<0.0050	<0.0050	<0.0050	0.0050
1,2,3-Trichloropropane	<0.0050	<0.0050	<0.0050	<0.0050	0.0050
1,1,2-Trichloro-1,2,2-trifluoroethane (R113)	<0.0050	<0.0050	<0.0050	<0.0050	0.0050
1,3,5-Trimethylbenzene	<0.0050	<0.0050	<0.0050	<0.0050	0.0050
1,2,4-Trimethylbenzene	<0.0050	<0.0050	<0.0050	<0.0050	0.0050
Vinyl chloride	<0.0050	<0.0050	<0.0050	<0.0050	0.0050
o-Xylene	<0.0020	<0.0020	<0.0020	<0.0020	0.0020
m,p-Xylenes	<0.0020	**0.0022**	<0.0020	<0.0020	0.0020
Surrogates					**%REC Limits**
4-Bromofluorobenzene	112%	108%	118%	115%	70-140
Dibromofluoromethane	114%	115%	113%	115%	70-140
Toluene-d8	103%	105%	108%	110%	70-140

Viorel Vasile
Operations Manager

LABORATORY ANALYSIS RESULTS

Client: The Source Group, Inc. (SH)
Project No: 04-NDLA-007
Project Name: DFSP Norwalk Soil Remediation
Method: VOCs, OXY & TPHG by GC/MS EPA 5035

AA Project No: A5331756
Date Received: 04/20/16
Date Reported: 05/12/16
Units: mg/kg

Date Sampled:	04/19/16	04/19/16	04/19/16	04/19/16	
Date Prepared:	04/25/16	04/25/16	04/25/16	04/25/16	
Date Analyzed:	04/26/16	04/26/16	04/26/16	04/26/16	
AA ID No:	6D20008-33	6D20008-34	6D20008-35	6D20008-36	
Client ID No:	SB00246	SB00247	SB00248	SB00249	
Matrix:	Soil	Soil	Soil	Soil	
Dilution Factor:	1	1	1	1	MRL
8260B/5035 +OXY+TPHG (EPA 8260B/5035)					
Acetone	**0.094**	**0.11**	<0.050	**0.13**	0.050
tert-Amyl Methyl Ether (TAME)	<0.0050	<0.0050	<0.0050	<0.0050	0.0050
Benzene	<0.010	<0.010	<0.010	<0.010	0.010
Bromobenzene	<0.0050	<0.0050	<0.0050	<0.0050	0.0050
Bromochloromethane	<0.0050	<0.0050	<0.0050	<0.0050	0.0050
Bromodichloromethane	<0.0050	<0.0050	<0.0050	<0.0050	0.0050
Bromoform	<0.0050	<0.0050	<0.0050	<0.0050	0.0050
Bromomethane	<0.0050	<0.0050	<0.0050	<0.0050	0.0050
2-Butanone (MEK)	<0.050	<0.050	<0.050	<0.050	0.050
tert-Butyl alcohol (TBA)	<0.020	<0.020	<0.020	<0.020	0.020
sec-Butylbenzene	<0.0050	<0.0050	<0.0050	<0.0050	0.0050
tert-Butylbenzene	<0.0050	<0.0050	<0.0050	<0.0050	0.0050
n-Butylbenzene	<0.0050	<0.0050	<0.0050	<0.0050	0.0050
Carbon Disulfide	<0.0050	<0.0050	<0.0050	<0.0050	0.0050
Carbon Tetrachloride	<0.0050	<0.0050	<0.0050	<0.0050	0.0050
Chlorobenzene	<0.0050	<0.0050	<0.0050	<0.0050	0.0050
Chloroethane	<0.0050	<0.0050	<0.0050	<0.0050	0.0050
Chloroform	<0.0050	<0.0050	<0.0050	<0.0050	0.0050
Chloromethane	<0.0050	<0.0050	<0.0050	<0.0050	0.0050
2-Chlorotoluene	<0.0050	<0.0050	<0.0050	<0.0050	0.0050
4-Chlorotoluene	<0.0050	<0.0050	<0.0050	<0.0050	0.0050
1,2-Dibromo-3-chloropropane	<0.010	<0.010	<0.010	<0.010	0.010
Dibromochloromethane	<0.0050	<0.0050	<0.0050	<0.0050	0.0050
1,2-Dibromoethane (EDB)	<0.0050	<0.0050	<0.0050	<0.0050	0.0050
Dibromomethane	<0.0050	<0.0050	<0.0050	<0.0050	0.0050
1,4-Dichlorobenzene	<0.0050	<0.0050	<0.0050	<0.0050	0.0050
1,3-Dichlorobenzene	<0.0050	<0.0050	<0.0050	<0.0050	0.0050

Viorel Vasile
Operations Manager

LABORATORY ANALYSIS RESULTS

Client: The Source Group, Inc. (SH)
Project No: 04-NDLA-007
Project Name: DFSP Norwalk Soil Remediation
Method: VOCs, OXY & TPHG by GC/MS EPA 5035

AA Project No: A5331756
Date Received: 04/20/16
Date Reported: 05/12/16
Units: mg/kg

Date Sampled:	04/19/16	04/19/16	04/19/16	04/19/16	
Date Prepared:	04/25/16	04/25/16	04/25/16	04/25/16	
Date Analyzed:	04/26/16	04/26/16	04/26/16	04/26/16	
AA ID No:	6D20008-33	6D20008-34	6D20008-35	6D20008-36	
Client ID No:	SB00246	SB00247	SB00248	SB00249	
Matrix:	Soil	Soil	Soil	Soil	
Dilution Factor:	1	1	1	1	MRL
8260B/5035 +OXY+TPHG (EPA 8260B/5035) (continued)					
1,2-Dichlorobenzene	<0.0050	<0.0050	<0.0050	<0.0050	0.0050
Dichlorodifluoromethane (R12)	<0.0050	<0.0050	<0.0050	<0.0050	0.0050
1,1-Dichloroethane	<0.0050	<0.0050	<0.0050	<0.0050	0.0050
1,2-Dichloroethane (EDC)	<0.0050	<0.0050	<0.0050	<0.0050	0.0050
trans-1,2-Dichloroethylene	<0.0050	<0.0050	<0.0050	<0.0050	0.0050
cis-1,2-Dichloroethylene	<0.0050	<0.0050	<0.0050	<0.0050	0.0050
1,1-Dichloroethylene	<0.0050	<0.0050	<0.0050	<0.0050	0.0050
2,2-Dichloropropane	<0.0050	<0.0050	<0.0050	<0.0050	0.0050
1,3-Dichloropropane	<0.0050	<0.0050	<0.0050	<0.0050	0.0050
1,2-Dichloropropane	<0.0050	<0.0050	<0.0050	<0.0050	0.0050
trans-1,3-Dichloropropylene	<0.0050	<0.0050	<0.0050	<0.0050	0.0050
1,1-Dichloropropylene	<0.0050	<0.0050	<0.0050	<0.0050	0.0050
cis-1,3-Dichloropropylene	<0.0050	<0.0050	<0.0050	<0.0050	0.0050
Diisopropyl ether (DIPE)	<0.0050	<0.0050	<0.0050	<0.0050	0.0050
Ethylbenzene	<0.0020	<0.0020	<0.0020	<0.0020	0.0020
Ethyl-tert-Butyl Ether (ETBE)	<0.0050	<0.0050	<0.0050	<0.0050	0.0050
Gasoline Range Organics (GRO)	<0.50	<0.50	<0.50	<0.50	0.50
Hexachlorobutadiene	<0.010	<0.010	<0.010	<0.010	0.010
2-Hexanone (MBK)	<0.050	<0.050	<0.050	<0.050	0.050
Isopropylbenzene	<0.0050	<0.0050	<0.0050	<0.0050	0.0050
4-Isopropyltoluene	<0.0050	<0.0050	<0.0050	<0.0050	0.0050
Methyl-tert-Butyl Ether (MTBE)	<0.0050	<0.0050	<0.0050	<0.0050	0.0050
Methylene Chloride	<0.050	<0.050	<0.050	<0.050	0.050
4-Methyl-2-pentanone (MIBK)	<0.050	<0.050	<0.050	<0.050	0.050
Naphthalene	<0.010	<0.010	<0.010	<0.010	0.010
n-Propylbenzene	<0.0050	<0.0050	<0.0050	<0.0050	0.0050

Viorel Vasile
Operations Manager

LABORATORY ANALYSIS RESULTS

Client: The Source Group, Inc. (SH)
Project No: 04-NDLA-007
Project Name: DFSP Norwalk Soil Remediation
Method: VOCs, OXY & TPHG by GC/MS EPA 5035

AA Project No: A5331756
Date Received: 04/20/16
Date Reported: 05/12/16
Units: mg/kg

Date Sampled:	04/19/16	04/19/16	04/19/16	04/19/16	
Date Prepared:	04/25/16	04/25/16	04/25/16	04/25/16	
Date Analyzed:	04/26/16	04/26/16	04/26/16	04/26/16	
AA ID No:	6D20008-33	6D20008-34	6D20008-35	6D20008-36	
Client ID No:	SB00246	SB00247	SB00248	SB00249	
Matrix:	Soil	Soil	Soil	Soil	
Dilution Factor:	1	1	1	1	MRL
8260B/5035 +OXY+TPHG (EPA 8260B/5035) (continued)					
Styrene	<0.0050	<0.0050	<0.0050	<0.0050	0.0050
1,1,1,2-Tetrachloroethane	<0.0050	<0.0050	<0.0050	<0.0050	0.0050
1,1,2,2-Tetrachloroethane	<0.0050	<0.0050	<0.0050	<0.0050	0.0050
Tetrachloroethylene (PCE)	<0.0050	<0.0050	<0.0050	<0.0050	0.0050
Toluene	**0.0044**	**0.0026**	**0.0022**	**0.0022**	0.0020
1,2,4-Trichlorobenzene	<0.0050	<0.0050	<0.0050	<0.0050	0.0050
1,2,3-Trichlorobenzene	<0.0050	<0.0050	<0.0050	<0.0050	0.0050
1,1,2-Trichloroethane	<0.0050	<0.0050	<0.0050	<0.0050	0.0050
1,1,1-Trichloroethane	<0.0050	<0.0050	<0.0050	<0.0050	0.0050
Trichloroethylene (TCE)	<0.0050	<0.0050	<0.0050	<0.0050	0.0050
Trichlorofluoromethane (R11)	<0.0050	<0.0050	<0.0050	<0.0050	0.0050
1,2,3-Trichloropropane	<0.0050	<0.0050	<0.0050	<0.0050	0.0050
1,1,2-Trichloro-1,2,2-trifluoroethane (R113)	<0.0050	<0.0050	<0.0050	<0.0050	0.0050
1,3,5-Trimethylbenzene	<0.0050	<0.0050	<0.0050	<0.0050	0.0050
1,2,4-Trimethylbenzene	<0.0050	<0.0050	<0.0050	<0.0050	0.0050
Vinyl chloride	<0.0050	<0.0050	<0.0050	<0.0050	0.0050
o-Xylene	<0.0020	<0.0020	<0.0020	<0.0020	0.0020
m,p-Xylenes	<0.0020	<0.0020	<0.0020	<0.0020	0.0020
Surrogates					**%REC Limits**
4-Bromofluorobenzene	118%	123%	123%	125%	70-140
Dibromofluoromethane	119%	113%	117%	130%	70-140
Toluene-d8	115%	112%	113%	103%	70-140

Viorel Vasile
Operations Manager

LABORATORY ANALYSIS RESULTS

Client: The Source Group, Inc. (SH)
Project No: 04-NDLA-007
Project Name: DFSP Norwalk Soil Remediation
Method: VOCs, OXY & TPHG by GC/MS EPA 5035

AA Project No: A5331756
Date Received: 04/20/16
Date Reported: 05/12/16
Units: mg/kg

Date Sampled:	04/19/16	04/19/16	04/19/16	04/19/16	
Date Prepared:	04/25/16	04/25/16	04/25/16	04/25/16	
Date Analyzed:	04/26/16	04/26/16	04/26/16	04/26/16	
AA ID No:	6D20008-37	6D20008-38	6D20008-39	6D20008-40	
Client ID No:	SB00250	SB00251	SB00252	SB00253	
Matrix:	Soil	Soil	Soil	Soil	
Dilution Factor:	1	1	1	1	MRL
8260B/5035 +OXY+TPHG (EPA 8260B/5035)					
Acetone	<0.050	**0.096**	**0.064**	**0.073**	0.050
tert-Amyl Methyl Ether (TAME)	<0.0050	<0.0050	<0.0050	<0.0050	0.0050
Benzene	<0.010	<0.010	<0.010	<0.010	0.010
Bromobenzene	<0.0050	<0.0050	<0.0050	<0.0050	0.0050
Bromochloromethane	<0.0050	<0.0050	<0.0050	<0.0050	0.0050
Bromodichloromethane	<0.0050	<0.0050	<0.0050	<0.0050	0.0050
Bromoform	<0.0050	<0.0050	<0.0050	<0.0050	0.0050
Bromomethane	<0.0050	<0.0050	<0.0050	<0.0050	0.0050
2-Butanone (MEK)	<0.050	<0.050	<0.050	<0.050	0.050
tert-Butyl alcohol (TBA)	<0.020	<0.020	<0.020	<0.020	0.020
sec-Butylbenzene	<0.0050	<0.0050	<0.0050	<0.0050	0.0050
tert-Butylbenzene	<0.0050	<0.0050	<0.0050	<0.0050	0.0050
n-Butylbenzene	<0.0050	<0.0050	<0.0050	<0.0050	0.0050
Carbon Disulfide	<0.0050	<0.0050	<0.0050	<0.0050	0.0050
Carbon Tetrachloride	<0.0050	<0.0050	<0.0050	<0.0050	0.0050
Chlorobenzene	<0.0050	<0.0050	<0.0050	<0.0050	0.0050
Chloroethane	<0.0050	<0.0050	<0.0050	<0.0050	0.0050
Chloroform	<0.0050	<0.0050	<0.0050	<0.0050	0.0050
Chloromethane	<0.0050	<0.0050	<0.0050	<0.0050	0.0050
2-Chlorotoluene	<0.0050	<0.0050	<0.0050	<0.0050	0.0050
4-Chlorotoluene	<0.0050	<0.0050	<0.0050	<0.0050	0.0050
1,2-Dibromo-3-chloropropane	<0.010	<0.010	<0.010	<0.010	0.010
Dibromochloromethane	<0.0050	<0.0050	<0.0050	<0.0050	0.0050
1,2-Dibromoethane (EDB)	<0.0050	<0.0050	<0.0050	<0.0050	0.0050
Dibromomethane	<0.0050	<0.0050	<0.0050	<0.0050	0.0050
1,4-Dichlorobenzene	<0.0050	<0.0050	<0.0050	<0.0050	0.0050
1,3-Dichlorobenzene	<0.0050	<0.0050	<0.0050	<0.0050	0.0050

Viorel Vasile
Operations Manager

LABORATORY ANALYSIS RESULTS

Client: The Source Group, Inc. (SH)
Project No: 04-NDLA-007
Project Name: DFSP Norwalk Soil Remediation
Method: VOCs, OXY & TPHG by GC/MS EPA 5035

AA Project No: A5331756
Date Received: 04/20/16
Date Reported: 05/12/16
Units: mg/kg

Date Sampled:	04/19/16	04/19/16	04/19/16	04/19/16	
Date Prepared:	04/25/16	04/25/16	04/25/16	04/25/16	
Date Analyzed:	04/26/16	04/26/16	04/26/16	04/26/16	
AA ID No:	6D20008-37	6D20008-38	6D20008-39	6D20008-40	
Client ID No:	SB00250	SB00251	SB00252	SB00253	
Matrix:	Soil	Soil	Soil	Soil	
Dilution Factor:	1	1	1	1	MRL
8260B/5035 +OXY+TPHG (EPA 8260B/5035) (continued)					
1,2-Dichlorobenzene	<0.0050	<0.0050	<0.0050	<0.0050	0.0050
Dichlorodifluoromethane (R12)	<0.0050	<0.0050	<0.0050	<0.0050	0.0050
1,1-Dichloroethane	<0.0050	<0.0050	<0.0050	<0.0050	0.0050
1,2-Dichloroethane (EDC)	<0.0050	<0.0050	<0.0050	<0.0050	0.0050
trans-1,2-Dichloroethylene	<0.0050	<0.0050	<0.0050	<0.0050	0.0050
cis-1,2-Dichloroethylene	<0.0050	<0.0050	<0.0050	<0.0050	0.0050
1,1-Dichloroethylene	<0.0050	<0.0050	<0.0050	<0.0050	0.0050
2,2-Dichloropropane	<0.0050	<0.0050	<0.0050	<0.0050	0.0050
1,3-Dichloropropane	<0.0050	<0.0050	<0.0050	<0.0050	0.0050
1,2-Dichloropropane	<0.0050	<0.0050	<0.0050	<0.0050	0.0050
trans-1,3-Dichloropropylene	<0.0050	<0.0050	<0.0050	<0.0050	0.0050
1,1-Dichloropropylene	<0.0050	<0.0050	<0.0050	<0.0050	0.0050
cis-1,3-Dichloropropylene	<0.0050	<0.0050	<0.0050	<0.0050	0.0050
Diisopropyl ether (DIPE)	<0.0050	<0.0050	<0.0050	<0.0050	0.0050
Ethylbenzene	<0.0020	<0.0020	<0.0020	<0.0020	0.0020
Ethyl-tert-Butyl Ether (ETBE)	<0.0050	<0.0050	<0.0050	<0.0050	0.0050
Gasoline Range Organics (GRO)	<0.50	<0.50	<0.50	<0.50	0.50
Hexachlorobutadiene	<0.010	<0.010	<0.010	<0.010	0.010
2-Hexanone (MBK)	<0.050	<0.050	<0.050	<0.050	0.050
Isopropylbenzene	<0.0050	<0.0050	<0.0050	<0.0050	0.0050
4-Isopropyltoluene	<0.0050	<0.0050	<0.0050	<0.0050	0.0050
Methyl-tert-Butyl Ether (MTBE)	<0.0050	<0.0050	<0.0050	<0.0050	0.0050
Methylene Chloride	<0.050	<0.050	<0.050	<0.050	0.050
4-Methyl-2-pentanone (MIBK)	<0.050	<0.050	<0.050	<0.050	0.050
Naphthalene	<0.010	<0.010	<0.010	<0.010	0.010
n-Propylbenzene	<0.0050	<0.0050	<0.0050	<0.0050	0.0050

Viorel Vasile
Operations Manager

LABORATORY ANALYSIS RESULTS

Client: The Source Group, Inc. (SH)
Project No: 04-NDLA-007
Project Name: DFSP Norwalk Soil Remediation
Method: VOCs, OXY & TPHG by GC/MS EPA 5035

AA Project No: A5331756
Date Received: 04/20/16
Date Reported: 05/12/16
Units: mg/kg

Date Sampled:	04/19/16	04/19/16	04/19/16	04/19/16	
Date Prepared:	04/25/16	04/25/16	04/25/16	04/25/16	
Date Analyzed:	04/26/16	04/26/16	04/26/16	04/26/16	
AA ID No:	6D20008-37	6D20008-38	6D20008-39	6D20008-40	
Client ID No:	SB00250	SB00251	SB00252	SB00253	
Matrix:	Soil	Soil	Soil	Soil	
Dilution Factor:	1	1	1	1	MRL
8260B/5035 +OXY+TPHG (EPA 8260B/5035) (continued)					
Styrene	<0.0050	<0.0050	<0.0050	<0.0050	0.0050
1,1,1,2-Tetrachloroethane	<0.0050	<0.0050	<0.0050	<0.0050	0.0050
1,1,2,2-Tetrachloroethane	<0.0050	<0.0050	<0.0050	<0.0050	0.0050
Tetrachloroethylene (PCE)	<0.0050	<0.0050	<0.0050	<0.0050	0.0050
Toluene	**0.0029**	<0.0020	**0.0030**	**0.0082**	0.0020
1,2,4-Trichlorobenzene	<0.0050	<0.0050	<0.0050	<0.0050	0.0050
1,2,3-Trichlorobenzene	<0.0050	<0.0050	<0.0050	<0.0050	0.0050
1,1,2-Trichloroethane	<0.0050	<0.0050	<0.0050	<0.0050	0.0050
1,1,1-Trichloroethane	<0.0050	<0.0050	<0.0050	<0.0050	0.0050
Trichloroethylene (TCE)	<0.0050	<0.0050	<0.0050	<0.0050	0.0050
Trichlorofluoromethane (R11)	<0.0050	<0.0050	<0.0050	<0.0050	0.0050
1,2,3-Trichloropropane	<0.0050	<0.0050	<0.0050	<0.0050	0.0050
1,1,2-Trichloro-1,2,2-trifluoroethane (R113)	<0.0050	<0.0050	<0.0050	<0.0050	0.0050
1,3,5-Trimethylbenzene	<0.0050	<0.0050	<0.0050	<0.0050	0.0050
1,2,4-Trimethylbenzene	<0.0050	<0.0050	<0.0050	<0.0050	0.0050
Vinyl chloride	<0.0050	<0.0050	<0.0050	<0.0050	0.0050
o-Xylene	<0.0020	<0.0020	<0.0020	<0.0020	0.0020
m,p-Xylenes	<0.0020	<0.0020	<0.0020	<0.0020	0.0020
Surrogates					**%REC Limits**
4-Bromofluorobenzene	118%	121%	117%	125%	70-140
Dibromofluoromethane	117%	115%	112%	115%	70-140
Toluene-d8	112%	116%	112%	117%	70-140

Viorel Vasile
Operations Manager

LABORATORY ANALYSIS RESULTS

Client: The Source Group, Inc. (SH)
Project No: 04-NDLA-007
Project Name: DFSP Norwalk Soil Remediation
Method: VOCs, OXY & TPHG by GC/MS EPA 5035

AA Project No: A5331756
Date Received: 04/20/16
Date Reported: 05/12/16
Units: mg/kg

Date Sampled:	04/19/16	04/19/16	
Date Prepared:	04/25/16	04/25/16	
Date Analyzed:	04/26/16	04/26/16	
AA ID No:	6D20008-41	6D20008-42	
Client ID No:	SB00254	SB00255	
Matrix:	Soil	Soil	
Dilution Factor:	1	1	MRL
8260B/5035 +OXY+TPHG (EPA 8260B/5035)			
Acetone	<0.050	**0.065**	0.050
tert-Amyl Methyl Ether (TAME)	<0.0050	<0.0050	0.0050
Benzene	<0.010	<0.010	0.010
Bromobenzene	<0.0050	<0.0050	0.0050
Bromochloromethane	<0.0050	<0.0050	0.0050
Bromodichloromethane	<0.0050	<0.0050	0.0050
Bromoform	<0.0050	<0.0050	0.0050
Bromomethane	<0.0050	<0.0050	0.0050
2-Butanone (MEK)	<0.050	<0.050	0.050
tert-Butyl alcohol (TBA)	<0.020	<0.020	0.020
sec-Butylbenzene	<0.0050	<0.0050	0.0050
tert-Butylbenzene	<0.0050	<0.0050	0.0050
n-Butylbenzene	<0.0050	<0.0050	0.0050
Carbon Disulfide	<0.0050	<0.0050	0.0050
Carbon Tetrachloride	<0.0050	<0.0050	0.0050
Chlorobenzene	<0.0050	<0.0050	0.0050
Chloroethane	<0.0050	<0.0050	0.0050
Chloroform	<0.0050	<0.0050	0.0050
Chloromethane	<0.0050	<0.0050	0.0050
2-Chlorotoluene	<0.0050	<0.0050	0.0050
4-Chlorotoluene	<0.0050	<0.0050	0.0050
1,2-Dibromo-3-chloropropane	<0.010	<0.010	0.010
Dibromochloromethane	<0.0050	<0.0050	0.0050
1,2-Dibromoethane (EDB)	<0.0050	<0.0050	0.0050
Dibromomethane	<0.0050	<0.0050	0.0050
1,4-Dichlorobenzene	<0.0050	<0.0050	0.0050
1,3-Dichlorobenzene	<0.0050	<0.0050	0.0050

Viorel Vasile
Operations Manager

LABORATORY ANALYSIS RESULTS

Client: The Source Group, Inc. (SH)
Project No: 04-NDLA-007
Project Name: DFSP Norwalk Soil Remediation
Method: VOCs, OXY & TPHG by GC/MS EPA 5035

AA Project No: A5331756
Date Received: 04/20/16
Date Reported: 05/12/16
Units: mg/kg

Date Sampled:	04/19/16	04/19/16	
Date Prepared:	04/25/16	04/25/16	
Date Analyzed:	04/26/16	04/26/16	
AA ID No:	6D20008-41	6D20008-42	
Client ID No:	SB00254	SB00255	
Matrix:	Soil	Soil	
Dilution Factor:	1	1	MRL
8260B/5035 +OXY+TPHG (EPA 8260B/5035) (continued)			
1,2-Dichlorobenzene	<0.0050	<0.0050	0.0050
Dichlorodifluoromethane (R12)	<0.0050	<0.0050	0.0050
1,1-Dichloroethane	<0.0050	<0.0050	0.0050
1,2-Dichloroethane (EDC)	<0.0050	<0.0050	0.0050
trans-1,2-Dichloroethylene	<0.0050	<0.0050	0.0050
cis-1,2-Dichloroethylene	<0.0050	<0.0050	0.0050
1,1-Dichloroethylene	<0.0050	<0.0050	0.0050
2,2-Dichloropropane	<0.0050	<0.0050	0.0050
1,3-Dichloropropane	<0.0050	<0.0050	0.0050
1,2-Dichloropropane	<0.0050	<0.0050	0.0050
trans-1,3-Dichloropropylene	<0.0050	<0.0050	0.0050
1,1-Dichloropropylene	<0.0050	<0.0050	0.0050
cis-1,3-Dichloropropylene	<0.0050	<0.0050	0.0050
Diisopropyl ether (DIPE)	<0.0050	<0.0050	0.0050
Ethylbenzene	<0.0020	<0.0020	0.0020
Ethyl-tert-Butyl Ether (ETBE)	<0.0050	<0.0050	0.0050
Gasoline Range Organics (GRO)	<0.50	<0.50	0.50
Hexachlorobutadiene	<0.010	<0.010	0.010
2-Hexanone (MBK)	<0.050	<0.050	0.050
Isopropylbenzene	<0.0050	<0.0050	0.0050
4-Isopropyltoluene	<0.0050	<0.0050	0.0050
Methyl-tert-Butyl Ether (MTBE)	<0.0050	<0.0050	0.0050
Methylene Chloride	<0.050	<0.050	0.050
4-Methyl-2-pentanone (MIBK)	<0.050	<0.050	0.050
Naphthalene	<0.010	<0.010	0.010
n-Propylbenzene	<0.0050	<0.0050	0.0050

Viorel Vasile
Operations Manager

LABORATORY ANALYSIS RESULTS

Client: The Source Group, Inc. (SH)
Project No: 04-NDLA-007
Project Name: DFSP Norwalk Soil Remediation
Method: VOCs, OXY & TPHG by GC/MS EPA 5035

AA Project No: A5331756
Date Received: 04/20/16
Date Reported: 05/12/16
Units: mg/kg

Date Sampled:	04/19/16	04/19/16	
Date Prepared:	04/25/16	04/25/16	
Date Analyzed:	04/26/16	04/26/16	
AA ID No:	6D20008-41	6D20008-42	
Client ID No:	SB00254	SB00255	
Matrix:	Soil	Soil	
Dilution Factor:	1	1	MRL
8260B/5035 +OXY+TPHG (EPA 8260B/5035) (continued)			
Styrene	<0.0050	<0.0050	0.0050
1,1,1,2-Tetrachloroethane	<0.0050	<0.0050	0.0050
1,1,2,2-Tetrachloroethane	<0.0050	<0.0050	0.0050
Tetrachloroethylene (PCE)	<0.0050	<0.0050	0.0050
Toluene	<0.0020	**0.0046**	0.0020
1,2,4-Trichlorobenzene	<0.0050	<0.0050	0.0050
1,2,3-Trichlorobenzene	<0.0050	<0.0050	0.0050
1,1,2-Trichloroethane	<0.0050	<0.0050	0.0050
1,1,1-Trichloroethane	<0.0050	<0.0050	0.0050
Trichloroethylene (TCE)	<0.0050	<0.0050	0.0050
Trichlorofluoromethane (R11)	<0.0050	<0.0050	0.0050
1,2,3-Trichloropropane	<0.0050	<0.0050	0.0050
1,1,2-Trichloro-1,2,2-trifluoroethane (R113)	<0.0050	<0.0050	0.0050
1,3,5-Trimethylbenzene	<0.0050	<0.0050	0.0050
1,2,4-Trimethylbenzene	<0.0050	<0.0050	0.0050
Vinyl chloride	<0.0050	<0.0050	0.0050
o-Xylene	<0.0020	<0.0020	0.0020
m,p-Xylenes	<0.0020	<0.0020	0.0020
Surrogates			**%REC Limits**
4-Bromofluorobenzene	131%	127%	70-140
Dibromofluoromethane	115%	117%	70-140
Toluene-d8	116%	119%	70-140

Viorel Vasile
Operations Manager

LABORATORY ANALYSIS RESULTS

Client: The Source Group, Inc. (SH)
Project No: 04-NDLA-007
Project Name: DFSP Norwalk Soil Remediation
Method: Carbon Chain by GC/FID

AA Project No: A5331756
Date Received: 04/20/16
Date Reported: 05/12/16
Units: mg/kg

Date Sampled:	04/19/16	04/19/16	04/19/16	04/19/16	
Date Prepared:	04/21/16	04/21/16	04/21/16	04/21/16	
Date Analyzed:	04/21/16	04/22/16	04/22/16	04/22/16	
AA ID No:	6D20008-01	6D20008-02	6D20008-03	6D20008-04	
Client ID No:	SB00214	SB00215	SB00216	SB00217	
Matrix:	Soil	Soil	Soil	Soil	
Dilution Factor:	5	1	1	5	MRL
Carbon Chain Custom (EPA 8015M)					
C13-C22	<50	<10	<10	<50	10
C23-C32	**160**	<10	**15**	**140**	10
C33-C44	**100**	<10	<10	**100**	10
Surrogates					**%REC Limits**
o-Terphenyl	99%	95%	102%	96%	50-150

Viorel Vasile
Operations Manager

LABORATORY ANALYSIS RESULTS

Client: The Source Group, Inc. (SH)
Project No: 04-NDLA-007
Project Name: DFSP Norwalk Soil Remediation
Method: Carbon Chain by GC/FID

AA Project No: A5331756
Date Received: 04/20/16
Date Reported: 05/12/16
Units: mg/kg

Date Sampled:	04/19/16	04/19/16	04/19/16	04/19/16	
Date Prepared:	04/21/16	04/21/16	04/21/16	04/21/16	
Date Analyzed:	04/22/16	04/22/16	04/22/16	04/22/16	
AA ID No:	6D20008-05	6D20008-06	6D20008-07	6D20008-08	
Client ID No:	SB00218	SB00219	SB00220	SB00221	
Matrix:	Soil	Soil	Soil	Soil	
Dilution Factor:	1	5	1	1	MRL
Carbon Chain Custom (EPA 8015M)					
C13-C22	**25**	<50	**31**	**49**	10
C23-C32	**130**	**270**	**140**	**120**	10
C33-C44	**75**	**210**	**83**	**71**	10
Surrogates					**%REC Limits**
o-Terphenyl	106%	114%	107%	118%	50-150

Viorel Vasile
Operations Manager

LABORATORY ANALYSIS RESULTS

Client: The Source Group, Inc. (SH)
Project No: 04-NDLA-007
Project Name: DFSP Norwalk Soil Remediation
Method: Carbon Chain by GC/FID

AA Project No: A5331756
Date Received: 04/20/16
Date Reported: 05/12/16
Units: mg/kg

Date Sampled:	04/19/16	04/19/16	04/19/16	04/19/16	
Date Prepared:	04/21/16	04/21/16	04/21/16	04/21/16	
Date Analyzed:	04/22/16	04/22/16	04/22/16	04/22/16	
AA ID No:	6D20008-09	6D20008-10	6D20008-11	6D20008-12	
Client ID No:	SB00222	SB00223	SB00224	SB00225	
Matrix:	Soil	Soil	Soil	Soil	
Dilution Factor:	5	1	1	1	MRL
Carbon Chain Custom (EPA 8015M)					
C13-C22	<50	**23**	<10	**32**	10
C23-C32	**160**	**47**	<10	**85**	10
C33-C44	**120**	**34**	<10	**48**	10
Surrogates					**%REC Limits**
o-Terphenyl	101%	110%	100%	130%	50-150

Viorel Vasile
Operations Manager

LABORATORY ANALYSIS RESULTS

Client: The Source Group, Inc. (SH)
Project No: 04-NDLA-007
Project Name: DFSP Norwalk Soil Remediation
Method: Carbon Chain by GC/FID

AA Project No: A5331756
Date Received: 04/20/16
Date Reported: 05/12/16
Units: mg/kg

Date Sampled:	04/19/16	04/19/16	04/19/16	04/19/16	
Date Prepared:	04/21/16	04/21/16	04/21/16	04/21/16	
Date Analyzed:	04/22/16	04/22/16	04/22/16	04/22/16	
AA ID No:	6D20008-13	6D20008-14	6D20008-15	6D20008-16	
Client ID No:	SB00226	SB00227	SB00228	SB00229	
Matrix:	Soil	Soil	Soil	Soil	
Dilution Factor:	1	1	1	1	MRL
Carbon Chain Custom (EPA 8015M)					
C13-C22	<10	**16**	<10	**62**	10
C23-C32	<10	**120**	**29**	**75**	10
C33-C44	<10	**86**	**17**	**39**	10
Surrogates					**%REC Limits**
o-Terphenyl	106%	105%	102%	121%	50-150

Viorel Vasile
Operations Manager

LABORATORY ANALYSIS RESULTS

Client: The Source Group, Inc. (SH)
Project No: 04-NDLA-007
Project Name: DFSP Norwalk Soil Remediation
Method: Carbon Chain by GC/FID

AA Project No: A5331756
Date Received: 04/20/16
Date Reported: 05/12/16
Units: mg/kg

Date Sampled:	04/19/16	04/19/16	04/19/16	04/19/16	
Date Prepared:	04/21/16	04/22/16	04/22/16	04/22/16	
Date Analyzed:	04/22/16	04/27/16	04/22/16	04/27/16	
AA ID No:	6D20008-17	6D20008-18	6D20008-19	6D20008-20	
Client ID No:	SB00230	SB00231	SB00232	SB00233	
Matrix:	Soil	Soil	Soil	Soil	
Dilution Factor:	1	1	1	1	MRL
Carbon Chain Custom (EPA 8015M)					
C13-C22	**12**	**19**	<10	**22**	10
C23-C32	**61**	**110**	**16**	**110**	10
C33-C44	**39**	**110**	<10	**110**	10
Surrogates					**%REC Limits**
o-Terphenyl	101%	110%	105%	106%	50-150

Viorel Vasile
Operations Manager

LABORATORY ANALYSIS RESULTS

Client: The Source Group, Inc. (SH)
Project No: 04-NDLA-007
Project Name: DFSP Norwalk Soil Remediation
Method: Carbon Chain by GC/FID

AA Project No: A5331756
Date Received: 04/20/16
Date Reported: 05/12/16
Units: mg/kg

Date Sampled:	04/19/16	04/19/16	04/19/16	04/19/16	
Date Prepared:	04/22/16	04/22/16	04/22/16	04/22/16	
Date Analyzed:	04/22/16	04/22/16	04/22/16	04/27/16	
AA ID No:	6D20008-21	6D20008-22	6D20008-23	6D20008-24	
Client ID No:	SB00234	SB00235	SB00236	SB00237	
Matrix:	Soil	Soil	Soil	Soil	
Dilution Factor:	1	1	1	1	MRL
Carbon Chain Custom (EPA 8015M)					
C13-C22	<10	<10	<10	**15**	10
C23-C32	**15**	<10	<10	**90**	10
C33-C44	**15**	<10	<10	**90**	10
Surrogates					**%REC Limits**
o-Terphenyl	113%	112%	107%	98%	50-150

Viorel Vasile
Operations Manager

LABORATORY ANALYSIS RESULTS

Client: The Source Group, Inc. (SH)
Project No: 04-NDLA-007
Project Name: DFSP Norwalk Soil Remediation
Method: Carbon Chain by GC/FID

AA Project No: A5331756
Date Received: 04/20/16
Date Reported: 05/12/16
Units: mg/kg

Date Sampled:	04/19/16	04/19/16	04/19/16	04/19/16	
Date Prepared:	04/22/16	04/22/16	04/22/16	04/22/16	
Date Analyzed:	04/22/16	04/22/16	04/22/16	04/22/16	
AA ID No:	6D20008-25	6D20008-26	6D20008-27	6D20008-28	
Client ID No:	SB00238	SB00239	SB00240	SB00241	
Matrix:	Soil	Soil	Soil	Soil	
Dilution Factor:	1	1	1	1	MRL
Carbon Chain Custom (EPA 8015M)					
C13-C22	<10	<10	<10	<10	10
C23-C32	<10	<10	<10	<10	10
C33-C44	<10	<10	<10	<10	10
Surrogates					**%REC Limits**
o-Terphenyl	106%	113%	106%	107%	50-150

Viorel Vasile
Operations Manager

LABORATORY ANALYSIS RESULTS

Client: The Source Group, Inc. (SH)
Project No: 04-NDLA-007
Project Name: DFSP Norwalk Soil Remediation
Method: Carbon Chain by GC/FID

AA Project No: A5331756
Date Received: 04/20/16
Date Reported: 05/12/16
Units: mg/kg

Date Sampled:	04/19/16	04/19/16	04/19/16	04/19/16	
Date Prepared:	04/22/16	04/22/16	04/22/16	04/22/16	
Date Analyzed:	04/22/16	04/22/16	04/22/16	04/27/16	
AA ID No:	6D20008-29	6D20008-30	6D20008-31	6D20008-32	
Client ID No:	SB00242	SB00243	SB00244	SB00245	
Matrix:	Soil	Soil	Soil	Soil	
Dilution Factor:	1	1	1	1	MRL
Carbon Chain Custom (EPA 8015M)					
C13-C22	<10	<10	<10	<10	10
C23-C32	<10	<10	<10	**47**	10
C33-C44	<10	<10	<10	**44**	10
Surrogates					**%REC Limits**
o-Terphenyl	105%	104%	104%	111%	50-150

Viorel Vasile
Operations Manager

LABORATORY ANALYSIS RESULTS

Client: The Source Group, Inc. (SH)
Project No: 04-NDLA-007
Project Name: DFSP Norwalk Soil Remediation
Method: Carbon Chain by GC/FID

AA Project No: A5331756
Date Received: 04/20/16
Date Reported: 05/12/16
Units: mg/kg

Date Sampled:	04/19/16	04/19/16	04/19/16	04/19/16	
Date Prepared:	04/22/16	04/22/16	04/22/16	04/22/16	
Date Analyzed:	04/27/16	04/27/16	04/27/16	04/22/16	
AA ID No:	6D20008-33	6D20008-34	6D20008-35	6D20008-36	
Client ID No:	SB00246	SB00247	SB00248	SB00249	
Matrix:	Soil	Soil	Soil	Soil	
Dilution Factor:	1	1	1	1	MRL
Carbon Chain Custom (EPA 8015M)					
C13-C22	**19**	**28**	**28**	<10	10
C23-C32	**80**	**140**	**65**	**25**	10
C33-C44	**78**	**120**	**61**	**22**	10
Surrogates					**%REC Limits**
o-Terphenyl	106%	112%	108%	107%	50-150

Viorel Vasile
Operations Manager

LABORATORY ANALYSIS RESULTS

Client: The Source Group, Inc. (SH)
Project No: 04-NDLA-007
Project Name: DFSP Norwalk Soil Remediation
Method: Carbon Chain by GC/FID

AA Project No: A5331756
Date Received: 04/20/16
Date Reported: 05/12/16
Units: mg/kg

Date Sampled:	04/19/16	04/19/16	04/19/16	04/19/16	
Date Prepared:	04/22/16	04/22/16	04/22/16	04/22/16	
Date Analyzed:	04/22/16	04/23/16	04/23/16	04/23/16	
AA ID No:	6D20008-37	6D20008-38	6D20008-39	6D20008-40	
Client ID No:	SB00250	SB00251	SB00252	SB00253	
Matrix:	Soil	Soil	Soil	Soil	
Dilution Factor:	1	1	1	1	MRL
Carbon Chain Custom (EPA 8015M)					
C13-C22	**23**	**78**	**14**	**56**	10
C23-C32	**71**	**290**	**56**	**190**	10
C33-C44	**55**	**130**	**21**	**81**	10
Surrogates					**%REC Limits**
o-Terphenyl	117%	131%	105%	102%	50-150

Viorel Vasile
Operations Manager

LABORATORY ANALYSIS RESULTS

Client: The Source Group, Inc. (SH)
Project No: 04-NDLA-007
Project Name: DFSP Norwalk Soil Remediation
Method: Carbon Chain by GC/FID

AA Project No: A5331756
Date Received: 04/20/16
Date Reported: 05/12/16
Units: mg/kg

Date Sampled:	04/19/16	04/19/16	
Date Prepared:	04/22/16	04/22/16	
Date Analyzed:	04/23/16	04/23/16	
AA ID No:	6D20008-41	6D20008-42	
Client ID No:	SB00254	SB00255	
Matrix:	Soil	Soil	
Dilution Factor:	1	1	MRL
Carbon Chain Custom (EPA 8015M)			
C13-C22	**56**	**26**	10
C23-C32	**240**	**34**	10
C33-C44	**110**	**17**	10
Surrogates			**%REC Limits**
o-Terphenyl	113%	101%	50-150

Viorel Vasile
Operations Manager

LABORATORY ANALYSIS RESULTS

Client: The Source Group, Inc. (SH)
Project No: 04-NDLA-007
Project Name: DFSP Norwalk Soil Remediation

AA Project No: A5331756
Date Received: 04/20/16
Date Reported: 05/12/16

Analyte	Result	Reporting Limit	Units	Spike Level	Source Result	%REC	%REC Limits	RPD	RPD Limit	Notes
VOCs, OXY & TPHG by GC/MS EPA 5035 - Quality Control										
Batch B6D2214 - EPA 5035										
Blank (B6D2214-BLK1)				Prepared & Analyzed: 04/22/16						
Acetone	<0.050	0.050	mg/kg							
tert-Amyl Methyl Ether (TAME)	<0.0050	0.0050	mg/kg							
Benzene	<0.010	0.010	mg/kg							
Bromobenzene	<0.0050	0.0050	mg/kg							
Bromochloromethane	<0.0050	0.0050	mg/kg							
Bromodichloromethane	<0.0050	0.0050	mg/kg							
Bromoform	<0.0050	0.0050	mg/kg							
Bromomethane	<0.0050	0.0050	mg/kg							
2-Butanone (MEK)	<0.050	0.050	mg/kg							
tert-Butyl alcohol (TBA)	<0.020	0.020	mg/kg							
sec-Butylbenzene	<0.0050	0.0050	mg/kg							
tert-Butylbenzene	<0.0050	0.0050	mg/kg							
n-Butylbenzene	<0.0050	0.0050	mg/kg							
Carbon Disulfide	<0.0050	0.0050	mg/kg							
Carbon Tetrachloride	<0.0050	0.0050	mg/kg							
Chlorobenzene	<0.0050	0.0050	mg/kg							
Chloroethane	<0.0050	0.0050	mg/kg							
Chloroform	<0.0050	0.0050	mg/kg							
Chloromethane	<0.0050	0.0050	mg/kg							
2-Chlorotoluene	<0.0050	0.0050	mg/kg							
4-Chlorotoluene	<0.0050	0.0050	mg/kg							
1,2-Dibromo-3-chloropropane	<0.010	0.010	mg/kg							
Dibromochloromethane	<0.0050	0.0050	mg/kg							
1,2-Dibromoethane (EDB)	<0.0050	0.0050	mg/kg							
Dibromomethane	<0.0050	0.0050	mg/kg							
1,4-Dichlorobenzene	<0.0050	0.0050	mg/kg							
1,3-Dichlorobenzene	<0.0050	0.0050	mg/kg							
1,2-Dichlorobenzene	<0.0050	0.0050	mg/kg							
Dichlorodifluoromethane (R12)	<0.0050	0.0050	mg/kg							
1,1-Dichloroethane	<0.0050	0.0050	mg/kg							
1,2-Dichloroethane (EDC)	<0.0050	0.0050	mg/kg							

Viorel Vasile
Operations Manager

LABORATORY ANALYSIS RESULTS

Client: The Source Group, Inc. (SH)
Project No: 04-NDLA-007
Project Name: DFSP Norwalk Soil Remediation

AA Project No: A5331756
Date Received: 04/20/16
Date Reported: 05/12/16

Analyte	Result	Reporting Limit	Units	Spike Level	Source Result	%REC	%REC Limits	RPD	RPD Limit	Notes
VOCs, OXY & TPHG by GC/MS EPA 5035 - Quality Control										
Batch B6D2214 - EPA 5035										
Blank (B6D2214-BLK1) Continued				Prepared & Analyzed: 04/22/16						
trans-1,2-Dichloroethylene	<0.0050	0.0050	mg/kg							
cis-1,2-Dichloroethylene	<0.0050	0.0050	mg/kg							
1,1-Dichloroethylene	<0.0050	0.0050	mg/kg							
2,2-Dichloropropane	<0.0050	0.0050	mg/kg							
1,3-Dichloropropane	<0.0050	0.0050	mg/kg							
1,2-Dichloropropane	<0.0050	0.0050	mg/kg							
trans-1,3-Dichloropropylene	<0.0050	0.0050	mg/kg							
1,1-Dichloropropylene	<0.0050	0.0050	mg/kg							
cis-1,3-Dichloropropylene	<0.0050	0.0050	mg/kg							
Diisopropyl ether (DIPE)	<0.0050	0.0050	mg/kg							
Ethylbenzene	<0.0020	0.0020	mg/kg							
Ethyl-tert-Butyl Ether (ETBE)	<0.0050	0.0050	mg/kg							
Gasoline Range Organics (GRO)	<0.50	0.50	mg/kg							
Hexachlorobutadiene	<0.010	0.010	mg/kg							
2-Hexanone (MBK)	<0.050	0.050	mg/kg							
Isopropylbenzene	<0.0050	0.0050	mg/kg							
4-Isopropyltoluene	<0.0050	0.0050	mg/kg							
Methyl-tert-Butyl Ether (MTBE)	<0.0050	0.0050	mg/kg							
Methylene Chloride	<0.050	0.050	mg/kg							
4-Methyl-2-pentanone (MIBK)	<0.050	0.050	mg/kg							
Naphthalene	<0.010	0.010	mg/kg							
n-Propylbenzene	<0.0050	0.0050	mg/kg							
Styrene	<0.0050	0.0050	mg/kg							
1,1,1,2-Tetrachloroethane	<0.0050	0.0050	mg/kg							
1,1,2,2-Tetrachloroethane	<0.0050	0.0050	mg/kg							
Tetrachloroethylene (PCE)	<0.0050	0.0050	mg/kg							
Toluene	<0.0020	0.0020	mg/kg							
1,2,4-Trichlorobenzene	<0.0050	0.0050	mg/kg							
1,2,3-Trichlorobenzene	<0.0050	0.0050	mg/kg							
1,1,2-Trichloroethane	<0.0050	0.0050	mg/kg							
1,1,1-Trichloroethane	<0.0050	0.0050	mg/kg							

Viorel Vasile
Operations Manager

LABORATORY ANALYSIS RESULTS

Client: The Source Group, Inc. (SH)
Project No: 04-NDLA-007
Project Name: DFSP Norwalk Soil Remediation

AA Project No: A5331756
Date Received: 04/20/16
Date Reported: 05/12/16

VOCs, OXY & TPHG by GC/MS EPA 5035 - Quality Control

Batch B6D2214 - EPA 5035

Analyte	Result	Reporting Limit	Units	Spike Level	Source Result	%REC	%REC Limits	RPD	RPD Limit	Notes
Blank (B6D2214-BLK1) Continued				Prepared & Analyzed: 04/22/16						
Trichloroethylene (TCE)	<0.0050	0.0050	mg/kg							
Trichlorofluoromethane (R11)	<0.0050	0.0050	mg/kg							
1,2,3-Trichloropropane	<0.0050	0.0050	mg/kg							
1,1,2-Trichloro-1,2,2-trifluoroethane (R113)	<0.0050	0.0050	mg/kg							
1,3,5-Trimethylbenzene	<0.0050	0.0050	mg/kg							
1,2,4-Trimethylbenzene	<0.0050	0.0050	mg/kg							
Vinyl chloride	<0.0050	0.0050	mg/kg							
o-Xylene	<0.0020	0.0020	mg/kg							
m,p-Xylenes	<0.0020	0.0020	mg/kg							
Surrogate: 4-Bromofluorobenzene	*0.106*		*mg/kg*	*0.10*		*106*	*70-140*			
Surrogate: Dibromofluoromethane	*0.0904*		*mg/kg*	*0.10*		*90.4*	*70-140*			
Surrogate: Toluene-d8	*0.103*		*mg/kg*	*0.10*		*103*	*70-140*			
LCS (B6D2214-BS1)				Prepared & Analyzed: 04/22/16						
Acetone	**0.0869**	0.050	mg/kg	0.10		86.9	70-130		30	
tert-Amyl Methyl Ether (TAME)	**0.0374**	0.0050	mg/kg	0.040		93.5	70-130		30	
Benzene	**0.0383**	0.010	mg/kg	0.040		95.8	70-130		30	
Bromobenzene	**0.0372**	0.0050	mg/kg	0.040		93.1	70-130		30	
Bromochloromethane	**0.0466**	0.0050	mg/kg	0.040		117	70-130		30	
Bromodichloromethane	**0.0333**	0.0050	mg/kg	0.040		83.2	70-130		30	
Bromoform	**0.0303**	0.0050	mg/kg	0.040		75.8	70-130		30	
Bromomethane	**0.0452**	0.0050	mg/kg	0.040		113	70-130		30	
2-Butanone (MEK)	**0.0826**	0.050	mg/kg	0.10		82.6	70-130		30	
tert-Butyl alcohol (TBA)	**0.169**	0.020	mg/kg	0.20		84.4	70-130		30	
sec-Butylbenzene	**0.0445**	0.0050	mg/kg	0.040		111	70-130		30	
tert-Butylbenzene	**0.0390**	0.0050	mg/kg	0.040		97.5	70-130		30	
n-Butylbenzene	**0.0439**	0.0050	mg/kg	0.040		110	70-130		30	
Carbon Disulfide	**0.115**	0.0050	mg/kg	0.10		115	70-130		30	
Carbon Tetrachloride	**0.0405**	0.0050	mg/kg	0.040		101	70-130		30	
Chlorobenzene	**0.0404**	0.0050	mg/kg	0.040		101	70-130		30	
Chloroethane	**0.0399**	0.0050	mg/kg	0.040		99.8	70-130		30	

Viorel Vasile
Operations Manager

LABORATORY ANALYSIS RESULTS

Client: The Source Group, Inc. (SH)
Project No: 04-NDLA-007
Project Name: DFSP Norwalk Soil Remediation

AA Project No: A5331756
Date Received: 04/20/16
Date Reported: 05/12/16

Analyte	Result	Reporting Limit	Units	Spike Level	Source Result	%REC	%REC Limits	RPD	RPD Limit	Notes
VOCs, OXY & TPHG by GC/MS EPA 5035 - Quality Control										
Batch B6D2214 - EPA 5035										
LCS (B6D2214-BS1) Continued				Prepared & Analyzed: 04/22/16						
Chloroform	**0.0397**	0.0050	mg/kg	0.040		99.2	70-130		30	
Chloromethane	**0.0342**	0.0050	mg/kg	0.040		85.4	70-130		30	
2-Chlorotoluene	**0.0411**	0.0050	mg/kg	0.040		103	70-130		30	
4-Chlorotoluene	**0.0404**	0.0050	mg/kg	0.040		101	70-130		30	
1,2-Dibromo-3-chloropropane	**0.0343**	0.010	mg/kg	0.040		85.7	70-130		30	
Dibromochloromethane	**0.0336**	0.0050	mg/kg	0.040		83.9	70-130		30	
1,2-Dibromoethane (EDB)	**0.0337**	0.0050	mg/kg	0.040		84.2	70-130		30	
Dibromomethane	**0.0364**	0.0050	mg/kg	0.040		91.0	70-130		30	
1,4-Dichlorobenzene	**0.0391**	0.0050	mg/kg	0.040		97.7	70-130		30	
1,3-Dichlorobenzene	**0.0394**	0.0050	mg/kg	0.040		98.4	70-130		30	
1,2-Dichlorobenzene	**0.0374**	0.0050	mg/kg	0.040		93.6	70-130		30	
Dichlorodifluoromethane (R12)	**0.0485**	0.0050	mg/kg	0.040		121	70-130		30	
1,1-Dichloroethane	**0.0449**	0.0050	mg/kg	0.040		112	70-130		30	
1,2-Dichloroethane (EDC)	**0.0343**	0.0050	mg/kg	0.040		85.7	70-130		30	
trans-1,2-Dichloroethylene	**0.0408**	0.0050	mg/kg	0.040		102	70-130		30	
cis-1,2-Dichloroethylene	**0.0472**	0.0050	mg/kg	0.040		118	70-130		30	
1,1-Dichloroethylene	**0.0440**	0.0050	mg/kg	0.040		110	70-130		30	
2,2-Dichloropropane	**0.0408**	0.0050	mg/kg	0.040		102	70-130		30	
1,3-Dichloropropane	**0.0366**	0.0050	mg/kg	0.040		91.6	70-130		30	
1,2-Dichloropropane	**0.0347**	0.0050	mg/kg	0.040		86.8	70-130		30	
trans-1,3-Dichloropropylene	**0.0326**	0.0050	mg/kg	0.040		81.4	70-130		30	
1,1-Dichloropropylene	**0.0374**	0.0050	mg/kg	0.040		93.5	70-130		30	
cis-1,3-Dichloropropylene	**0.0325**	0.0050	mg/kg	0.040		81.2	70-130		30	
Diisopropyl ether (DIPE)	**0.0410**	0.0050	mg/kg	0.040		103	70-130		30	
Ethylbenzene	**0.0414**	0.0020	mg/kg	0.040		104	70-130		30	
Ethyl-tert-Butyl Ether (ETBE)	**0.0385**	0.0050	mg/kg	0.040		96.2	70-130		30	
Gasoline Range Organics (GRO)	**0.966**	0.50	mg/kg	1.0		96.6	70-130		30	
Hexachlorobutadiene	**0.0427**	0.010	mg/kg	0.040		107	70-130		30	
2-Hexanone (MBK)	**0.0870**	0.050	mg/kg	0.10		87.0	70-130		30	
Isopropylbenzene	**0.0421**	0.0050	mg/kg	0.040		105	70-130		30	
4-Isopropyltoluene	**0.0459**	0.0050	mg/kg	0.040		115	70-130		30	

Viorel Vasile
Operations Manager

LABORATORY ANALYSIS RESULTS

Client: The Source Group, Inc. (SH)
Project No: 04-NDLA-007
Project Name: DFSP Norwalk Soil Remediation

AA Project No: A5331756
Date Received: 04/20/16
Date Reported: 05/12/16

Analyte	Result	Reporting Limit	Units	Spike Level	Source Result	%REC	%REC Limits	RPD	RPD Limit	Notes
VOCs, OXY & TPHG by GC/MS EPA 5035 - Quality Control										
Batch B6D2214 - EPA 5035										
LCS (B6D2214-BS1) Continued				Prepared & Analyzed: 04/22/16						
Methyl-tert-Butyl Ether (MTBE)	**0.0662**	0.0050	mg/kg	0.080		82.8	70-130		30	
Methylene Chloride	**0.0463**	0.050	mg/kg	0.040		116	70-130		30	
4-Methyl-2-pentanone (MIBK)	**0.108**	0.050	mg/kg	0.10		108	70-130		30	
Naphthalene	**0.0372**	0.010	mg/kg	0.040		93.1	70-130		30	
n-Propylbenzene	**0.0403**	0.0050	mg/kg	0.040		101	70-130		30	
Styrene	**0.0430**	0.0050	mg/kg	0.040		107	70-130		30	
1,1,1,2-Tetrachloroethane	**0.0397**	0.0050	mg/kg	0.040		99.4	70-130		30	
1,1,2,2-Tetrachloroethane	**0.0342**	0.0050	mg/kg	0.040		85.6	70-135		30	
Tetrachloroethylene (PCE)	**0.0404**	0.0050	mg/kg	0.040		101	70-130		30	
Toluene	**0.0400**	0.0020	mg/kg	0.040		100	70-130		30	
1,2,4-Trichlorobenzene	**0.0392**	0.0050	mg/kg	0.040		98.1	70-130		30	
1,2,3-Trichlorobenzene	**0.0371**	0.0050	mg/kg	0.040		92.8	70-130		30	
1,1,2-Trichloroethane	**0.0347**	0.0050	mg/kg	0.040		86.8	70-130		30	
1,1,1-Trichloroethane	**0.0392**	0.0050	mg/kg	0.040		98.0	70-130		30	
Trichloroethylene (TCE)	**0.0364**	0.0050	mg/kg	0.040		90.9	70-130		30	
Trichlorofluoromethane (R11)	**0.0439**	0.0050	mg/kg	0.040		110	70-130		30	
1,2,3-Trichloropropane	**0.0359**	0.0050	mg/kg	0.040		89.7	70-130		30	
1,1,2-Trichloro-1,2,2-trifluoroethane (R113)	**0.0995**	0.0050	mg/kg	0.080		124	70-130		30	
1,3,5-Trimethylbenzene	**0.0445**	0.0050	mg/kg	0.040		111	70-130		30	
1,2,4-Trimethylbenzene	**0.0441**	0.0050	mg/kg	0.040		110	70-130		30	
Vinyl chloride	**0.0463**	0.0050	mg/kg	0.040		116	70-130		30	
o-Xylene	**0.0435**	0.0020	mg/kg	0.040		109	70-130		30	
m,p-Xylenes	**0.0864**	0.0020	mg/kg	0.080		108	70-130		30	
Surrogate: 4-Bromofluorobenzene	*0.0932*		*mg/kg*	*0.10*		*93.2*	*70-140*			
Surrogate: Dibromofluoromethane	*0.0943*		*mg/kg*	*0.10*		*94.3*	*70-140*			
Surrogate: Toluene-d8	*0.104*		*mg/kg*	*0.10*		*104*	*70-140*			
LCS Dup (B6D2214-BSD1)				Prepared: 04/22/16 Analyzed: 04/23/16						
Acetone	**0.0905**	0.050	mg/kg	0.10		90.5	70-130	4.08	30	
tert-Amyl Methyl Ether (TAME)	**0.0311**	0.0050	mg/kg	0.040		77.7	70-130	18.5	30	
Benzene	**0.0361**	0.010	mg/kg	0.040		90.2	70-130	6.08	30	

Viorel Vasile
Operations Manager

LABORATORY ANALYSIS RESULTS

Client: The Source Group, Inc. (SH)
Project No: 04-NDLA-007
Project Name: DFSP Norwalk Soil Remediation

AA Project No: A5331756
Date Received: 04/20/16
Date Reported: 05/12/16

VOCs, OXY & TPHG by GC/MS EPA 5035 - Quality Control

Batch B6D2214 - EPA 5035

LCS Dup (B6D2214-BSD1) Continued Prepared: 04/22/16 Analyzed: 04/23/16

Analyte	Result	Reporting Limit	Units	Spike Level	Source Result	%REC	%REC Limits	RPD	RPD Limit	Notes
Bromobenzene	**0.0379**	0.0050	mg/kg	0.040		94.8	70-130	1.81	30	
Bromochloromethane	**0.0371**	0.0050	mg/kg	0.040		92.8	70-130	22.7	30	
Bromodichloromethane	**0.0328**	0.0050	mg/kg	0.040		82.0	70-130	1.39	30	
Bromoform	**0.0334**	0.0050	mg/kg	0.040		83.5	70-130	9.67	30	
Bromomethane	**0.0527**	0.0050	mg/kg	0.040		132	70-130	15.2	30	**
2-Butanone (MEK)	**0.0821**	0.050	mg/kg	0.10		82.1	70-130	0.559	30	
tert-Butyl alcohol (TBA)	**0.204**	0.020	mg/kg	0.20		102	70-130	18.9	30	
sec-Butylbenzene	**0.0431**	0.0050	mg/kg	0.040		108	70-130	3.29	30	
tert-Butylbenzene	**0.0363**	0.0050	mg/kg	0.040		90.8	70-130	7.12	30	
n-Butylbenzene	**0.0426**	0.0050	mg/kg	0.040		107	70-130	2.91	30	
Carbon Disulfide	**0.116**	0.0050	mg/kg	0.10		116	70-130	0.553	30	
Carbon Tetrachloride	**0.0384**	0.0050	mg/kg	0.040		96.0	70-130	5.37	30	
Chlorobenzene	**0.0412**	0.0050	mg/kg	0.040		103	70-130	1.81	30	
Chloroethane	**0.0443**	0.0050	mg/kg	0.040		111	70-130	10.5	30	
Chloroform	**0.0358**	0.0050	mg/kg	0.040		89.6	70-130	10.2	30	
Chloromethane	**0.0366**	0.0050	mg/kg	0.040		91.4	70-130	6.73	30	
2-Chlorotoluene	**0.0405**	0.0050	mg/kg	0.040		101	70-130	1.47	30	
4-Chlorotoluene	**0.0393**	0.0050	mg/kg	0.040		98.2	70-130	2.81	30	
1,2-Dibromo-3-chloropropane	**0.0341**	0.010	mg/kg	0.040		85.2	70-130	0.644	30	
Dibromochloromethane	**0.0355**	0.0050	mg/kg	0.040		88.6	70-130	5.51	30	
1,2-Dibromoethane (EDB)	**0.0361**	0.0050	mg/kg	0.040		90.2	70-130	7.00	30	
Dibromomethane	**0.0390**	0.0050	mg/kg	0.040		97.4	70-130	6.85	30	
1,4-Dichlorobenzene	**0.0389**	0.0050	mg/kg	0.040		97.2	70-130	0.513	30	
1,3-Dichlorobenzene	**0.0382**	0.0050	mg/kg	0.040		95.4	70-130	3.09	30	
1,2-Dichlorobenzene	**0.0389**	0.0050	mg/kg	0.040		97.2	70-130	3.72	30	
Dichlorodifluoromethane (R12)	**0.0433**	0.0050	mg/kg	0.040		108	70-130	11.3	30	
1,1-Dichloroethane	**0.0472**	0.0050	mg/kg	0.040		118	70-130	5.04	30	
1,2-Dichloroethane (EDC)	**0.0340**	0.0050	mg/kg	0.040		84.9	70-130	0.938	30	
trans-1,2-Dichloroethylene	**0.0480**	0.0050	mg/kg	0.040		120	70-130	16.3	30	
cis-1,2-Dichloroethylene	**0.0508**	0.0050	mg/kg	0.040		127	70-130	7.43	30	**
1,1-Dichloroethylene	**0.0506**	0.0050	mg/kg	0.040		126	70-130	13.9	30	

Viorel Vasile
Operations Manager

LABORATORY ANALYSIS RESULTS

Client: The Source Group, Inc. (SH)
Project No: 04-NDLA-007
Project Name: DFSP Norwalk Soil Remediation

AA Project No: A5331756
Date Received: 04/20/16
Date Reported: 05/12/16

VOCs, OXY & TPHG by GC/MS EPA 5035 - Quality Control

Batch B6D2214 - EPA 5035

LCS Dup (B6D2214-BSD1) Continued Prepared: 04/22/16 Analyzed: 04/23/16

Analyte	Result	Reporting Limit	Units	Spike Level	Source Result	%REC	%REC Limits	RPD	RPD Limit	Notes
2,2-Dichloropropane	**0.0376**	0.0050	mg/kg	0.040		93.9	70-130	8.27	30	
1,3-Dichloropropane	**0.0404**	0.0050	mg/kg	0.040		101	70-130	9.86	30	
1,2-Dichloropropane	**0.0337**	0.0050	mg/kg	0.040		84.2	70-130	3.04	30	
trans-1,3-Dichloropropylene	**0.0316**	0.0050	mg/kg	0.040		79.1	70-130	2.93	30	
1,1-Dichloropropylene	**0.0343**	0.0050	mg/kg	0.040		85.7	70-130	8.71	30	
cis-1,3-Dichloropropylene	**0.0309**	0.0050	mg/kg	0.040		77.4	70-130	4.92	30	
Diisopropyl ether (DIPE)	**0.0437**	0.0050	mg/kg	0.040		109	70-130	6.42	30	
Ethylbenzene	**0.0403**	0.0020	mg/kg	0.040		101	70-130	2.74	30	
Ethyl-tert-Butyl Ether (ETBE)	**0.0396**	0.0050	mg/kg	0.040		98.9	70-130	2.77	30	
Gasoline Range Organics (GRO)	**1.08**	0.50	mg/kg	1.0		108	70-130	10.8	30	
Hexachlorobutadiene	**0.0427**	0.010	mg/kg	0.040		107	70-130	0.140	30	
2-Hexanone (MBK)	**0.0944**	0.050	mg/kg	0.10		94.4	70-130	8.25	30	
Isopropylbenzene	**0.0398**	0.0050	mg/kg	0.040		99.5	70-130	5.52	30	
4-Isopropyltoluene	**0.0443**	0.0050	mg/kg	0.040		111	70-130	3.55	30	
Methyl-tert-Butyl Ether (MTBE)	**0.0672**	0.0050	mg/kg	0.080		84.0	70-130	1.50	30	
Methylene Chloride	**0.0516**	0.050	mg/kg	0.040		129	70-130	10.7	30	
4-Methyl-2-pentanone (MIBK)	**0.0995**	0.050	mg/kg	0.10		99.5	70-130	8.41	30	
Naphthalene	**0.0318**	0.010	mg/kg	0.040		79.5	70-130	15.7	30	
n-Propylbenzene	**0.0390**	0.0050	mg/kg	0.040		97.5	70-130	3.33	30	
Styrene	**0.0412**	0.0050	mg/kg	0.040		103	70-130	4.13	30	
1,1,1,2-Tetrachloroethane	**0.0405**	0.0050	mg/kg	0.040		101	70-130	1.99	30	
1,1,2,2-Tetrachloroethane	**0.0388**	0.0050	mg/kg	0.040		97.0	70-135	12.6	30	
Tetrachloroethylene (PCE)	**0.0389**	0.0050	mg/kg	0.040		97.3	70-130	3.63	30	
Toluene	**0.0394**	0.0020	mg/kg	0.040		98.4	70-130	1.71	30	
1,2,4-Trichlorobenzene	**0.0386**	0.0050	mg/kg	0.040		96.5	70-130	1.64	30	
1,2,3-Trichlorobenzene	**0.0394**	0.0050	mg/kg	0.040		98.4	70-130	5.96	30	
1,1,2-Trichloroethane	**0.0366**	0.0050	mg/kg	0.040		91.6	70-130	5.27	30	
1,1,1-Trichloroethane	**0.0372**	0.0050	mg/kg	0.040		93.1	70-130	5.13	30	
Trichloroethylene (TCE)	**0.0351**	0.0050	mg/kg	0.040		87.6	70-130	3.64	30	
Trichlorofluoromethane (R11)	**0.0474**	0.0050	mg/kg	0.040		119	70-130	7.66	30	
1,2,3-Trichloropropane	**0.0404**	0.0050	mg/kg	0.040		101	70-130	11.8	30	

Viorel Vasile
Operations Manager

LABORATORY ANALYSIS RESULTS

Client: The Source Group, Inc. (SH)
Project No: 04-NDLA-007
Project Name: DFSP Norwalk Soil Remediation

AA Project No: A5331756
Date Received: 04/20/16
Date Reported: 05/12/16

Analyte	Result	Reporting Limit	Units	Spike Level	Source Result	%REC	%REC Limits	RPD	RPD Limit	Notes
VOCs, OXY & TPHG by GC/MS EPA 5035 - Quality Control										
Batch B6D2214 - EPA 5035										
LCS Dup (B6D2214-BSD1) Continued				Prepared: 04/22/16 Analyzed: 04/23/16						
1,1,2-Trichloro-1,2,2-trifluoroethane (R113)	**0.115**	0.0050	mg/kg	0.080		144	70-130	14.6	30	**
1,3,5-Trimethylbenzene	**0.0436**	0.0050	mg/kg	0.040		109	70-130	2.04	30	
1,2,4-Trimethylbenzene	**0.0433**	0.0050	mg/kg	0.040		108	70-130	1.74	30	
Vinyl chloride	**0.0490**	0.0050	mg/kg	0.040		122	70-130	5.58	30	
o-Xylene	**0.0421**	0.0020	mg/kg	0.040		105	70-130	3.27	30	
m,p-Xylenes	**0.0771**	0.0020	mg/kg	0.080		96.4	70-130	11.4	30	
Surrogate: 4-Bromofluorobenzene	*0.0981*		*mg/kg*	*0.10*		*98.1*	*70-140*			
Surrogate: Dibromofluoromethane	*0.0910*		*mg/kg*	*0.10*		*91.0*	*70-140*			
Surrogate: Toluene-d8	*0.107*		*mg/kg*	*0.10*		*107*	*70-140*			
Batch B6D2527 - EPA 5035										
Blank (B6D2527-BLK1)				Prepared & Analyzed: 04/25/16						
Acetone	<0.050	0.050	mg/kg							
tert-Amyl Methyl Ether (TAME)	<0.0050	0.0050	mg/kg							
Benzene	<0.010	0.010	mg/kg							
Bromobenzene	<0.0050	0.0050	mg/kg							
Bromochloromethane	<0.0050	0.0050	mg/kg							
Bromodichloromethane	<0.0050	0.0050	mg/kg							
Bromoform	<0.0050	0.0050	mg/kg							
Bromomethane	<0.0050	0.0050	mg/kg							
2-Butanone (MEK)	<0.050	0.050	mg/kg							
tert-Butyl alcohol (TBA)	<0.020	0.020	mg/kg							
sec-Butylbenzene	<0.0050	0.0050	mg/kg							
tert-Butylbenzene	<0.0050	0.0050	mg/kg							
n-Butylbenzene	<0.0050	0.0050	mg/kg							
Carbon Disulfide	<0.0050	0.0050	mg/kg							
Carbon Tetrachloride	<0.0050	0.0050	mg/kg							
Chlorobenzene	<0.0050	0.0050	mg/kg							
Chloroethane	<0.0050	0.0050	mg/kg							
Chloroform	<0.0050	0.0050	mg/kg							
Chloromethane	<0.0050	0.0050	mg/kg							

Viorel Vasile
Operations Manager

LABORATORY ANALYSIS RESULTS

Client: The Source Group, Inc. (SH)
Project No: 04-NDLA-007
Project Name: DFSP Norwalk Soil Remediation

AA Project No: A5331756
Date Received: 04/20/16
Date Reported: 05/12/16

Analyte	Result	Reporting Limit	Units	Spike Level	Source Result	%REC	%REC Limits	RPD	RPD Limit	Notes
VOCs, OXY & TPHG by GC/MS EPA 5035 - Quality Control										
Batch B6D2527 - EPA 5035										
Blank (B6D2527-BLK1) Continued				Prepared & Analyzed: 04/25/16						
2-Chlorotoluene	<0.0050	0.0050	mg/kg							
4-Chlorotoluene	<0.0050	0.0050	mg/kg							
1,2-Dibromo-3-chloropropane	<0.010	0.010	mg/kg							
Dibromochloromethane	<0.0050	0.0050	mg/kg							
1,2-Dibromoethane (EDB)	<0.0050	0.0050	mg/kg							
Dibromomethane	<0.0050	0.0050	mg/kg							
1,4-Dichlorobenzene	<0.0050	0.0050	mg/kg							
1,3-Dichlorobenzene	<0.0050	0.0050	mg/kg							
1,2-Dichlorobenzene	<0.0050	0.0050	mg/kg							
Dichlorodifluoromethane (R12)	<0.0050	0.0050	mg/kg							
1,1-Dichloroethane	<0.0050	0.0050	mg/kg							
1,2-Dichloroethane (EDC)	<0.0050	0.0050	mg/kg							
trans-1,2-Dichloroethylene	<0.0050	0.0050	mg/kg							
cis-1,2-Dichloroethylene	<0.0050	0.0050	mg/kg							
1,1-Dichloroethylene	<0.0050	0.0050	mg/kg							
2,2-Dichloropropane	<0.0050	0.0050	mg/kg							
1,3-Dichloropropane	<0.0050	0.0050	mg/kg							
1,2-Dichloropropane	<0.0050	0.0050	mg/kg							
trans-1,3-Dichloropropylene	<0.0050	0.0050	mg/kg							
1,1-Dichloropropylene	<0.0050	0.0050	mg/kg							
cis-1,3-Dichloropropylene	<0.0050	0.0050	mg/kg							
Diisopropyl ether (DIPE)	<0.0050	0.0050	mg/kg							
Ethylbenzene	<0.0020	0.0020	mg/kg							
Ethyl-tert-Butyl Ether (ETBE)	<0.0050	0.0050	mg/kg							
Gasoline Range Organics (GRO)	<0.50	0.50	mg/kg							
Hexachlorobutadiene	<0.010	0.010	mg/kg							
2-Hexanone (MBK)	<0.050	0.050	mg/kg							
Isopropylbenzene	<0.0050	0.0050	mg/kg							
4-Isopropyltoluene	<0.0050	0.0050	mg/kg							
Methyl-tert-Butyl Ether (MTBE)	<0.0050	0.0050	mg/kg							
Methylene Chloride	<0.050	0.050	mg/kg							

Viorel Vasile
Operations Manager

LABORATORY ANALYSIS RESULTS

Client: The Source Group, Inc. (SH)
Project No: 04-NDLA-007
Project Name: DFSP Norwalk Soil Remediation

AA Project No: A5331756
Date Received: 04/20/16
Date Reported: 05/12/16

Analyte	Result	Reporting Limit	Units	Spike Level	Source Result	%REC	%REC Limits	RPD	RPD Limit	Notes
VOCs, OXY & TPHG by GC/MS EPA 5035 - Quality Control										
Batch B6D2527 - EPA 5035										
Blank (B6D2527-BLK1) Continued				Prepared & Analyzed: 04/25/16						
4-Methyl-2-pentanone (MIBK)	<0.050	0.050	mg/kg							
Naphthalene	<0.010	0.010	mg/kg							
n-Propylbenzene	<0.0050	0.0050	mg/kg							
Styrene	<0.0050	0.0050	mg/kg							
1,1,1,2-Tetrachloroethane	<0.0050	0.0050	mg/kg							
1,1,2,2-Tetrachloroethane	<0.0050	0.0050	mg/kg							
Tetrachloroethylene (PCE)	<0.0050	0.0050	mg/kg							
Toluene	<0.0020	0.0020	mg/kg							
1,2,4-Trichlorobenzene	<0.0050	0.0050	mg/kg							
1,2,3-Trichlorobenzene	<0.0050	0.0050	mg/kg							
1,1,2-Trichloroethane	<0.0050	0.0050	mg/kg							
1,1,1-Trichloroethane	<0.0050	0.0050	mg/kg							
Trichloroethylene (TCE)	<0.0050	0.0050	mg/kg							
Trichlorofluoromethane (R11)	<0.0050	0.0050	mg/kg							
1,2,3-Trichloropropane	<0.0050	0.0050	mg/kg							
1,1,2-Trichloro-1,2,2-trifluoroethane (R113)	<0.0050	0.0050	mg/kg							
1,3,5-Trimethylbenzene	<0.0050	0.0050	mg/kg							
1,2,4-Trimethylbenzene	<0.0050	0.0050	mg/kg							
Vinyl chloride	<0.0050	0.0050	mg/kg							
o-Xylene	<0.0020	0.0020	mg/kg							
m,p-Xylenes	<0.0020	0.0020	mg/kg							
Surrogate: 4-Bromofluorobenzene	*0.0984*		*mg/kg*	*0.10*		*98.4*	*70-140*			
Surrogate: Dibromofluoromethane	*0.0998*		*mg/kg*	*0.10*		*99.8*	*70-140*			
Surrogate: Toluene-d8	*0.104*		*mg/kg*	*0.10*		*104*	*70-140*			
LCS (B6D2527-BS1)				Prepared & Analyzed: 04/25/16						
Acetone	**0.0746**	0.050	mg/kg	0.10		74.6	70-130		30	
tert-Amyl Methyl Ether (TAME)	**0.0325**	0.0050	mg/kg	0.040		81.2	70-130		30	
Benzene	**0.0383**	0.010	mg/kg	0.040		95.8	70-130		30	
Bromobenzene	**0.0417**	0.0050	mg/kg	0.040		104	70-130		30	
Bromochloromethane	**0.0366**	0.0050	mg/kg	0.040		91.5	70-130		30	

Viorel Vasile
Operations Manager

LABORATORY ANALYSIS RESULTS

Client: The Source Group, Inc. (SH)
Project No: 04-NDLA-007
Project Name: DFSP Norwalk Soil Remediation

AA Project No: A5331756
Date Received: 04/20/16
Date Reported: 05/12/16

VOCs, OXY & TPHG by GC/MS EPA 5035 - Quality Control

Batch B6D2527 - EPA 5035

LCS (B6D2527-BS1) Continued — Prepared & Analyzed: 04/25/16

Analyte	Result	Reporting Limit	Units	Spike Level	Source Result	%REC	%REC Limits	RPD	RPD Limit	Notes
Bromodichloromethane	**0.0357**	0.0050	mg/kg	0.040		89.2	70-130		30	
Bromoform	**0.0382**	0.0050	mg/kg	0.040		95.4	70-130		30	
Bromomethane	**0.0421**	0.0050	mg/kg	0.040		105	70-130		30	
2-Butanone (MEK)	**0.0946**	0.050	mg/kg	0.10		94.6	70-130		30	
tert-Butyl alcohol (TBA)	**0.169**	0.020	mg/kg	0.20		84.5	70-130		30	
sec-Butylbenzene	**0.0404**	0.0050	mg/kg	0.040		101	70-130		30	
tert-Butylbenzene	**0.0416**	0.0050	mg/kg	0.040		104	70-130		30	
n-Butylbenzene	**0.0404**	0.0050	mg/kg	0.040		101	70-130		30	
Carbon Disulfide	**0.0874**	0.0050	mg/kg	0.10		87.4	70-130		30	
Carbon Tetrachloride	**0.0393**	0.0050	mg/kg	0.040		98.4	70-130		30	
Chlorobenzene	**0.0409**	0.0050	mg/kg	0.040		102	70-130		30	
Chloroethane	**0.0393**	0.0050	mg/kg	0.040		98.2	70-130		30	
Chloroform	**0.0375**	0.0050	mg/kg	0.040		93.6	70-130		30	
Chloromethane	**0.0399**	0.0050	mg/kg	0.040		99.7	70-130		30	
2-Chlorotoluene	**0.0400**	0.0050	mg/kg	0.040		100	70-130		30	
4-Chlorotoluene	**0.0413**	0.0050	mg/kg	0.040		103	70-130		30	
1,2-Dibromo-3-chloropropane	**0.0312**	0.010	mg/kg	0.040		78.0	70-130		30	
Dibromochloromethane	**0.0404**	0.0050	mg/kg	0.040		101	70-130		30	
1,2-Dibromoethane (EDB)	**0.0386**	0.0050	mg/kg	0.040		96.5	70-130		30	
Dibromomethane	**0.0335**	0.0050	mg/kg	0.040		83.8	70-130		30	
1,4-Dichlorobenzene	**0.0410**	0.0050	mg/kg	0.040		102	70-130		30	
1,3-Dichlorobenzene	**0.0411**	0.0050	mg/kg	0.040		103	70-130		30	
1,2-Dichlorobenzene	**0.0401**	0.0050	mg/kg	0.040		100	70-130		30	
Dichlorodifluoromethane (R12)	**0.0431**	0.0050	mg/kg	0.040		108	70-130		30	
1,1-Dichloroethane	**0.0379**	0.0050	mg/kg	0.040		94.8	70-130		30	
1,2-Dichloroethane (EDC)	**0.0336**	0.0050	mg/kg	0.040		84.0	70-130		30	
trans-1,2-Dichloroethylene	**0.0406**	0.0050	mg/kg	0.040		102	70-130		30	
cis-1,2-Dichloroethylene	**0.0375**	0.0050	mg/kg	0.040		93.8	70-130		30	
1,1-Dichloroethylene	**0.0380**	0.0050	mg/kg	0.040		95.0	70-130		30	
2,2-Dichloropropane	**0.0377**	0.0050	mg/kg	0.040		94.3	70-130		30	
1,3-Dichloropropane	**0.0381**	0.0050	mg/kg	0.040		95.3	70-130		30	

Viorel Vasile
Operations Manager

LABORATORY ANALYSIS RESULTS

Client: The Source Group, Inc. (SH)
Project No: 04-NDLA-007
Project Name: DFSP Norwalk Soil Remediation

AA Project No: A5331756
Date Received: 04/20/16
Date Reported: 05/12/16

VOCs, OXY & TPHG by GC/MS EPA 5035 - Quality Control

Batch B6D2527 - EPA 5035

LCS (B6D2527-BS1) Continued — Prepared & Analyzed: 04/25/16

Analyte	Result	Reporting Limit	Units	Spike Level	Source Result	%REC	%REC Limits	RPD	RPD Limit	Notes
1,2-Dichloropropane	**0.0362**	0.0050	mg/kg	0.040		90.6	70-130		30	
trans-1,3-Dichloropropylene	**0.0395**	0.0050	mg/kg	0.040		98.8	70-130		30	
1,1-Dichloropropylene	**0.0379**	0.0050	mg/kg	0.040		94.8	70-130		30	
cis-1,3-Dichloropropylene	**0.0354**	0.0050	mg/kg	0.040		88.6	70-130		30	
Diisopropyl ether (DIPE)	**0.0350**	0.0050	mg/kg	0.040		87.5	70-130		30	
Ethylbenzene	**0.0420**	0.0020	mg/kg	0.040		105	70-130		30	
Ethyl-tert-Butyl Ether (ETBE)	**0.0342**	0.0050	mg/kg	0.040		85.4	70-130		30	
Gasoline Range Organics (GRO)	**1.04**	0.50	mg/kg	1.0		104	70-130		30	
Hexachlorobutadiene	**0.0404**	0.010	mg/kg	0.040		101	70-130		30	
2-Hexanone (MBK)	**0.105**	0.050	mg/kg	0.10		105	70-130		30	
Isopropylbenzene	**0.0411**	0.0050	mg/kg	0.040		103	70-130		30	
4-Isopropyltoluene	**0.0405**	0.0050	mg/kg	0.040		101	70-130		30	
Methyl-tert-Butyl Ether (MTBE)	**0.0690**	0.0050	mg/kg	0.080		86.3	70-130		30	
Methylene Chloride	**0.0346**	0.050	mg/kg	0.040		86.6	70-130		30	
4-Methyl-2-pentanone (MIBK)	**0.0817**	0.050	mg/kg	0.10		81.7	70-130		30	
Naphthalene	**0.0368**	0.010	mg/kg	0.040		92.0	70-130		30	
n-Propylbenzene	**0.0419**	0.0050	mg/kg	0.040		105	70-130		30	
Styrene	**0.0410**	0.0050	mg/kg	0.040		102	70-130		30	
1,1,1,2-Tetrachloroethane	**0.0409**	0.0050	mg/kg	0.040		102	70-130		30	
1,1,2,2-Tetrachloroethane	**0.0358**	0.0050	mg/kg	0.040		89.5	70-135		30	
Tetrachloroethylene (PCE)	**0.0442**	0.0050	mg/kg	0.040		111	70-130		30	
Toluene	**0.0417**	0.0020	mg/kg	0.040		104	70-130		30	
1,2,4-Trichlorobenzene	**0.0388**	0.0050	mg/kg	0.040		97.0	70-130		30	
1,2,3-Trichlorobenzene	**0.0383**	0.0050	mg/kg	0.040		95.7	70-130		30	
1,1,2-Trichloroethane	**0.0398**	0.0050	mg/kg	0.040		99.6	70-130		30	
1,1,1-Trichloroethane	**0.0387**	0.0050	mg/kg	0.040		96.7	70-130		30	
Trichloroethylene (TCE)	**0.0395**	0.0050	mg/kg	0.040		98.6	70-130		30	
Trichlorofluoromethane (R11)	**0.0460**	0.0050	mg/kg	0.040		115	70-130		30	
1,2,3-Trichloropropane	**0.0350**	0.0050	mg/kg	0.040		87.6	70-130		30	
1,1,2-Trichloro-1,2,2-trifluoroethane (R113)	**0.0964**	0.0050	mg/kg	0.080		120	70-130		30	
1,3,5-Trimethylbenzene	**0.0405**	0.0050	mg/kg	0.040		101	70-130		30	

Viorel Vasile
Operations Manager

LABORATORY ANALYSIS RESULTS

Client: The Source Group, Inc. (SH)
Project No: 04-NDLA-007
Project Name: DFSP Norwalk Soil Remediation

AA Project No: A5331756
Date Received: 04/20/16
Date Reported: 05/12/16

Analyte	Result	Reporting Limit	Units	Spike Level	Source Result	%REC	%REC Limits	RPD	RPD Limit	Notes
VOCs, OXY & TPHG by GC/MS EPA 5035 - Quality Control										
Batch B6D2527 - EPA 5035										
LCS (B6D2527-BS1) Continued				Prepared & Analyzed: 04/25/16						
1,2,4-Trimethylbenzene	**0.0399**	0.0050	mg/kg	0.040		99.8	70-130		30	
Vinyl chloride	**0.0382**	0.0050	mg/kg	0.040		95.5	70-130		30	
o-Xylene	**0.0409**	0.0020	mg/kg	0.040		102	70-130		30	
m,p-Xylenes	**0.0815**	0.0020	mg/kg	0.080		102	70-130		30	
Surrogate: 4-Bromofluorobenzene	*0.0990*		*mg/kg*	*0.10*		*99.0*	*70-140*			
Surrogate: Dibromofluoromethane	*0.0912*		*mg/kg*	*0.10*		*91.2*	*70-140*			
Surrogate: Toluene-d8	*0.102*		*mg/kg*	*0.10*		*102*	*70-140*			
LCS Dup (B6D2527-BSD1)				Prepared & Analyzed: 04/25/16						
Acetone	**0.0783**	0.050	mg/kg	0.10		78.3	70-130	4.81	30	
tert-Amyl Methyl Ether (TAME)	**0.0355**	0.0050	mg/kg	0.040		88.8	70-130	8.95	30	
Benzene	**0.0391**	0.010	mg/kg	0.040		97.8	70-130	2.12	30	
Bromobenzene	**0.0402**	0.0050	mg/kg	0.040		100	70-130	3.71	30	
Bromochloromethane	**0.0381**	0.0050	mg/kg	0.040		95.2	70-130	3.96	30	
Bromodichloromethane	**0.0385**	0.0050	mg/kg	0.040		96.4	70-130	7.71	30	
Bromoform	**0.0387**	0.0050	mg/kg	0.040		96.8	70-130	1.35	30	
Bromomethane	**0.0461**	0.0050	mg/kg	0.040		115	70-130	8.93	30	
2-Butanone (MEK)	**0.0825**	0.050	mg/kg	0.10		82.5	70-130	13.6	30	
tert-Butyl alcohol (TBA)	**0.174**	0.020	mg/kg	0.20		87.0	70-130	2.82	30	
sec-Butylbenzene	**0.0405**	0.0050	mg/kg	0.040		101	70-130	0.0989	30	
tert-Butylbenzene	**0.0415**	0.0050	mg/kg	0.040		104	70-130	0.385	30	
n-Butylbenzene	**0.0413**	0.0050	mg/kg	0.040		103	70-130	2.25	30	
Carbon Disulfide	**0.0911**	0.0050	mg/kg	0.10		91.1	70-130	4.19	30	
Carbon Tetrachloride	**0.0399**	0.0050	mg/kg	0.040		99.8	70-130	1.46	30	
Chlorobenzene	**0.0416**	0.0050	mg/kg	0.040		104	70-130	1.75	30	
Chloroethane	**0.0454**	0.0050	mg/kg	0.040		114	70-130	14.4	30	
Chloroform	**0.0406**	0.0050	mg/kg	0.040		102	70-130	8.05	30	
Chloromethane	**0.0467**	0.0050	mg/kg	0.040		117	70-130	15.7	30	
2-Chlorotoluene	**0.0415**	0.0050	mg/kg	0.040		104	70-130	3.63	30	
4-Chlorotoluene	**0.0426**	0.0050	mg/kg	0.040		107	70-130	3.05	30	
1,2-Dibromo-3-chloropropane	**0.0364**	0.010	mg/kg	0.040		91.0	70-130	15.4	30	
Dibromochloromethane	**0.0400**	0.0050	mg/kg	0.040		99.9	70-130	1.14	30	

Viorel Vasile
Operations Manager

LABORATORY ANALYSIS RESULTS

Client: The Source Group, Inc. (SH)
Project No: 04-NDLA-007
Project Name: DFSP Norwalk Soil Remediation

AA Project No: A5331756
Date Received: 04/20/16
Date Reported: 05/12/16

VOCs, OXY & TPHG by GC/MS EPA 5035 - Quality Control

Batch B6D2527 - EPA 5035

LCS Dup (B6D2527-BSD1) Continued — Prepared & Analyzed: 04/25/16

Analyte	Result	Reporting Limit	Units	Spike Level	Source Result	%REC	%REC Limits	RPD	RPD Limit	Notes
1,2-Dibromoethane (EDB)	**0.0395**	0.0050	mg/kg	0.040		98.8	70-130	2.30	30	
Dibromomethane	**0.0381**	0.0050	mg/kg	0.040		95.4	70-130	13.0	30	
1,4-Dichlorobenzene	**0.0407**	0.0050	mg/kg	0.040		102	70-130	0.539	30	
1,3-Dichlorobenzene	**0.0401**	0.0050	mg/kg	0.040		100	70-130	2.47	30	
1,2-Dichlorobenzene	**0.0414**	0.0050	mg/kg	0.040		103	70-130	3.04	30	
Dichlorodifluoromethane (R12)	**0.0385**	0.0050	mg/kg	0.040		96.2	70-130	11.2	30	
1,1-Dichloroethane	**0.0402**	0.0050	mg/kg	0.040		100	70-130	5.79	30	
1,2-Dichloroethane (EDC)	**0.0379**	0.0050	mg/kg	0.040		94.8	70-130	12.1	30	
trans-1,2-Dichloroethylene	**0.0394**	0.0050	mg/kg	0.040		98.4	70-130	3.20	30	
cis-1,2-Dichloroethylene	**0.0398**	0.0050	mg/kg	0.040		99.4	70-130	5.80	30	
1,1-Dichloroethylene	**0.0420**	0.0050	mg/kg	0.040		105	70-130	10.0	30	
2,2-Dichloropropane	**0.0377**	0.0050	mg/kg	0.040		94.2	70-130	0.159	30	
1,3-Dichloropropane	**0.0397**	0.0050	mg/kg	0.040		99.2	70-130	3.96	30	
1,2-Dichloropropane	**0.0384**	0.0050	mg/kg	0.040		96.0	70-130	5.89	30	
trans-1,3-Dichloropropylene	**0.0395**	0.0050	mg/kg	0.040		98.8	70-130	0.00	30	
1,1-Dichloropropylene	**0.0380**	0.0050	mg/kg	0.040		95.1	70-130	0.369	30	
cis-1,3-Dichloropropylene	**0.0385**	0.0050	mg/kg	0.040		96.4	70-130	8.38	30	
Diisopropyl ether (DIPE)	**0.0375**	0.0050	mg/kg	0.040		93.8	70-130	6.95	30	
Ethylbenzene	**0.0423**	0.0020	mg/kg	0.040		106	70-130	0.617	30	
Ethyl-tert-Butyl Ether (ETBE)	**0.0379**	0.0050	mg/kg	0.040		94.8	70-130	10.4	30	
Gasoline Range Organics (GRO)	**1.11**	0.50	mg/kg	1.0		111	70-130	5.95	30	
Hexachlorobutadiene	**0.0409**	0.010	mg/kg	0.040		102	70-130	1.28	30	
2-Hexanone (MBK)	**0.0917**	0.050	mg/kg	0.10		91.7	70-130	13.6	30	
Isopropylbenzene	**0.0416**	0.0050	mg/kg	0.040		104	70-130	1.40	30	
4-Isopropyltoluene	**0.0413**	0.0050	mg/kg	0.040		103	70-130	2.00	30	
Methyl-tert-Butyl Ether (MTBE)	**0.0733**	0.0050	mg/kg	0.080		91.6	70-130	6.01	30	
Methylene Chloride	**0.0371**	0.050	mg/kg	0.040		92.8	70-130	6.97	30	
4-Methyl-2-pentanone (MIBK)	**0.0905**	0.050	mg/kg	0.10		90.5	70-130	10.3	30	
Naphthalene	**0.0379**	0.010	mg/kg	0.040		94.8	70-130	3.05	30	
n-Propylbenzene	**0.0430**	0.0050	mg/kg	0.040		107	70-130	2.64	30	
Styrene	**0.0423**	0.0050	mg/kg	0.040		106	70-130	3.12	30	

Viorel Vasile
Operations Manager

LABORATORY ANALYSIS RESULTS

Client: The Source Group, Inc. (SH)
Project No: 04-NDLA-007
Project Name: DFSP Norwalk Soil Remediation

AA Project No: A5331756
Date Received: 04/20/16
Date Reported: 05/12/16

Analyte	Result	Reporting Limit	Units	Spike Level	Source Result	%REC	%REC Limits	RPD	RPD Limit	Notes
VOCs, OXY & TPHG by GC/MS EPA 5035 - Quality Control										
Batch B6D2527 - EPA 5035										
LCS Dup (B6D2527-BSD1) Continued				Prepared & Analyzed: 04/25/16						
1,1,1,2-Tetrachloroethane	**0.0406**	0.0050	mg/kg	0.040		102	70-130	0.735	30	
1,1,2,2-Tetrachloroethane	**0.0384**	0.0050	mg/kg	0.040		96.0	70-135	6.96	30	
Tetrachloroethylene (PCE)	**0.0420**	0.0050	mg/kg	0.040		105	70-130	5.15	30	
Toluene	**0.0409**	0.0020	mg/kg	0.040		102	70-130	2.13	30	
1,2,4-Trichlorobenzene	**0.0398**	0.0050	mg/kg	0.040		99.6	70-130	2.59	30	
1,2,3-Trichlorobenzene	**0.0381**	0.0050	mg/kg	0.040		95.2	70-130	0.524	30	
1,1,2-Trichloroethane	**0.0391**	0.0050	mg/kg	0.040		97.6	70-130	1.98	30	
1,1,1-Trichloroethane	**0.0400**	0.0050	mg/kg	0.040		100	70-130	3.41	30	
Trichloroethylene (TCE)	**0.0399**	0.0050	mg/kg	0.040		99.7	70-130	1.06	30	
Trichlorofluoromethane (R11)	**0.0446**	0.0050	mg/kg	0.040		111	70-130	3.14	30	
1,2,3-Trichloropropane	**0.0397**	0.0050	mg/kg	0.040		99.3	70-130	12.5	30	
1,1,2-Trichloro-1,2,2-trifluoroethane (R113)	**0.0955**	0.0050	mg/kg	0.080		119	70-130	0.938	30	
1,3,5-Trimethylbenzene	**0.0412**	0.0050	mg/kg	0.040		103	70-130	1.76	30	
1,2,4-Trimethylbenzene	**0.0408**	0.0050	mg/kg	0.040		102	70-130	2.08	30	
Vinyl chloride	**0.0434**	0.0050	mg/kg	0.040		109	70-130	12.8	30	
o-Xylene	**0.0427**	0.0020	mg/kg	0.040		107	70-130	4.40	30	
m,p-Xylenes	**0.0827**	0.0020	mg/kg	0.080		103	70-130	1.44	30	
Surrogate: 4-Bromofluorobenzene	*0.101*		*mg/kg*	*0.10*		*101*	*70-140*			
Surrogate: Dibromofluoromethane	*0.0993*		*mg/kg*	*0.10*		*99.3*	*70-140*			
Surrogate: Toluene-d8	*0.103*		*mg/kg*	*0.10*		*103*	*70-140*			
Batch B6D2617 - EPA 5035										
Blank (B6D2617-BLK1)				Prepared & Analyzed: 04/26/16						
Acetone	<0.050	0.050	mg/kg							
tert-Amyl Methyl Ether (TAME)	<0.0050	0.0050	mg/kg							
Benzene	<0.010	0.010	mg/kg							
Bromobenzene	<0.0050	0.0050	mg/kg							
Bromochloromethane	<0.0050	0.0050	mg/kg							
Bromodichloromethane	<0.0050	0.0050	mg/kg							
Bromoform	<0.0050	0.0050	mg/kg							
Bromomethane	<0.0050	0.0050	mg/kg							

Viorel Vasile
Operations Manager

LABORATORY ANALYSIS RESULTS

Client: The Source Group, Inc. (SH)
Project No: 04-NDLA-007
Project Name: DFSP Norwalk Soil Remediation

AA Project No: A5331756
Date Received: 04/20/16
Date Reported: 05/12/16

Analyte	Result	Reporting Limit	Units	Spike Level	Source Result	%REC	%REC Limits	RPD	RPD Limit	Notes
VOCs, OXY & TPHG by GC/MS EPA 5035 - Quality Control										
Batch B6D2617 - EPA 5035										
Blank (B6D2617-BLK1) Continued				Prepared & Analyzed: 04/26/16						
2-Butanone (MEK)	<0.050	0.050	mg/kg							
tert-Butyl alcohol (TBA)	<0.020	0.020	mg/kg							
sec-Butylbenzene	<0.0050	0.0050	mg/kg							
tert-Butylbenzene	<0.0050	0.0050	mg/kg							
n-Butylbenzene	<0.0050	0.0050	mg/kg							
Carbon Disulfide	<0.0050	0.0050	mg/kg							
Carbon Tetrachloride	<0.0050	0.0050	mg/kg							
Chlorobenzene	<0.0050	0.0050	mg/kg							
Chloroethane	<0.0050	0.0050	mg/kg							
Chloroform	<0.0050	0.0050	mg/kg							
Chloromethane	<0.0050	0.0050	mg/kg							
2-Chlorotoluene	<0.0050	0.0050	mg/kg							
4-Chlorotoluene	<0.0050	0.0050	mg/kg							
1,2-Dibromo-3-chloropropane	<0.010	0.010	mg/kg							
Dibromochloromethane	<0.0050	0.0050	mg/kg							
1,2-Dibromoethane (EDB)	<0.0050	0.0050	mg/kg							
Dibromomethane	<0.0050	0.0050	mg/kg							
1,4-Dichlorobenzene	<0.0050	0.0050	mg/kg							
1,3-Dichlorobenzene	<0.0050	0.0050	mg/kg							
1,2-Dichlorobenzene	<0.0050	0.0050	mg/kg							
Dichlorodifluoromethane (R12)	<0.0050	0.0050	mg/kg							
1,1-Dichloroethane	<0.0050	0.0050	mg/kg							
1,2-Dichloroethane (EDC)	<0.0050	0.0050	mg/kg							
trans-1,2-Dichloroethylene	<0.0050	0.0050	mg/kg							
cis-1,2-Dichloroethylene	<0.0050	0.0050	mg/kg							
1,1-Dichloroethylene	<0.0050	0.0050	mg/kg							
2,2-Dichloropropane	<0.0050	0.0050	mg/kg							
1,3-Dichloropropane	<0.0050	0.0050	mg/kg							
1,2-Dichloropropane	<0.0050	0.0050	mg/kg							
trans-1,3-Dichloropropylene	<0.0050	0.0050	mg/kg							
1,1-Dichloropropylene	<0.0050	0.0050	mg/kg							

Viorel Vasile
Operations Manager

LABORATORY ANALYSIS RESULTS

Client: The Source Group, Inc. (SH)
Project No: 04-NDLA-007
Project Name: DFSP Norwalk Soil Remediation

AA Project No: A5331756
Date Received: 04/20/16
Date Reported: 05/12/16

Analyte	Result	Reporting Limit	Units	Spike Level	Source Result	%REC	%REC Limits	RPD	RPD Limit	Notes
VOCs, OXY & TPHG by GC/MS EPA 5035 - Quality Control										
Batch B6D2617 - EPA 5035										
Blank (B6D2617-BLK1) Continued				Prepared & Analyzed: 04/26/16						
cis-1,3-Dichloropropylene	<0.0050	0.0050	mg/kg							
Diisopropyl ether (DIPE)	<0.0050	0.0050	mg/kg							
Ethylbenzene	<0.0020	0.0020	mg/kg							
Ethyl-tert-Butyl Ether (ETBE)	<0.0050	0.0050	mg/kg							
Gasoline Range Organics (GRO)	<0.50	0.50	mg/kg							
Hexachlorobutadiene	<0.010	0.010	mg/kg							
2-Hexanone (MBK)	<0.050	0.050	mg/kg							
Isopropylbenzene	<0.0050	0.0050	mg/kg							
4-Isopropyltoluene	<0.0050	0.0050	mg/kg							
Methyl-tert-Butyl Ether (MTBE)	<0.0050	0.0050	mg/kg							
Methylene Chloride	<0.050	0.050	mg/kg							
4-Methyl-2-pentanone (MIBK)	<0.050	0.050	mg/kg							
Naphthalene	<0.010	0.010	mg/kg							
n-Propylbenzene	<0.0050	0.0050	mg/kg							
Styrene	<0.0050	0.0050	mg/kg							
1,1,1,2-Tetrachloroethane	<0.0050	0.0050	mg/kg							
1,1,2,2-Tetrachloroethane	<0.0050	0.0050	mg/kg							
Tetrachloroethylene (PCE)	<0.0050	0.0050	mg/kg							
Toluene	<0.0020	0.0020	mg/kg							
1,2,4-Trichlorobenzene	<0.0050	0.0050	mg/kg							
1,2,3-Trichlorobenzene	<0.0050	0.0050	mg/kg							
1,1,2-Trichloroethane	<0.0050	0.0050	mg/kg							
1,1,1-Trichloroethane	<0.0050	0.0050	mg/kg							
Trichloroethylene (TCE)	<0.0050	0.0050	mg/kg							
Trichlorofluoromethane (R11)	<0.0050	0.0050	mg/kg							
1,2,3-Trichloropropane	<0.0050	0.0050	mg/kg							
1,1,2-Trichloro-1,2,2-trifluoroethane (R113)	<0.0050	0.0050	mg/kg							
1,3,5-Trimethylbenzene	<0.0050	0.0050	mg/kg							
1,2,4-Trimethylbenzene	<0.0050	0.0050	mg/kg							
Vinyl chloride	<0.0050	0.0050	mg/kg							
o-Xylene	<0.0020	0.0020	mg/kg							

Viorel Vasile
Operations Manager

LABORATORY ANALYSIS RESULTS

Client: The Source Group, Inc. (SH)
Project No: 04-NDLA-007
Project Name: DFSP Norwalk Soil Remediation

AA Project No: A5331756
Date Received: 04/20/16
Date Reported: 05/12/16

Analyte	Result	Reporting Limit	Units	Spike Level	Source Result	%REC	%REC Limits	RPD	RPD Limit	Notes
VOCs, OXY & TPHG by GC/MS EPA 5035 - Quality Control										
Batch B6D2617 - EPA 5035										
Blank (B6D2617-BLK1) Continued				Prepared & Analyzed: 04/26/16						
m,p-Xylenes	<0.0020	0.0020	mg/kg							
Surrogate: 4-Bromofluorobenzene	*0.109*		*mg/kg*	*0.10*		*109*	*70-140*			
Surrogate: Dibromofluoromethane	*0.0975*		*mg/kg*	*0.10*		*97.5*	*70-140*			
Surrogate: Toluene-d8	*0.101*		*mg/kg*	*0.10*		*101*	*70-140*			
LCS (B6D2617-BS1)				Prepared & Analyzed: 04/26/16						
Acetone	**0.0817**	0.050	mg/kg	0.10		81.7	70-130		30	
tert-Amyl Methyl Ether (TAME)	**0.0319**	0.0050	mg/kg	0.040		79.8	70-130		30	
Benzene	**0.0370**	0.010	mg/kg	0.040		92.6	70-130		30	
Bromobenzene	**0.0354**	0.0050	mg/kg	0.040		88.6	70-130		30	
Bromochloromethane	**0.0437**	0.0050	mg/kg	0.040		109	70-130		30	
Bromodichloromethane	**0.0327**	0.0050	mg/kg	0.040		81.8	70-130		30	
Bromoform	**0.0306**	0.0050	mg/kg	0.040		76.4	70-130		30	
Bromomethane	**0.0510**	0.0050	mg/kg	0.040		127	70-130		30	
2-Butanone (MEK)	**0.0984**	0.050	mg/kg	0.10		98.4	70-130		30	
tert-Butyl alcohol (TBA)	**0.174**	0.020	mg/kg	0.20		87.1	70-130		30	
sec-Butylbenzene	**0.0417**	0.0050	mg/kg	0.040		104	70-130		30	
tert-Butylbenzene	**0.0461**	0.0050	mg/kg	0.040		115	70-130		30	
n-Butylbenzene	**0.0441**	0.0050	mg/kg	0.040		110	70-130		30	
Carbon Disulfide	**0.0938**	0.0050	mg/kg	0.10		93.8	70-130		30	
Carbon Tetrachloride	**0.0404**	0.0050	mg/kg	0.040		101	70-130		30	
Chlorobenzene	**0.0408**	0.0050	mg/kg	0.040		102	70-130		30	
Chloroethane	**0.0415**	0.0050	mg/kg	0.040		104	70-130		30	
Chloroform	**0.0383**	0.0050	mg/kg	0.040		95.8	70-130		30	
Chloromethane	**0.0322**	0.0050	mg/kg	0.040		80.4	70-130		30	
2-Chlorotoluene	**0.0395**	0.0050	mg/kg	0.040		98.8	70-130		30	
4-Chlorotoluene	**0.0388**	0.0050	mg/kg	0.040		97.1	70-130		30	
1,2-Dibromo-3-chloropropane	**0.0324**	0.010	mg/kg	0.040		81.0	70-130		30	
Dibromochloromethane	**0.0336**	0.0050	mg/kg	0.040		84.0	70-130		30	
1,2-Dibromoethane (EDB)	**0.0332**	0.0050	mg/kg	0.040		83.0	70-130		30	
Dibromomethane	**0.0307**	0.0050	mg/kg	0.040		76.7	70-130		30	
1,4-Dichlorobenzene	**0.0381**	0.0050	mg/kg	0.040		95.2	70-130		30	

Viorel Vasile
Operations Manager

LABORATORY ANALYSIS RESULTS

Client: The Source Group, Inc. (SH)
Project No: 04-NDLA-007
Project Name: DFSP Norwalk Soil Remediation

AA Project No: A5331756
Date Received: 04/20/16
Date Reported: 05/12/16

VOCs, OXY & TPHG by GC/MS EPA 5035 - Quality Control

Batch B6D2617 - EPA 5035

LCS (B6D2617-BS1) Continued — Prepared & Analyzed: 04/26/16

Analyte	Result	Reporting Limit	Units	Spike Level	Source Result	%REC	%REC Limits	RPD	RPD Limit	Notes
1,3-Dichlorobenzene	**0.0376**	0.0050	mg/kg	0.040		94.0	70-130		30	
1,2-Dichlorobenzene	**0.0363**	0.0050	mg/kg	0.040		90.7	70-130		30	
Dichlorodifluoromethane (R12)	**0.0403**	0.0050	mg/kg	0.040		101	70-130		30	
1,1-Dichloroethane	**0.0464**	0.0050	mg/kg	0.040		116	70-130		30	
1,2-Dichloroethane (EDC)	**0.0344**	0.0050	mg/kg	0.040		85.9	70-130		30	
trans-1,2-Dichloroethylene	**0.0484**	0.0050	mg/kg	0.040		121	70-130		30	
cis-1,2-Dichloroethylene	**0.0479**	0.0050	mg/kg	0.040		120	70-130		30	
1,1-Dichloroethylene	**0.0479**	0.0050	mg/kg	0.040		120	70-130		30	
2,2-Dichloropropane	**0.0420**	0.0050	mg/kg	0.040		105	70-130		30	
1,3-Dichloropropane	**0.0374**	0.0050	mg/kg	0.040		93.5	70-130		30	
1,2-Dichloropropane	**0.0347**	0.0050	mg/kg	0.040		86.7	70-130		30	
trans-1,3-Dichloropropylene	**0.0334**	0.0050	mg/kg	0.040		83.6	70-130		30	
1,1-Dichloropropylene	**0.0359**	0.0050	mg/kg	0.040		89.8	70-130		30	
cis-1,3-Dichloropropylene	**0.0323**	0.0050	mg/kg	0.040		80.7	70-130		30	
Diisopropyl ether (DIPE)	**0.0423**	0.0050	mg/kg	0.040		106	70-130		30	
Ethylbenzene	**0.0413**	0.0020	mg/kg	0.040		103	70-130		30	
Ethyl-tert-Butyl Ether (ETBE)	**0.0399**	0.0050	mg/kg	0.040		99.7	70-130		30	
Gasoline Range Organics (GRO)	**0.988**	0.50	mg/kg	1.0		98.8	70-130		30	
Hexachlorobutadiene	**0.0421**	0.010	mg/kg	0.040		105	70-130		30	
2-Hexanone (MBK)	**0.0815**	0.050	mg/kg	0.10		81.5	70-130		30	
Isopropylbenzene	**0.0401**	0.0050	mg/kg	0.040		100	70-130		30	
4-Isopropyltoluene	**0.0435**	0.0050	mg/kg	0.040		109	70-130		30	
Methyl-tert-Butyl Ether (MTBE)	**0.0675**	0.0050	mg/kg	0.080		84.4	70-130		30	
Methylene Chloride	**0.0411**	0.050	mg/kg	0.040		103	70-130		30	
4-Methyl-2-pentanone (MIBK)	**0.0820**	0.050	mg/kg	0.10		82.0	70-130		30	
Naphthalene	**0.0321**	0.010	mg/kg	0.040		80.4	70-130		30	
n-Propylbenzene	**0.0388**	0.0050	mg/kg	0.040		96.9	70-130		30	
Styrene	**0.0420**	0.0050	mg/kg	0.040		105	70-130		30	
1,1,1,2-Tetrachloroethane	**0.0383**	0.0050	mg/kg	0.040		95.8	70-130		30	
1,1,2,2-Tetrachloroethane	**0.0342**	0.0050	mg/kg	0.040		85.4	70-135		30	
Tetrachloroethylene (PCE)	**0.0399**	0.0050	mg/kg	0.040		99.8	70-130		30	

Viorel Vasile
Operations Manager

LABORATORY ANALYSIS RESULTS

Client: The Source Group, Inc. (SH)
Project No: 04-NDLA-007
Project Name: DFSP Norwalk Soil Remediation

AA Project No: A5331756
Date Received: 04/20/16
Date Reported: 05/12/16

Analyte	Result	Reporting Limit	Units	Spike Level	Source Result	%REC	%REC Limits	RPD	RPD Limit	Notes
VOCs, OXY & TPHG by GC/MS EPA 5035 - Quality Control										
Batch B6D2617 - EPA 5035										
LCS (B6D2617-BS1) Continued				Prepared & Analyzed: 04/26/16						
Toluene	**0.0401**	0.0020	mg/kg	0.040		100	70-130		30	
1,2,4-Trichlorobenzene	**0.0392**	0.0050	mg/kg	0.040		97.9	70-130		30	
1,2,3-Trichlorobenzene	**0.0375**	0.0050	mg/kg	0.040		93.8	70-130		30	
1,1,2-Trichloroethane	**0.0349**	0.0050	mg/kg	0.040		87.2	70-130		30	
1,1,1-Trichloroethane	**0.0381**	0.0050	mg/kg	0.040		95.2	70-130		30	
Trichloroethylene (TCE)	**0.0358**	0.0050	mg/kg	0.040		89.5	70-130		30	
Trichlorofluoromethane (R11)	**0.0455**	0.0050	mg/kg	0.040		114	70-130		30	
1,2,3-Trichloropropane	**0.0361**	0.0050	mg/kg	0.040		90.4	70-130		30	
1,1,2-Trichloro-1,2,2-trifluoroethane (R113)	**0.0966**	0.0050	mg/kg	0.080		121	70-130		30	
1,3,5-Trimethylbenzene	**0.0434**	0.0050	mg/kg	0.040		108	70-130		30	
1,2,4-Trimethylbenzene	**0.0420**	0.0050	mg/kg	0.040		105	70-130		30	
Vinyl chloride	**0.0450**	0.0050	mg/kg	0.040		113	70-130		30	
o-Xylene	**0.0430**	0.0020	mg/kg	0.040		108	70-130		30	
m,p-Xylenes	**0.0887**	0.0020	mg/kg	0.080		111	70-130		30	
Surrogate: 4-Bromofluorobenzene	*0.0954*		*mg/kg*	*0.10*		*95.4*	*70-140*			
Surrogate: Dibromofluoromethane	*0.0964*		*mg/kg*	*0.10*		*96.4*	*70-140*			
Surrogate: Toluene-d8	*0.110*		*mg/kg*	*0.10*		*110*	*70-140*			
LCS Dup (B6D2617-BSD1)				Prepared: 04/26/16 Analyzed: 04/27/16						
Acetone	**0.0800**	0.050	mg/kg	0.10		80.0	70-130	2.03	30	
tert-Amyl Methyl Ether (TAME)	**0.0359**	0.0050	mg/kg	0.040		89.8	70-130	11.8	30	
Benzene	**0.0428**	0.010	mg/kg	0.040		107	70-130	14.6	30	
Bromobenzene	**0.0423**	0.0050	mg/kg	0.040		106	70-130	17.6	30	
Bromochloromethane	**0.0470**	0.0050	mg/kg	0.040		118	70-130	7.32	30	
Bromodichloromethane	**0.0359**	0.0050	mg/kg	0.040		89.8	70-130	9.21	30	
Bromoform	**0.0351**	0.0050	mg/kg	0.040		87.8	70-130	13.9	30	
Bromomethane	**0.0442**	0.0050	mg/kg	0.040		111	70-130	14.1	30	
2-Butanone (MEK)	**0.0901**	0.050	mg/kg	0.10		90.1	70-130	8.78	30	
tert-Butyl alcohol (TBA)	**0.166**	0.020	mg/kg	0.20		82.9	70-130	4.96	30	
sec-Butylbenzene	**0.0454**	0.0050	mg/kg	0.040		113	70-130	8.46	30	
tert-Butylbenzene	**0.0410**	0.0050	mg/kg	0.040		102	70-130	11.7	30	

Viorel Vasile
Operations Manager

LABORATORY ANALYSIS RESULTS

Client: The Source Group, Inc. (SH)
Project No: 04-NDLA-007
Project Name: DFSP Norwalk Soil Remediation

AA Project No: A5331756
Date Received: 04/20/16
Date Reported: 05/12/16

VOCs, OXY & TPHG by GC/MS EPA 5035 - Quality Control

Batch B6D2617 - EPA 5035

LCS Dup (B6D2617-BSD1) Continued Prepared: 04/26/16 Analyzed: 04/27/16

Analyte	Result	Reporting Limit	Units	Spike Level	Source Result	%REC	%REC Limits	RPD	RPD Limit	Notes
n-Butylbenzene	**0.0427**	0.0050	mg/kg	0.040		107	70-130	3.22	30	
Carbon Disulfide	**0.0917**	0.0050	mg/kg	0.10		91.7	70-130	2.31	30	
Carbon Tetrachloride	**0.0429**	0.0050	mg/kg	0.040		107	70-130	6.10	30	
Chlorobenzene	**0.0460**	0.0050	mg/kg	0.040		115	70-130	11.9	30	
Chloroethane	**0.0355**	0.0050	mg/kg	0.040		88.8	70-130	15.6	30	
Chloroform	**0.0389**	0.0050	mg/kg	0.040		97.3	70-130	1.61	30	
Chloromethane	**0.0339**	0.0050	mg/kg	0.040		84.8	70-130	5.21	30	
2-Chlorotoluene	**0.0397**	0.0050	mg/kg	0.040		99.2	70-130	0.354	30	
4-Chlorotoluene	**0.0400**	0.0050	mg/kg	0.040		100	70-130	2.89	30	
1,2-Dibromo-3-chloropropane	**0.0322**	0.010	mg/kg	0.040		80.4	70-130	0.681	30	
Dibromochloromethane	**0.0388**	0.0050	mg/kg	0.040		97.0	70-130	14.3	30	
1,2-Dibromoethane (EDB)	**0.0384**	0.0050	mg/kg	0.040		96.0	70-130	14.5	30	
Dibromomethane	**0.0361**	0.0050	mg/kg	0.040		90.3	70-130	16.3	30	
1,4-Dichlorobenzene	**0.0421**	0.0050	mg/kg	0.040		105	70-130	10.1	30	
1,3-Dichlorobenzene	**0.0419**	0.0050	mg/kg	0.040		105	70-130	10.9	30	
1,2-Dichlorobenzene	**0.0420**	0.0050	mg/kg	0.040		105	70-130	14.5	30	
Dichlorodifluoromethane (R12)	**0.0345**	0.0050	mg/kg	0.040		86.2	70-130	15.6	30	
1,1-Dichloroethane	**0.0401**	0.0050	mg/kg	0.040		100	70-130	14.6	30	
1,2-Dichloroethane (EDC)	**0.0331**	0.0050	mg/kg	0.040		82.6	70-130	3.86	30	
trans-1,2-Dichloroethylene	**0.0409**	0.0050	mg/kg	0.040		102	70-130	16.8	30	
cis-1,2-Dichloroethylene	**0.0482**	0.0050	mg/kg	0.040		121	70-130	0.749	30	
1,1-Dichloroethylene	**0.0414**	0.0050	mg/kg	0.040		104	70-130	14.6	30	
2,2-Dichloropropane	**0.0370**	0.0050	mg/kg	0.040		92.6	70-130	12.7	30	
1,3-Dichloropropane	**0.0388**	0.0050	mg/kg	0.040		97.0	70-130	3.73	30	
1,2-Dichloropropane	**0.0383**	0.0050	mg/kg	0.040		95.8	70-130	9.97	30	
trans-1,3-Dichloropropylene	**0.0307**	0.0050	mg/kg	0.040		76.8	70-130	8.48	30	
1,1-Dichloropropylene	**0.0389**	0.0050	mg/kg	0.040		97.2	70-130	7.97	30	
cis-1,3-Dichloropropylene	**0.0354**	0.0050	mg/kg	0.040		88.5	70-130	9.22	30	
Diisopropyl ether (DIPE)	**0.0383**	0.0050	mg/kg	0.040		95.7	70-130	10.0	30	
Ethylbenzene	**0.0422**	0.0020	mg/kg	0.040		106	70-130	2.30	30	
Ethyl-tert-Butyl Ether (ETBE)	**0.0355**	0.0050	mg/kg	0.040		88.8	70-130	11.6	30	

Viorel Vasile
Operations Manager

LABORATORY ANALYSIS RESULTS

Client: The Source Group, Inc. (SH)
Project No: 04-NDLA-007
Project Name: DFSP Norwalk Soil Remediation

AA Project No: A5331756
Date Received: 04/20/16
Date Reported: 05/12/16

VOCs, OXY & TPHG by GC/MS EPA 5035 - Quality Control

Batch B6D2617 - EPA 5035

LCS Dup (B6D2617-BSD1) Continued Prepared: 04/26/16 Analyzed: 04/27/16

Analyte	Result	Reporting Limit	Units	Spike Level	Source Result	%REC	%REC Limits	RPD	RPD Limit	Notes
Gasoline Range Organics (GRO)	**1.07**	0.50	mg/kg	1.0		107	70-130	7.59	30	
Hexachlorobutadiene	**0.0449**	0.010	mg/kg	0.040		112	70-130	6.57	30	
2-Hexanone (MBK)	**0.0894**	0.050	mg/kg	0.10		89.4	70-130	9.25	30	
Isopropylbenzene	**0.0441**	0.0050	mg/kg	0.040		110	70-130	9.45	30	
4-Isopropyltoluene	**0.0473**	0.0050	mg/kg	0.040		118	70-130	8.33	30	
Methyl-tert-Butyl Ether (MTBE)	**0.0633**	0.0050	mg/kg	0.080		79.1	70-130	6.54	30	
Methylene Chloride	**0.0322**	0.050	mg/kg	0.040		80.6	70-130	24.2	30	
4-Methyl-2-pentanone (MIBK)	**0.0841**	0.050	mg/kg	0.10		84.1	70-130	2.55	30	
Naphthalene	**0.0362**	0.010	mg/kg	0.040		90.4	70-130	11.8	30	
n-Propylbenzene	**0.0394**	0.0050	mg/kg	0.040		98.6	70-130	1.69	30	
Styrene	**0.0456**	0.0050	mg/kg	0.040		114	70-130	8.04	30	
1,1,1,2-Tetrachloroethane	**0.0442**	0.0050	mg/kg	0.040		111	70-130	14.3	30	
1,1,2,2-Tetrachloroethane	**0.0343**	0.0050	mg/kg	0.040		85.8	70-135	0.467	30	
Tetrachloroethylene (PCE)	**0.0448**	0.0050	mg/kg	0.040		112	70-130	11.5	30	
Toluene	**0.0428**	0.0020	mg/kg	0.040		107	70-130	6.66	30	
1,2,4-Trichlorobenzene	**0.0408**	0.0050	mg/kg	0.040		102	70-130	4.20	30	
1,2,3-Trichlorobenzene	**0.0415**	0.0050	mg/kg	0.040		104	70-130	10.2	30	
1,1,2-Trichloroethane	**0.0390**	0.0050	mg/kg	0.040		97.6	70-130	11.3	30	
1,1,1-Trichloroethane	**0.0401**	0.0050	mg/kg	0.040		100	70-130	5.12	30	
Trichloroethylene (TCE)	**0.0428**	0.0050	mg/kg	0.040		107	70-130	18.0	30	
Trichlorofluoromethane (R11)	**0.0361**	0.0050	mg/kg	0.040		90.2	70-130	23.0	30	
1,2,3-Trichloropropane	**0.0342**	0.0050	mg/kg	0.040		85.4	70-130	5.63	30	
1,1,2-Trichloro-1,2,2-trifluoroethane (R113)	**0.0899**	0.0050	mg/kg	0.080		112	70-130	7.14	30	
1,3,5-Trimethylbenzene	**0.0466**	0.0050	mg/kg	0.040		117	70-130	7.24	30	
1,2,4-Trimethylbenzene	**0.0455**	0.0050	mg/kg	0.040		114	70-130	8.01	30	
Vinyl chloride	**0.0409**	0.0050	mg/kg	0.040		102	70-130	9.54	30	
o-Xylene	**0.0465**	0.0020	mg/kg	0.040		116	70-130	7.78	30	
m,p-Xylenes	**0.0807**	0.0020	mg/kg	0.080		101	70-130	9.42	30	
Surrogate: 4-Bromofluorobenzene	*0.0888*		*mg/kg*	*0.10*		*88.8*	*70-140*			
Surrogate: Dibromofluoromethane	*0.108*		*mg/kg*	*0.10*		*108*	*70-140*			

Viorel Vasile
Operations Manager

LABORATORY ANALYSIS RESULTS

Client: The Source Group, Inc. (SH)
Project No: 04-NDLA-007
Project Name: DFSP Norwalk Soil Remediation

AA Project No: A5331756
Date Received: 04/20/16
Date Reported: 05/12/16

Analyte	Result	Reporting Limit	Units	Spike Level	Source Result	%REC	%REC Limits	RPD	RPD Limit	Notes
VOCs, OXY & TPHG by GC/MS EPA 5035 - Quality Control										
Batch B6D2617 - EPA 5035										
LCS Dup (B6D2617-BSD1) Continued				Prepared: 04/26/16 Analyzed: 04/27/16						
Surrogate: Toluene-d8	*0.111*		*mg/kg*	*0.10*		*111*	*70-140*			
Carbon Chain by GC/FID - Quality Control										
Batch B6D2135 - EPA 3550B										
Blank (B6D2135-BLK1)				Prepared & Analyzed: 04/21/16						
C13-C22	<10	10	mg/kg							
C23-C32	<10	10	mg/kg							
C33-C44	<10	10	mg/kg							
Surrogate: o-Terphenyl	*8.72*		*mg/kg*	*10*		*87.2*	*50-150*			
LCS (B6D2135-BS1)				Prepared & Analyzed: 04/21/16						
Diesel Range Organics as Diesel	**206**	10	mg/kg	200		103	70-130			
Surrogate: o-Terphenyl	*13.7*		*mg/kg*	*10*		*137*	*50-150*			
LCS Dup (B6D2135-BSD1)				Prepared & Analyzed: 04/21/16						
Diesel Range Organics as Diesel	**201**	10	mg/kg	200		100	70-130	2.57	40	
Surrogate: o-Terphenyl	*13.1*		*mg/kg*	*10*		*131*	*50-150*			
Batch B6D2220 - EPA 3550B										
Blank (B6D2220-BLK1)				Prepared & Analyzed: 04/22/16						
C13-C22	<10	10	mg/kg							
C23-C32	<10	10	mg/kg							
C33-C44	<10	10	mg/kg							
Surrogate: o-Terphenyl	*10.6*		*mg/kg*	*10*		*106*	*50-150*			
LCS (B6D2220-BS1)				Prepared & Analyzed: 04/22/16						
Diesel Range Organics as Diesel	**192**	10	mg/kg	200		95.9	70-130			
Surrogate: o-Terphenyl	*12.0*		*mg/kg*	*10*		*120*	*50-150*			
LCS Dup (B6D2220-BSD1)				Prepared & Analyzed: 04/22/16						
Diesel Range Organics as Diesel	**193**	10	mg/kg	200		96.7	70-130	0.880	40	
Surrogate: o-Terphenyl	*12.0*		*mg/kg*	*10*		*120*	*50-150*			
Matrix Spike (B6D2220-MS1)		**Source: 6D20008-27**		Prepared & Analyzed: 04/22/16						
Diesel Range Organics as Diesel	**190**	10	mg/kg	200		94.8	60-140			

Viorel Vasile
Operations Manager

LABORATORY ANALYSIS RESULTS

Client: The Source Group, Inc. (SH)
Project No: 04-NDLA-007
Project Name: DFSP Norwalk Soil Remediation

AA Project No: A5331756
Date Received: 04/20/16
Date Reported: 05/12/16

Analyte	Result	Reporting Limit	Units	Spike Level	Source Result	%REC	%REC Limits	RPD	RPD Limit	Notes
Carbon Chain by GC/FID - Quality Control										
Batch B6D2220 - EPA 3550B										
Matrix Spike (B6D2220-MS1) Continued Source: 6D20008-27 Prepared & Analyzed: 04/22/16										
Surrogate: o-Terphenyl	*12.4*		*mg/kg*	*10*		*124*	*50-150*			
Matrix Spike Dup (B6D2220-MSD1) Source: 6D20008-27 Prepared & Analyzed: 04/22/16										
Diesel Range Organics as Diesel	**191**	10	mg/kg	200		95.5	60-140	0.686	40	
Surrogate: o-Terphenyl	*12.1*		*mg/kg*	*10*		*121*	*50-150*			
Batch B6D2230 - EPA 3550B										
Blank (B6D2230-BLK1) Prepared & Analyzed: 04/22/16										
C13-C22	<10	10	mg/kg							
C23-C32	<10	10	mg/kg							
C33-C44	<10	10	mg/kg							
Surrogate: o-Terphenyl	*9.76*		*mg/kg*	*10*		*97.6*	*50-150*			
LCS (B6D2230-BS1) Prepared & Analyzed: 04/22/16										
Diesel Range Organics as Diesel	**198**	10	mg/kg	200		99.0	70-130			
Surrogate: o-Terphenyl	*12.8*		*mg/kg*	*10*		*128*	*50-150*			
LCS Dup (B6D2230-BSD1) Prepared & Analyzed: 04/22/16										
Diesel Range Organics as Diesel	**209**	10	mg/kg	200		105	70-130	5.63	40	
Surrogate: o-Terphenyl	*14.3*		*mg/kg*	*10*		*143*	*50-150*			
Matrix Spike (B6D2230-MS1) Source: 6D20014-01 Prepared & Analyzed: 04/22/16										
Diesel Range Organics as Diesel	**182**	10	mg/kg	200		90.8	60-140			
Surrogate: o-Terphenyl	*12.2*		*mg/kg*	*10*		*122*	*50-150*			
Matrix Spike Dup (B6D2230-MSD1) Source: 6D20014-01 Prepared & Analyzed: 04/22/16										
Diesel Range Organics as Diesel	**198**	10	mg/kg	200		98.8	60-140	8.43	40	
Surrogate: o-Terphenyl	*13.2*		*mg/kg*	*10*		*132*	*50-150*			

Viorel Vasile
Operations Manager

LABORATORY ANALYSIS RESULTS

Client:	The Source Group, Inc. (SH)	**AA Project No:**	A5331756
Project No:	04-NDLA-007	**Date Received:**	04/20/16
Project Name:	DFSP Norwalk Soil Remediation	**Date Reported:**	05/12/16

Special Notes

[1] = ****** : Exceeds upper control limit

[2] = **S-GC** : Surrogate recovery outside of control limits. The data was accepted based on valid recovery of the remaining surrogate(s).

Gasoline Range Organics (GRO) concentration represents the C4-C12 carbon range.

Viorel Vasile
Operations Manager

AMERICAN ANALYTICS CHAIN-OF-CUSTODY RECORD

9765 ETON AVE., CHATSWORTH, CA 91311
Tel: 818-998-5547 FAX: 818-998-7258

A.A. COC No.: 124 935
70045857
Page 1 of 3

Client:	SGI / APEX	Project Name / No.:	04-NDLA-007	Sampler's Name:	Deryck Roberts
Project Manager:	Neil Irish	Site Address:	15306 Norwalk Blvd	Sampler's Signature:	
Phone:	562-597-1055	City:	Norwalk	P.O. No.:	04-NDLA-007
Fax:	562-597-1070	State & Zip:	CA 90650	Quote No.:	

TAT Turnaround Codes **

1 = Same Day Rush
2 = 24 Hour Rush
3 = 48 Hour Rush
4 = 72 Hour Rush
5 = 5 Day Rush
X = 10 Working Days (Standard TAT)

ANALYSIS REQUESTED (Test Name)

Please enter the TAT Turnaround Codes ** below

Client I.D.	A.A. I.D.	Date	Time	Sample Matrix	No. of Cont	TPH Carbon Chain 8015	VOCs 8260B/8021	DO 5035 using Methanol	Special Instructions
SB00214	6D20008-01	4/19/16		SOIL	4	X	X		Surface
SB00215	2								Baseline
SB00216	3								Confirmation
SB00217	4								Sampling
SB00218	5								of cell
SB00219	6								80004
SB00220	7								
SB00221	8								(Post treatment
SB00222	9								cell removal)
SB00223	10								
SB00224	11								
SB00225	12								
SB00226	13								
SB00227	14								
SB00228	15								

For Laboratory Use	Relinquished by	Date	Time	Received by
REVIEWED Date 4/20/16 Time 1700 TAT N Days Sign:		4/20/16	1020	
		4/20/16	1648	
A.A. Project No.: A533756 / 6D26008	Relinquished by	Date	Time	Received by

Note: By relinquishing samples to American Analytics, client agrees to pay for the services requested on this chain of custody form and any additional client-requested analyses performed on this project. Payment for services is due within 30 days from the date of invoice. Sample(s) will be disposed of after 45 days following the submittal of the sample(s) to American Analytics.

AMERICAN ANALYTICS CHAIN-OF-CUSTODY RECORD

9765 ETON AVE., CHATSWORTH, CA 91311
Tel: 818-998-5547 FAX: 818-998-7258

A.A. COC No.: 70045858

Client:	SGI / APEX	Project Name / No.:	04-NDLA-007	Sampler's Name:	Derrick Roberts
Project Manager:	Neil Irish	Site Address:	15306 Norwalk Blvd	Sampler's Signature:	[illegible]
Phone:	562-597-1055	City:	Norwalk	P.O. No.:	04-NDLA-007
Fax:	562-597-1070	State & Zip:	CA 90650	Quote No.:	

TAT Turnaround Codes **

1 = Same Day Rush
2 = 24 Hour Rush
3 = 48 Hour Rush
4 = 72 Hour Rush
5 = 5 Day Rush
X = 10 Working Days (Standard TAT)

ANALYSIS REQUESTED (Test Name)

Please enter the TAT Turnaround Codes ** below

Client I.D.	A.A. I.D.	Date	Time	Sample Matrix	No. of Cont	TPH Partial Chem. 8015	VOCs 8260	Special Instructions
SB00229	16	4/19/16		SOIL	4	X	X	
SB00230	17							
SB00231	18							
SB00232	19							
SB00233	20							
SB00234	21							
SB00235	22							
SB00236	23							
SB00237	24							
SB00238	25							
SB00239	26							
SB00240	27							
SB00241	28							
SB00242	29							
SB00243	30							

For Laboratory Use	Relinquished by	Date	Time	Received by
REVIEWED Date 4/20/16 Time 1700 TAT N Days Sign: [illegible]	[illegible]	4/20/16	10:16	[illegible]
	[illegible]	4/20/16	1648	[illegible]
A.A. Project No.: A5331756 / 6D20008	Relinquished by	Date	Time	Received by

Note: By relinquishing samples to American Analytics, client agrees to pay for the services requested on this chain of custody form and any additional client-requested analyses performed on this project. Payment for services is due within 30 days from the date of invoice. Sample(s) will be disposed of after 45 days following the submittal of the sample(s) to American Analytics.

AMERICAN ANALYTICS CHAIN-OF-CUSTODY RECORD

9765 ETON AVE., CHATSWORTH, CA 91311
Tel: 818-998-5547 FAX: 818-998-7258

A.A. COC No.: 70045859

Client:	SGI / APEX	Project Name / No.:	04-NDLA-007	Sampler's Name:	Deryck Roberts
Project Manager:	Neil Irish	Site Address:	15306 Norwalk Blvd	Sampler's Signature:	
Phone:	562-597-1055	City:	Norwalk	P.O. No.:	04-NDLA-007
Fax:	562-597-1070	State & Zip:	CA 90650	Quote No.:	

TAT Turnaround Codes **

1 = Same Day Rush
2 = 24 Hour Rush
3 = 48 Hour Rush
4 = 72 Hour Rush
5 = 5 Day Rush
X = 10 Working Days (Standard TAT)

ANALYSIS REQUESTED (Test Name)

Please enter the TAT Turnaround Codes ** below

Client I.D.	A.A. I.D.	Date	Time	Sample Matrix	No. of Cont	TPH Carbon chain 8015	VOCs 8260 by 5035	VOCs Naphthalene								Special Instructions
SB00244	31	4/19/16		SOIL	4	X	X									
SB00245	32															
SB00246	33															
SB00247	34															
SB00248	35															
SB00249	36															
SB00250	37															
SB00251	38															
SB00252	39															
SB00253	40															
SB00254	41															
SB00255	42															
	43															

For Laboratory Use	Relinquished by	Date	Time	Received by
REVIEWED Date 4/20/16 Time 1700 TAT N Days Sign:		4/20/16	1010	
		4/20/16	1648	
A.A. Project No.: A53317556 / 6D20008	Relinquished by	Date	Time	Received by

Note: By relinquishing samples to American Analytics, client agrees to pay for the services requested on this chain of custody form and any additional client-requested analyses performed on this project. Payment for services is due within 30 days from the date of invoice. Sample(s) will be disposed of after 45 days following the submittal of the sample(s) to American Analytics.

9765 Eton Avenue
Chatsworth
California 91311
Tel: (818) 998-5547
Fax: (818) 998-7258

July 02, 2015

Neil Irish

The Source Group, Inc. (SH)

1962 Freeman Ave.

Signal Hill, CA 90755

Re : DFSP Norwalk Soil Remediation / 04-NDLA-007

A5331383 / 5F24001

Enclosed is an analytical report for the above-referenced project. The samples included in this report were received on 06/24/15 08:14 and analyzed in accordance with the attached chain-of-custody.

Unless otherwise noted, all analytical testing was accomplished in accordance with the guidelines established in our Quality Assurance Program Manual, applicable standard operating procedures, and other related documentation. The results in this analytical report are limited to the samples tested and any reproduction thereof must be made in its entirety.

If you have any questions regarding this report or require additional information please call me at American Analytics.

Sincerely,

Viorel Vasile

Operations Manager

LABORATORY ANALYSIS RESULTS

Client: The Source Group, Inc. (SH)
Project No: 04-NDLA-007
Project Name: DFSP Norwalk Soil Remediation

AA Project No: A5331383
Date Received: 06/24/15
Date Reported: 07/02/15

Sample ID	Laboratory ID	Matrix	TAT	Date Sampled	Date Received
8260B/5035 +OXY+TPHG					
80004-ROWC-SB146	5F24001-01	Soil	5	06/23/15 00:00	06/24/15 08:14
80004-ROWC-SB147	5F24001-02	Soil	5	06/23/15 00:00	06/24/15 08:14
80004-ROWC-SB148	5F24001-03	Soil	5	06/23/15 00:00	06/24/15 08:14
80004-ROWC-SB149	5F24001-04	Soil	5	06/23/15 00:00	06/24/15 08:14
Carbon Chain Custom					
80004-ROWC-SB146	5F24001-01	Soil	5	06/23/15 00:00	06/24/15 08:14
80004-ROWC-SB147	5F24001-02	Soil	5	06/23/15 00:00	06/24/15 08:14
80004-ROWC-SB148	5F24001-03	Soil	5	06/23/15 00:00	06/24/15 08:14
80004-ROWC-SB149	5F24001-04	Soil	5	06/23/15 00:00	06/24/15 08:14

Viorel Vasile
Operations Manager

LABORATORY ANALYSIS RESULTS

Client: The Source Group, Inc. (SH)
Project No: 04-NDLA-007
Project Name: DFSP Norwalk Soil Remediation
Method: VOCs, OXY & TPHG by GC/MS EPA 5035

AA Project No: A5331383
Date Received: 06/24/15
Date Reported: 07/02/15
Units: mg/kg

Date Sampled:	06/23/15	06/23/15	06/23/15	06/23/15	
Date Prepared:	06/29/15	06/29/15	06/29/15	06/29/15	
Date Analyzed:	06/29/15	06/29/15	06/29/15	06/29/15	
AA ID No:	5F24001-01	5F24001-02	5F24001-03	5F24001-04	
Client ID No:	80004-ROWC-SB 146	80004-ROWC-SB1 47	80004-ROWC-SB 148	80004-ROWC-SB 149	
Matrix:	Soil	Soil	Soil	Soil	
Dilution Factor:	1	1	1	1	MRL
8260B/5035 +OXY+TPHG (EPA 8260B/5035)					
Acetone	**0.055**	**0.059**	<0.050	**0.092**	0.050
tert-Amyl Methyl Ether (TAME)	<0.0050	<0.0050	<0.0050	<0.0050	0.0050
Benzene	<0.010	<0.010	<0.010	<0.010	0.010
Bromobenzene	<0.0050	<0.0050	<0.0050	<0.0050	0.0050
Bromochloromethane	<0.0050	<0.0050	<0.0050	<0.0050	0.0050
Bromodichloromethane	<0.0050	<0.0050	<0.0050	<0.0050	0.0050
Bromoform	<0.0050	<0.0050	<0.0050	<0.0050	0.0050
Bromomethane	<0.0050	<0.0050	<0.0050	<0.0050	0.0050
2-Butanone (MEK)	<0.050	<0.050	<0.050	<0.050	0.050
tert-Butyl alcohol (TBA)	<0.020	<0.020	<0.020	**0.040**	0.020
sec-Butylbenzene	<0.0050	<0.0050	<0.0050	<0.0050	0.0050
tert-Butylbenzene	<0.0050	<0.0050	<0.0050	<0.0050	0.0050
n-Butylbenzene	<0.0050	<0.0050	<0.0050	<0.0050	0.0050
Carbon Disulfide	<0.0050	<0.0050	<0.0050	<0.0050	0.0050
Carbon Tetrachloride	<0.0050	<0.0050	<0.0050	<0.0050	0.0050
Chlorobenzene	<0.0050	<0.0050	<0.0050	<0.0050	0.0050
Chloroethane	<0.0050	<0.0050	<0.0050	<0.0050	0.0050
Chloroform	<0.0050	<0.0050	<0.0050	<0.0050	0.0050
Chloromethane	<0.0050	<0.0050	<0.0050	<0.0050	0.0050
2-Chlorotoluene	<0.0050	<0.0050	<0.0050	<0.0050	0.0050
4-Chlorotoluene	<0.0050	<0.0050	<0.0050	<0.0050	0.0050
1,2-Dibromo-3-chloropropane	<0.010	<0.010	<0.010	<0.010	0.010
Dibromochloromethane	<0.0050	<0.0050	<0.0050	<0.0050	0.0050
1,2-Dibromoethane (EDB)	<0.0050	<0.0050	<0.0050	<0.0050	0.0050
Dibromomethane	<0.0050	<0.0050	<0.0050	<0.0050	0.0050
1,4-Dichlorobenzene	<0.0050	<0.0050	<0.0050	<0.0050	0.0050

Viorel Vasile
Operations Manager

LABORATORY ANALYSIS RESULTS

Client: The Source Group, Inc. (SH)
Project No: 04-NDLA-007
Project Name: DFSP Norwalk Soil Remediation
Method: VOCs, OXY & TPHG by GC/MS EPA 5035

AA Project No: A5331383
Date Received: 06/24/15
Date Reported: 07/02/15
Units: mg/kg

Date Sampled:	06/23/15	06/23/15	06/23/15	06/23/15	
Date Prepared:	06/29/15	06/29/15	06/29/15	06/29/15	
Date Analyzed:	06/29/15	06/29/15	06/29/15	06/29/15	
AA ID No:	5F24001-01	5F24001-02	5F24001-03	5F24001-04	
Client ID No:	80004-ROWC-SB 146	80004-ROWC-SB1 47	80004-ROWC-SB 148	80004-ROWC-SB 149	
Matrix:	Soil	Soil	Soil	Soil	
Dilution Factor:	1	1	1	1	MRL
8260B/5035 +OXY+TPHG (EPA 8260B/5035) (continued)					
1,3-Dichlorobenzene	<0.0050	<0.0050	<0.0050	<0.0050	0.0050
1,2-Dichlorobenzene	<0.0050	<0.0050	<0.0050	<0.0050	0.0050
Dichlorodifluoromethane (R12)	<0.0050	<0.0050	<0.0050	<0.0050	0.0050
1,1-Dichloroethane	<0.0050	<0.0050	<0.0050	<0.0050	0.0050
1,2-Dichloroethane (EDC)	<0.0050	<0.0050	<0.0050	<0.0050	0.0050
trans-1,2-Dichloroethylene	<0.0050	<0.0050	<0.0050	<0.0050	0.0050
cis-1,2-Dichloroethylene	<0.0050	<0.0050	<0.0050	<0.0050	0.0050
1,1-Dichloroethylene	<0.0050	<0.0050	<0.0050	<0.0050	0.0050
2,2-Dichloropropane	<0.0050	<0.0050	<0.0050	<0.0050	0.0050
1,3-Dichloropropane	<0.0050	<0.0050	<0.0050	<0.0050	0.0050
1,2-Dichloropropane	<0.0050	<0.0050	<0.0050	<0.0050	0.0050
trans-1,3-Dichloropropylene	<0.0050	<0.0050	<0.0050	<0.0050	0.0050
1,1-Dichloropropylene	<0.0050	<0.0050	<0.0050	<0.0050	0.0050
cis-1,3-Dichloropropylene	<0.0050	<0.0050	<0.0050	<0.0050	0.0050
Diisopropyl ether (DIPE)	<0.0050	<0.0050	<0.0050	<0.0050	0.0050
Ethylbenzene	<0.0020	<0.0020	<0.0020	<0.0020	0.0020
Ethyl-tert-Butyl Ether (ETBE)	<0.0050	<0.0050	<0.0050	<0.0050	0.0050
Gasoline Range Organics (GRO)	<0.50	<0.50	<0.50	<0.50	0.50
Hexachlorobutadiene	<0.010	<0.010	<0.010	<0.010	0.010
2-Hexanone (MBK)	<0.050	<0.050	<0.050	<0.050	0.050
Isopropylbenzene	<0.0050	<0.0050	<0.0050	<0.0050	0.0050
4-Isopropyltoluene	<0.0050	<0.0050	<0.0050	<0.0050	0.0050
Methyl-tert-Butyl Ether (MTBE)	<0.0050	<0.0050	<0.0050	<0.0050	0.0050
Methylene Chloride	<0.050	<0.050	<0.050	<0.050	0.050
4-Methyl-2-pentanone (MIBK)	<0.050	<0.050	<0.050	<0.050	0.050

Viorel Vasile
Operations Manager

LABORATORY ANALYSIS RESULTS

Client: The Source Group, Inc. (SH)
Project No: 04-NDLA-007
Project Name: DFSP Norwalk Soil Remediation
Method: VOCs, OXY & TPHG by GC/MS EPA 5035

AA Project No: A5331383
Date Received: 06/24/15
Date Reported: 07/02/15
Units: mg/kg

Date Sampled:	06/23/15	06/23/15	06/23/15	06/23/15	
Date Prepared:	06/29/15	06/29/15	06/29/15	06/29/15	
Date Analyzed:	06/29/15	06/29/15	06/29/15	06/29/15	
AA ID No:	5F24001-01	5F24001-02	5F24001-03	5F24001-04	
Client ID No:	80004-ROWC-SB 146	80004-ROWC-SB1 47	80004-ROWC-SB 148	80004-ROWC-SB 149	
Matrix:	Soil	Soil	Soil	Soil	
Dilution Factor:	1	1	1	1	MRL
8260B/5035 +OXY+TPHG (EPA 8260B/5035) (continued)					
Naphthalene	<0.010	<0.010	<0.010	<0.010	0.010
n-Propylbenzene	<0.0050	<0.0050	<0.0050	<0.0050	0.0050
Styrene	<0.0050	<0.0050	<0.0050	<0.0050	0.0050
1,1,1,2-Tetrachloroethane	<0.0050	<0.0050	<0.0050	<0.0050	0.0050
1,1,2,2-Tetrachloroethane	<0.0050	<0.0050	<0.0050	<0.0050	0.0050
Tetrachloroethylene (PCE)	<0.0050	<0.0050	<0.0050	<0.0050	0.0050
Toluene	**0.0036**	<0.0020	**0.0032**	<0.0020	0.0020
1,2,4-Trichlorobenzene	<0.0050	<0.0050	<0.0050	<0.0050	0.0050
1,2,3-Trichlorobenzene	<0.0050	<0.0050	<0.0050	<0.0050	0.0050
1,1,2-Trichloroethane	<0.0050	<0.0050	<0.0050	<0.0050	0.0050
1,1,1-Trichloroethane	<0.0050	<0.0050	<0.0050	<0.0050	0.0050
Trichloroethylene (TCE)	<0.0050	<0.0050	<0.0050	<0.0050	0.0050
Trichlorofluoromethane (R11)	<0.0050	<0.0050	<0.0050	<0.0050	0.0050
1,2,3-Trichloropropane	<0.0050	<0.0050	<0.0050	<0.0050	0.0050
1,1,2-Trichloro-1,2,2-trifluoroethane (R113)	<0.0050	<0.0050	<0.0050	<0.0050	0.0050
1,3,5-Trimethylbenzene	<0.0050	<0.0050	<0.0050	<0.0050	0.0050
1,2,4-Trimethylbenzene	<0.0050	<0.0050	<0.0050	<0.0050	0.0050
Vinyl chloride	<0.0050	<0.0050	<0.0050	<0.0050	0.0050
o-Xylene	<0.0020	<0.0020	<0.0020	<0.0020	0.0020
m,p-Xylenes	<0.0020	<0.0020	<0.0020	<0.0020	0.0020
Surrogates					**%REC Limits**
4-Bromofluorobenzene	90%	91%	94%	104%	70-140
Dibromofluoromethane	117%	113%	104%	109%	70-140
Toluene-d8	98%	99%	96%	97%	70-140

Viorel Vasile
Operations Manager

LABORATORY ANALYSIS RESULTS

Client: The Source Group, Inc. (SH)
Project No: 04-NDLA-007
Project Name: DFSP Norwalk Soil Remediation
Method: Carbon Chain by GC/FID

AA Project No: A5331383
Date Received: 06/24/15
Date Reported: 07/02/15
Units: mg/kg

Date Sampled:	06/23/15	06/23/15	06/23/15	06/23/15	
Date Prepared:	06/26/15	06/26/15	06/26/15	06/26/15	
Date Analyzed:	06/27/15	06/27/15	06/27/15	06/27/15	
AA ID No:	5F24001-01	5F24001-02	5F24001-03	5F24001-04	
Client ID No:	80004-ROWC-SB 146	80004-ROWC-SB1 47	80004-ROWC-SB 148	80004-ROWC-SB 149	
Matrix:	Soil	Soil	Soil	Soil	
Dilution Factor:	1	1	1	1	MRL
Carbon Chain Custom (EPA 8015M)					
C13-C22	**39**	**12**	<10	**11**	10
C23-C32	**150**	**51**	**25**	**51**	10
C33-C44	**94**	**47**	**27**	**54**	10
Surrogates					**%REC Limits**
o-Terphenyl	125%	113%	115%	89%	50-150

Viorel Vasile
Operations Manager

LABORATORY ANALYSIS RESULTS

Client: The Source Group, Inc. (SH)
Project No: 04-NDLA-007
Project Name: DFSP Norwalk Soil Remediation

AA Project No: A5331383
Date Received: 06/24/15
Date Reported: 07/02/15

Analyte	Result	Reporting Limit	Units	Spike Level	Source Result	%REC	%REC Limits	RPD	RPD Limit	Notes
VOCs, OXY & TPHG by GC/MS EPA 5035 - Quality Control										
Batch B5F2913 - EPA 5035										
Blank (B5F2913-BLK1)				Prepared & Analyzed: 06/29/15						
Acetone	<0.050	0.050	mg/kg							
tert-Amyl Methyl Ether (TAME)	<0.0050	0.0050	mg/kg							
Benzene	<0.010	0.010	mg/kg							
Bromobenzene	<0.0050	0.0050	mg/kg							
Bromochloromethane	<0.0050	0.0050	mg/kg							
Bromodichloromethane	<0.0050	0.0050	mg/kg							
Bromoform	<0.0050	0.0050	mg/kg							
Bromomethane	<0.0050	0.0050	mg/kg							
2-Butanone (MEK)	<0.050	0.050	mg/kg							
tert-Butyl alcohol (TBA)	<0.020	0.020	mg/kg							
sec-Butylbenzene	<0.0050	0.0050	mg/kg							
tert-Butylbenzene	<0.0050	0.0050	mg/kg							
n-Butylbenzene	<0.0050	0.0050	mg/kg							
Carbon Disulfide	<0.0050	0.0050	mg/kg							
Carbon Tetrachloride	<0.0050	0.0050	mg/kg							
Chlorobenzene	<0.0050	0.0050	mg/kg							
Chloroethane	<0.0050	0.0050	mg/kg							
Chloroform	<0.0050	0.0050	mg/kg							
Chloromethane	<0.0050	0.0050	mg/kg							
2-Chlorotoluene	<0.0050	0.0050	mg/kg							
4-Chlorotoluene	<0.0050	0.0050	mg/kg							
1,2-Dibromo-3-chloropropane	<0.010	0.010	mg/kg							
Dibromochloromethane	<0.0050	0.0050	mg/kg							
1,2-Dibromoethane (EDB)	<0.0050	0.0050	mg/kg							
Dibromomethane	<0.0050	0.0050	mg/kg							
1,4-Dichlorobenzene	<0.0050	0.0050	mg/kg							
1,3-Dichlorobenzene	<0.0050	0.0050	mg/kg							
1,2-Dichlorobenzene	<0.0050	0.0050	mg/kg							
Dichlorodifluoromethane (R12)	<0.0050	0.0050	mg/kg							
1,1-Dichloroethane	<0.0050	0.0050	mg/kg							
1,2-Dichloroethane (EDC)	<0.0050	0.0050	mg/kg							

Viorel Vasile
Operations Manager

LABORATORY ANALYSIS RESULTS

Client: The Source Group, Inc. (SH)
Project No: 04-NDLA-007
Project Name: DFSP Norwalk Soil Remediation

AA Project No: A5331383
Date Received: 06/24/15
Date Reported: 07/02/15

Analyte	Result	Reporting Limit	Units	Spike Level	Source Result	%REC	%REC Limits	RPD	RPD Limit	Notes
VOCs, OXY & TPHG by GC/MS EPA 5035 - Quality Control										
Batch B5F2913 - EPA 5035										
Blank (B5F2913-BLK1) Continued				Prepared & Analyzed: 06/29/15						
trans-1,2-Dichloroethylene	<0.0050	0.0050	mg/kg							
cis-1,2-Dichloroethylene	<0.0050	0.0050	mg/kg							
1,1-Dichloroethylene	<0.0050	0.0050	mg/kg							
2,2-Dichloropropane	<0.0050	0.0050	mg/kg							
1,3-Dichloropropane	<0.0050	0.0050	mg/kg							
1,2-Dichloropropane	<0.0050	0.0050	mg/kg							
trans-1,3-Dichloropropylene	<0.0050	0.0050	mg/kg							
1,1-Dichloropropylene	<0.0050	0.0050	mg/kg							
cis-1,3-Dichloropropylene	<0.0050	0.0050	mg/kg							
Diisopropyl ether (DIPE)	<0.0050	0.0050	mg/kg							
Ethylbenzene	<0.0020	0.0020	mg/kg							
Ethyl-tert-Butyl Ether (ETBE)	<0.0050	0.0050	mg/kg							
Gasoline Range Organics (GRO)	<0.50	0.50	mg/kg							
Hexachlorobutadiene	<0.010	0.010	mg/kg							
2-Hexanone (MBK)	<0.050	0.050	mg/kg							
Isopropylbenzene	<0.0050	0.0050	mg/kg							
4-Isopropyltoluene	<0.0050	0.0050	mg/kg							
Methyl-tert-Butyl Ether (MTBE)	<0.0050	0.0050	mg/kg							
Methylene Chloride	<0.050	0.050	mg/kg							
4-Methyl-2-pentanone (MIBK)	<0.050	0.050	mg/kg							
Naphthalene	<0.010	0.010	mg/kg							
n-Propylbenzene	<0.0050	0.0050	mg/kg							
Styrene	<0.0050	0.0050	mg/kg							
1,1,1,2-Tetrachloroethane	<0.0050	0.0050	mg/kg							
1,1,2,2-Tetrachloroethane	<0.0050	0.0050	mg/kg							
Tetrachloroethylene (PCE)	<0.0050	0.0050	mg/kg							
Toluene	<0.0020	0.0020	mg/kg							
1,2,4-Trichlorobenzene	<0.0050	0.0050	mg/kg							
1,2,3-Trichlorobenzene	<0.0050	0.0050	mg/kg							
1,1,2-Trichloroethane	<0.0050	0.0050	mg/kg							
1,1,1-Trichloroethane	<0.0050	0.0050	mg/kg							

Viorel Vasile
Operations Manager

LABORATORY ANALYSIS RESULTS

Client: The Source Group, Inc. (SH)
Project No: 04-NDLA-007
Project Name: DFSP Norwalk Soil Remediation

AA Project No: A5331383
Date Received: 06/24/15
Date Reported: 07/02/15

Analyte	Result	Reporting Limit	Units	Spike Level	Source Result	%REC	%REC Limits	RPD	RPD Limit	Notes
VOCs, OXY & TPHG by GC/MS EPA 5035 - Quality Control										
Batch B5F2913 - EPA 5035										
Blank (B5F2913-BLK1) Continued				Prepared & Analyzed: 06/29/15						
Trichloroethylene (TCE)	<0.0050	0.0050	mg/kg							
Trichlorofluoromethane (R11)	<0.0050	0.0050	mg/kg							
1,2,3-Trichloropropane	<0.0050	0.0050	mg/kg							
1,1,2-Trichloro-1,2,2-trifluoroethane (R113)	<0.0050	0.0050	mg/kg							
1,3,5-Trimethylbenzene	<0.0050	0.0050	mg/kg							
1,2,4-Trimethylbenzene	<0.0050	0.0050	mg/kg							
Vinyl chloride	<0.0050	0.0050	mg/kg							
o-Xylene	<0.0020	0.0020	mg/kg							
m,p-Xylenes	<0.0020	0.0020	mg/kg							
Surrogate: 4-Bromofluorobenzene	*0.0833*		*mg/kg*	*0.10*		*83.3*	*70-140*			
Surrogate: Dibromofluoromethane	*0.110*		*mg/kg*	*0.10*		*110*	*70-140*			
Surrogate: Toluene-d8	*0.0933*		*mg/kg*	*0.10*		*93.3*	*70-140*			
LCS (B5F2913-BS1)				Prepared & Analyzed: 06/29/15						
Benzene	**0.0375**	0.010	mg/kg	0.040		93.8	75-125			
Bromodichloromethane	**0.0383**	0.0050	mg/kg	0.040		95.7	75-125			
Bromoform	**0.0468**	0.0050	mg/kg	0.040		117	75-125			
Carbon Tetrachloride	**0.0372**	0.0050	mg/kg	0.040		92.9	75-125			
Chlorobenzene	**0.0403**	0.0050	mg/kg	0.040		101	75-125			
Chloroethane	**0.0277**	0.0050	mg/kg	0.040		69.2	75-125			***
Chloroform	**0.0353**	0.0050	mg/kg	0.040		88.2	75-125			
Chloromethane	**0.0283**	0.0050	mg/kg	0.040		70.7	65-125			
Dibromochloromethane	**0.0406**	0.0050	mg/kg	0.040		102	75-125			
1,4-Dichlorobenzene	**0.0377**	0.0050	mg/kg	0.040		94.2	75-125			
1,1-Dichloroethane	**0.0345**	0.0050	mg/kg	0.040		86.2	70-125			
1,2-Dichloroethane (EDC)	**0.0398**	0.0050	mg/kg	0.040		99.5	75-125			
trans-1,2-Dichloroethylene	**0.0370**	0.0050	mg/kg	0.040		92.6	75-125			
cis-1,2-Dichloroethylene	**0.0367**	0.0050	mg/kg	0.040		91.8	75-125			
1,1-Dichloroethylene	**0.0382**	0.0050	mg/kg	0.040		95.6	70-130			
1,2-Dichloropropane	**0.0370**	0.0050	mg/kg	0.040		92.5	75-130			
cis-1,3-Dichloropropylene	**0.0393**	0.0050	mg/kg	0.040		98.2	75-125			

Viorel Vasile
Operations Manager

LABORATORY ANALYSIS RESULTS

Client: The Source Group, Inc. (SH)
Project No: 04-NDLA-007
Project Name: DFSP Norwalk Soil Remediation

AA Project No: A5331383
Date Received: 06/24/15
Date Reported: 07/02/15

Analyte	Result	Reporting Limit	Units	Spike Level	Source Result	%REC	%REC Limits	RPD	RPD Limit	Notes
VOCs, OXY & TPHG by GC/MS EPA 5035 - Quality Control										
Batch B5F2913 - EPA 5035										
LCS (B5F2913-BS1) Continued				Prepared & Analyzed: 06/29/15						
Ethylbenzene	**0.0353**	0.0020	mg/kg	0.040		88.3	75-125			
Methyl-tert-Butyl Ether (MTBE)	**0.0382**	0.0050	mg/kg	0.040		95.5	75-125			
Methylene Chloride	**0.0392**	0.050	mg/kg	0.040		98.1	75-130			
1,1,2,2-Tetrachloroethane	**0.0409**	0.0050	mg/kg	0.040		102	70-135			
Tetrachloroethylene (PCE)	**0.0413**	0.0050	mg/kg	0.040		103	75-125			
Toluene	**0.0384**	0.0020	mg/kg	0.040		96.0	75-125			
1,1,2-Trichloroethane	**0.0398**	0.0050	mg/kg	0.040		99.5	75-125			
1,1,1-Trichloroethane	**0.0361**	0.0050	mg/kg	0.040		90.2	75-125			
Trichloroethylene (TCE)	**0.0400**	0.0050	mg/kg	0.040		100	75-125			
Vinyl chloride	**0.0301**	0.0050	mg/kg	0.040		75.3	75-125			
o-Xylene	**0.0377**	0.0020	mg/kg	0.040		94.4	75-125			
Surrogate: 4-Bromofluorobenzene	*0.104*		*mg/kg*	*0.10*		*104*	*70-140*			
Surrogate: Dibromofluoromethane	*0.0963*		*mg/kg*	*0.10*		*96.3*	*70-140*			
Surrogate: Toluene-d8	*0.0993*		*mg/kg*	*0.10*		*99.3*	*70-140*			
LCS Dup (B5F2913-BSD1)				Prepared & Analyzed: 06/29/15						
Benzene	**0.0356**	0.010	mg/kg	0.040		89.0	75-125	5.36	30	
Bromodichloromethane	**0.0388**	0.0050	mg/kg	0.040		97.1	75-125	1.50	30	
Bromoform	**0.0438**	0.0050	mg/kg	0.040		109	75-125	6.63	30	
Carbon Tetrachloride	**0.0367**	0.0050	mg/kg	0.040		91.8	75-125	1.19	30	
Chlorobenzene	**0.0369**	0.0050	mg/kg	0.040		92.4	75-125	8.65	30	
Chloroethane	**0.0274**	0.0050	mg/kg	0.040		68.6	75-125	0.871	30	***
Chloroform	**0.0358**	0.0050	mg/kg	0.040		89.5	75-125	1.41	30	
Chloromethane	**0.0288**	0.0050	mg/kg	0.040		71.9	65-125	1.68	30	
Dibromochloromethane	**0.0392**	0.0050	mg/kg	0.040		98.0	75-125	3.61	30	
1,4-Dichlorobenzene	**0.0371**	0.0050	mg/kg	0.040		92.6	75-125	1.66	30	
1,1-Dichloroethane	**0.0334**	0.0050	mg/kg	0.040		83.5	70-125	3.12	30	
1,2-Dichloroethane (EDC)	**0.0407**	0.0050	mg/kg	0.040		102	75-125	2.33	30	
trans-1,2-Dichloroethylene	**0.0357**	0.0050	mg/kg	0.040		89.4	75-125	3.52	30	
cis-1,2-Dichloroethylene	**0.0359**	0.0050	mg/kg	0.040		89.8	75-125	2.20	30	
1,1-Dichloroethylene	**0.0354**	0.0050	mg/kg	0.040		88.5	70-130	7.66	30	
1,2-Dichloropropane	**0.0370**	0.0050	mg/kg	0.040		92.4	75-130	0.0541	30	

Viorel Vasile
Operations Manager

LABORATORY ANALYSIS RESULTS

Client: The Source Group, Inc. (SH)
Project No: 04-NDLA-007
Project Name: DFSP Norwalk Soil Remediation

AA Project No: A5331383
Date Received: 06/24/15
Date Reported: 07/02/15

Analyte	Result	Reporting Limit	Units	Spike Level	Source Result	%REC	%REC Limits	RPD	RPD Limit	Notes
VOCs, OXY & TPHG by GC/MS EPA 5035 - Quality Control										
Batch B5F2913 - EPA 5035										
LCS Dup (B5F2913-BSD1) Continued				Prepared & Analyzed: 06/29/15						
cis-1,3-Dichloropropylene	**0.0384**	0.0050	mg/kg	0.040		95.9	75-125	2.42	30	
Ethylbenzene	**0.0361**	0.0020	mg/kg	0.040		90.4	75-125	2.29	30	
Methyl-tert-Butyl Ether (MTBE)	**0.0383**	0.0050	mg/kg	0.040		95.8	75-125	0.261	30	
Methylene Chloride	**0.0381**	0.050	mg/kg	0.040		95.3	75-130	2.90	30	
1,1,2,2-Tetrachloroethane	**0.0400**	0.0050	mg/kg	0.040		100	70-135	2.27	30	
Tetrachloroethylene (PCE)	**0.0381**	0.0050	mg/kg	0.040		95.3	75-125	8.10	30	
Toluene	**0.0346**	0.0020	mg/kg	0.040		86.5	75-125	10.5	30	
1,1,2-Trichloroethane	**0.0396**	0.0050	mg/kg	0.040		98.9	75-125	0.605	30	
1,1,1-Trichloroethane	**0.0352**	0.0050	mg/kg	0.040		87.9	75-125	2.58	30	
Trichloroethylene (TCE)	**0.0387**	0.0050	mg/kg	0.040		96.7	75-125	3.36	30	
Vinyl chloride	**0.0303**	0.0050	mg/kg	0.040		75.8	75-125	0.728	30	
o-Xylene	**0.0373**	0.0020	mg/kg	0.040		93.3	75-125	1.17	30	
Surrogate: 4-Bromofluorobenzene	*0.0842*		*mg/kg*	*0.10*		*84.2*	*70-140*			
Surrogate: Dibromofluoromethane	*0.0981*		*mg/kg*	*0.10*		*98.1*	*70-140*			
Surrogate: Toluene-d8	*0.0949*		*mg/kg*	*0.10*		*94.9*	*70-140*			
Carbon Chain by GC/FID - Quality Control										
Batch B5F2607 - EPA 3550B										
Blank (B5F2607-BLK1)				Prepared: 06/26/15 Analyzed: 06/27/15						
C13-C22	<10	10	mg/kg							
C23-C32	<10	10	mg/kg							
C33-C44	<10	10	mg/kg							
Surrogate: o-Terphenyl	*10.6*		*mg/kg*	*10*		*106*	*50-150*			
LCS (B5F2607-BS1)				Prepared: 06/26/15 Analyzed: 06/27/15						
Diesel Range Organics as Diesel	**204**	10	mg/kg	200		102	70-130			
Surrogate: o-Terphenyl	*13.9*		*mg/kg*	*10*		*139*	*50-150*			
LCS Dup (B5F2607-BSD1)				Prepared: 06/26/15 Analyzed: 06/27/15						
Diesel Range Organics as Diesel	**208**	10	mg/kg	200		104	70-130	1.51	40	
Surrogate: o-Terphenyl	*13.8*		*mg/kg*	*10*		*138*	*50-150*			

Viorel Vasile
Operations Manager

LABORATORY ANALYSIS RESULTS

Client: The Source Group, Inc. (SH)
Project No: 04-NDLA-007
Project Name: DFSP Norwalk Soil Remediation

AA Project No: A5331383
Date Received: 06/24/15
Date Reported: 07/02/15

Special Notes

[1] = ******* : Exceeds lower control limit

Gasoline Range Organics (GRO) concentration represents the C4-C12 carbon range.

Viorel Vasile
Operations Manager

AMERICAN ANALYTICS CHAIN-OF-CUSTODY RECORD

9765 ETON AVE., CHATSWORTH, CA 91311
Tel: 818-998-5547 FAX: 818-998-7258

A.A. COC No.: 122820

70043375

Page 1 of 1

Client: The Source Group, Inc	Project Name / No.: 04-NDLA-007	Sampler's Name: Katie Reich
Project Manager: Ken Wall / Neil Irish	Site Address: 15366 Norwalk Blvd	Sampler's Signature: KLR
Phone: 562-597-1055	City: Norwalk	P.O. No.: 04-NDLA-007
Fax: 562-597-1070	State & Zip: CA 90650	Quote No.:

TAT Turnaround Codes **

1 = Same Day Rush
2 = 24 Hour Rush
3 = 48 Hour Rush
4 = 72 Hour Rush
5 = 5 Day Rush
X = 10 Working Days (Standard TAT)

ANALYSIS REQUESTED (Test Name)

Please enter the TAT Turnaround Codes ** below

Client I.D.	A.A. I.D.	Date	Time	Sample Matrix	No. of Cont	TPH Carbon Chain 8015	VOCs, Oxys, GNS by 8260	USIAS Metals 204								Special Instructions
80004-ROWC-SB146	SF24001-01	6/22/15		SOIL	4	X	X									
80004-ROWC-SB147	-02	↓		↓	↓	X	X									
80004-ROWC-SB148	-03					X	X									
80004-ROWC-SB149	-04					X	X									

For Laboratory Use	Relinquished by	Date	Time	Received by
REVIEWED	KLR	6/22/15	6:40	
Date 6/24/15 Time 0900		06/24/15	08:14	
TAT N Days Sign:				
A.A. Project No.: A5331383 / SF24001				

Note: By relinquishing samples to American Analytics, client agrees to pay for the services requested on this chain of custody form and any additional client-requested analyses performed on this project. Payment for services is due within 30 days from the date of invoice. Sample(s) will be disposed of after 45 days following the submittal of the sample(s) to American Analytics.

9765 Eton Avenue
Chatsworth
California 91311
Tel: (818) 998-5547
Fax: (818) 998-7258

July 17, 2015

Neil Irish

The Source Group, Inc. (SH)

1962 Freeman Ave.

Signal Hill, CA 90755

Re : DFSP Norwalk Soil Remediation / 04-NDLA-007

A5331411 / 5G10023

Enclosed is an analytical report for the above-referenced project. The samples included in this report were received on 07/10/15 10:45 and analyzed in accordance with the attached chain-of-custody.

Unless otherwise noted, all analytical testing was accomplished in accordance with the guidelines established in our Quality Assurance Program Manual, applicable standard operating procedures, and other related documentation. The results in this analytical report are limited to the samples tested and any reproduction thereof must be made in its entirety.

If you have any questions regarding this report or require additional information please call me at American Analytics.

Sincerely,

Viorel Vasile

Operations Manager

LABORATORY ANALYSIS RESULTS

Client: The Source Group, Inc. (SH)
Project No: 04-NDLA-007
Project Name: DFSP Norwalk Soil Remediation

AA Project No: A5331411
Date Received: 07/10/15
Date Reported: 07/17/15

Sample ID	Laboratory ID	Matrix	TAT	Date Sampled	Date Received
8260B/5035 +OXY+TPHG					
EX-15-E1-1	5G10023-01	Soil	5	07/09/15 00:00	07/10/15 10:45
EX-15-E1-4	5G10023-02	Soil	5	07/09/15 00:00	07/10/15 10:45
EX-15-E2-1	5G10023-03	Soil	5	07/09/15 00:00	07/10/15 10:45
EX-15-E2-4	5G10023-04	Soil	5	07/09/15 00:00	07/10/15 10:45
EX-15-E3-1	5G10023-05	Soil	5	07/09/15 00:00	07/10/15 10:45
EX-15-E3-4	5G10023-06	Soil	5	07/09/15 00:00	07/10/15 10:45
EX-15-E4-1	5G10023-07	Soil	5	07/09/15 00:00	07/10/15 10:45
EX-15-E4-4	5G10023-08	Soil	5	07/09/15 00:00	07/10/15 10:45
EX-15-S1-1	5G10023-09	Soil	5	07/09/15 00:00	07/10/15 10:45
EX-15-S1-4	5G10023-10	Soil	5	07/09/15 00:00	07/10/15 10:45
EX-15-S2-1	5G10023-11	Soil	5	07/09/15 00:00	07/10/15 10:45
EX-15-S2-4	5G10023-12	Soil	5	07/09/15 00:00	07/10/15 10:45
EX-15-S3-1	5G10023-13	Soil	5	07/09/15 00:00	07/10/15 10:45
EX-15-S3-4	5G10023-14	Soil	5	07/09/15 00:00	07/10/15 10:45
EX-15-W1-1	5G10023-15	Soil	5	07/09/15 00:00	07/10/15 10:45
EX-15-W1-4	5G10023-16	Soil	5	07/09/15 00:00	07/10/15 10:45
EX-15-W2-1	5G10023-17	Soil	5	07/09/15 00:00	07/10/15 10:45
EX-15-W2-4	5G10023-18	Soil	5	07/09/15 00:00	07/10/15 10:45
EX-15-W3-1	5G10023-19	Soil	5	07/09/15 00:00	07/10/15 10:45

Viorel Vasile
Operations Manager

LABORATORY ANALYSIS RESULTS

Client: The Source Group, Inc. (SH)
Project No: 04-NDLA-007
Project Name: DFSP Norwalk Soil Remediation

AA Project No: A5331411
Date Received: 07/10/15
Date Reported: 07/17/15

Sample ID	Laboratory ID	Matrix	TAT	Date Sampled	Date Received
EX-15-W3-4	5G10023-20	Soil	5	07/09/15 00:00	07/10/15 10:45
EX-15-W4-3	5G10023-21	Soil	5	07/09/15 00:00	07/10/15 10:45
EX-15-W4-6	5G10023-22	Soil	5	07/09/15 00:00	07/10/15 10:45
EX-15-W4-9	5G10023-23	Soil	5	07/09/15 00:00	07/10/15 10:45
EX-15-N1-3	5G10023-24	Soil	5	07/09/15 00:00	07/10/15 10:45
EX-15-N1-6	5G10023-25	Soil	5	07/09/15 00:00	07/10/15 10:45
EX-15-N1-9	5G10023-26	Soil	5	07/09/15 00:00	07/10/15 10:45
EX-15-N2-3	5G10023-27	Soil	5	07/09/15 00:00	07/10/15 10:45
EX-15-N2-6	5G10023-28	Soil	5	07/09/15 00:00	07/10/15 10:45
EX-15-N2-9	5G10023-29	Soil	5	07/09/15 00:00	07/10/15 10:45
EX-15-N3-3	5G10023-30	Soil	5	07/09/15 00:00	07/10/15 10:45
EX-15-N3-6	5G10023-31	Soil	5	07/09/15 00:00	07/10/15 10:45
EX-15-N3-9	5G10023-32	Soil	5	07/09/15 00:00	07/10/15 10:45
EX-15-F1-5	5G10023-33	Soil	5	07/09/15 00:00	07/10/15 10:45
EX-15-F2-5	5G10023-34	Soil	5	07/09/15 00:00	07/10/15 10:45
EX-15-F3-10	5G10023-35	Soil	5	07/09/15 00:00	07/10/15 10:45
80004-ROWG-SB162	5G10023-36	Soil	5	07/10/15 00:00	07/10/15 10:45
80004-ROWG-SB163	5G10023-37	Soil	5	07/10/15 00:00	07/10/15 10:45
80004-ROWG-SB164	5G10023-38	Soil	5	07/10/15 00:00	07/10/15 10:45
80004-ROWG-SB165	5G10023-39	Soil	5	07/10/15 00:00	07/10/15 10:45

Viorel Vasile
Operations Manager

LABORATORY ANALYSIS RESULTS

Client: The Source Group, Inc. (SH)
Project No: 04-NDLA-007
Project Name: DFSP Norwalk Soil Remediation

AA Project No: A5331411
Date Received: 07/10/15
Date Reported: 07/17/15

Sample ID	Laboratory ID	Matrix	TAT	Date Sampled	Date Received
Carbon Chain Custom					
EX-15-E1-1	5G10023-01	Soil	5	07/09/15 00:00	07/10/15 10:45
EX-15-E1-4	5G10023-02	Soil	5	07/09/15 00:00	07/10/15 10:45
EX-15-E2-1	5G10023-03	Soil	5	07/09/15 00:00	07/10/15 10:45
EX-15-E2-4	5G10023-04	Soil	5	07/09/15 00:00	07/10/15 10:45
EX-15-E3-1	5G10023-05	Soil	5	07/09/15 00:00	07/10/15 10:45
EX-15-E3-4	5G10023-06	Soil	5	07/09/15 00:00	07/10/15 10:45
EX-15-E4-1	5G10023-07	Soil	5	07/09/15 00:00	07/10/15 10:45
EX-15-E4-4	5G10023-08	Soil	5	07/09/15 00:00	07/10/15 10:45
EX-15-S1-1	5G10023-09	Soil	5	07/09/15 00:00	07/10/15 10:45
EX-15-S1-4	5G10023-10	Soil	5	07/09/15 00:00	07/10/15 10:45
EX-15-S2-1	5G10023-11	Soil	5	07/09/15 00:00	07/10/15 10:45
EX-15-S2-4	5G10023-12	Soil	5	07/09/15 00:00	07/10/15 10:45
EX-15-S3-1	5G10023-13	Soil	5	07/09/15 00:00	07/10/15 10:45
EX-15-S3-4	5G10023-14	Soil	5	07/09/15 00:00	07/10/15 10:45
EX-15-W1-1	5G10023-15	Soil	5	07/09/15 00:00	07/10/15 10:45
EX-15-W1-4	5G10023-16	Soil	5	07/09/15 00:00	07/10/15 10:45
EX-15-W2-1	5G10023-17	Soil	5	07/09/15 00:00	07/10/15 10:45
EX-15-W2-4	5G10023-18	Soil	5	07/09/15 00:00	07/10/15 10:45
EX-15-W3-1	5G10023-19	Soil	5	07/09/15 00:00	07/10/15 10:45

Viorel Vasile
Operations Manager

LABORATORY ANALYSIS RESULTS

Client: The Source Group, Inc. (SH)
Project No: 04-NDLA-007
Project Name: DFSP Norwalk Soil Remediation

AA Project No: A5331411
Date Received: 07/10/15
Date Reported: 07/17/15

Sample ID	Laboratory ID	Matrix	TAT	Date Sampled	Date Received
EX-15-W3-4	5G10023-20	Soil	5	07/09/15 00:00	07/10/15 10:45
EX-15-W4-3	5G10023-21	Soil	5	07/09/15 00:00	07/10/15 10:45
EX-15-W4-6	5G10023-22	Soil	5	07/09/15 00:00	07/10/15 10:45
EX-15-W4-9	5G10023-23	Soil	5	07/09/15 00:00	07/10/15 10:45
EX-15-N1-3	5G10023-24	Soil	5	07/09/15 00:00	07/10/15 10:45
EX-15-N1-6	5G10023-25	Soil	5	07/09/15 00:00	07/10/15 10:45
EX-15-N1-9	5G10023-26	Soil	5	07/09/15 00:00	07/10/15 10:45
EX-15-N2-3	5G10023-27	Soil	5	07/09/15 00:00	07/10/15 10:45
EX-15-N2-6	5G10023-28	Soil	5	07/09/15 00:00	07/10/15 10:45
EX-15-N2-9	5G10023-29	Soil	5	07/09/15 00:00	07/10/15 10:45
EX-15-N3-3	5G10023-30	Soil	5	07/09/15 00:00	07/10/15 10:45
EX-15-N3-6	5G10023-31	Soil	5	07/09/15 00:00	07/10/15 10:45
EX-15-N3-9	5G10023-32	Soil	5	07/09/15 00:00	07/10/15 10:45
EX-15-F1-5	5G10023-33	Soil	5	07/09/15 00:00	07/10/15 10:45
EX-15-F2-5	5G10023-34	Soil	5	07/09/15 00:00	07/10/15 10:45
EX-15-F3-10	5G10023-35	Soil	5	07/09/15 00:00	07/10/15 10:45
80004-ROWG-SB162	5G10023-36	Soil	5	07/10/15 00:00	07/10/15 10:45
80004-ROWG-SB163	5G10023-37	Soil	5	07/10/15 00:00	07/10/15 10:45
80004-ROWG-SB164	5G10023-38	Soil	5	07/10/15 00:00	07/10/15 10:45
80004-ROWG-SB165	5G10023-39	Soil	5	07/10/15 00:00	07/10/15 10:45

Viorel Vasile
Operations Manager

LABORATORY ANALYSIS RESULTS

Client: The Source Group, Inc. (SH)
Project No: 04-NDLA-007
Project Name: DFSP Norwalk Soil Remediation
Method: VOCs, OXY & TPHG by GC/MS EPA 5035

AA Project No: A5331411
Date Received: 07/10/15
Date Reported: 07/17/15
Units: mg/kg

Date Sampled:	07/09/15	07/09/15	07/09/15	07/09/15	
Date Prepared:	07/10/15	07/10/15	07/13/15	07/10/15	
Date Analyzed:	07/10/15	07/10/15	07/13/15	07/10/15	
AA ID No:	5G10023-01	5G10023-02	5G10023-03	5G10023-04	
Client ID No:	EX-15-E1-1	EX-15-E1-4	EX-15-E2-1	EX-15-E2-4	
Matrix:	Soil	Soil	Soil	Soil	
Dilution Factor:	1	1	1	1	MRL
8260B/5035 +OXY+TPHG (EPA 8260B/5035)					
Acetone	**0.088**	<0.050	**0.069**	<0.050	0.050
tert-Amyl Methyl Ether (TAME)	<0.0050	<0.0050	<0.0050	<0.0050	0.0050
Benzene	<0.010	<0.010	<0.010	<0.010	0.010
Bromobenzene	<0.0050	<0.0050	<0.0050	<0.0050	0.0050
Bromochloromethane	<0.0050	<0.0050	<0.0050	<0.0050	0.0050
Bromodichloromethane	<0.0050	<0.0050	<0.0050	<0.0050	0.0050
Bromoform	<0.0050	<0.0050	<0.0050	<0.0050	0.0050
Bromomethane	<0.0050	<0.0050	<0.0050	<0.0050	0.0050
2-Butanone (MEK)	<0.050	<0.050	<0.050	<0.050	0.050
tert-Butyl alcohol (TBA)	<0.020	<0.020	<0.020	<0.020	0.020
sec-Butylbenzene	<0.0050	<0.0050	<0.0050	<0.0050	0.0050
tert-Butylbenzene	<0.0050	<0.0050	<0.0050	<0.0050	0.0050
n-Butylbenzene	<0.0050	<0.0050	<0.0050	<0.0050	0.0050
Carbon Disulfide	<0.0050	<0.0050	<0.0050	<0.0050	0.0050
Carbon Tetrachloride	<0.0050	<0.0050	<0.0050	<0.0050	0.0050
Chlorobenzene	<0.0050	<0.0050	<0.0050	<0.0050	0.0050
Chloroethane	<0.0050	<0.0050	<0.0050	<0.0050	0.0050
Chloroform	<0.0050	<0.0050	<0.0050	<0.0050	0.0050
Chloromethane	<0.0050	<0.0050	<0.0050	<0.0050	0.0050
2-Chlorotoluene	<0.0050	<0.0050	<0.0050	<0.0050	0.0050
4-Chlorotoluene	<0.0050	<0.0050	<0.0050	<0.0050	0.0050
1,2-Dibromo-3-chloropropane	<0.010	<0.010	<0.010	<0.010	0.010
Dibromochloromethane	<0.0050	<0.0050	<0.0050	<0.0050	0.0050
1,2-Dibromoethane (EDB)	<0.0050	<0.0050	<0.0050	<0.0050	0.0050
Dibromomethane	<0.0050	<0.0050	<0.0050	<0.0050	0.0050
1,4-Dichlorobenzene	<0.0050	<0.0050	<0.0050	<0.0050	0.0050
1,3-Dichlorobenzene	<0.0050	<0.0050	<0.0050	<0.0050	0.0050

Viorel Vasile
Operations Manager

LABORATORY ANALYSIS RESULTS

Client: The Source Group, Inc. (SH)
Project No: 04-NDLA-007
Project Name: DFSP Norwalk Soil Remediation
Method: VOCs, OXY & TPHG by GC/MS EPA 5035

AA Project No: A5331411
Date Received: 07/10/15
Date Reported: 07/17/15
Units: mg/kg

Date Sampled:	07/09/15	07/09/15	07/09/15	07/09/15	
Date Prepared:	07/10/15	07/10/15	07/13/15	07/10/15	
Date Analyzed:	07/10/15	07/10/15	07/13/15	07/10/15	
AA ID No:	5G10023-01	5G10023-02	5G10023-03	5G10023-04	
Client ID No:	EX-15-E1-1	EX-15-E1-4	EX-15-E2-1	EX-15-E2-4	
Matrix:	Soil	Soil	Soil	Soil	
Dilution Factor:	1	1	1	1	MRL
8260B/5035 +OXY+TPHG (EPA 8260B/5035) (continued)					
1,2-Dichlorobenzene	<0.0050	<0.0050	<0.0050	<0.0050	0.0050
Dichlorodifluoromethane (R12)	<0.0050	<0.0050	<0.0050	<0.0050	0.0050
1,1-Dichloroethane	<0.0050	<0.0050	<0.0050	<0.0050	0.0050
1,2-Dichloroethane (EDC)	<0.0050	<0.0050	<0.0050	<0.0050	0.0050
trans-1,2-Dichloroethylene	<0.0050	<0.0050	<0.0050	<0.0050	0.0050
cis-1,2-Dichloroethylene	<0.0050	<0.0050	<0.0050	<0.0050	0.0050
1,1-Dichloroethylene	<0.0050	<0.0050	<0.0050	<0.0050	0.0050
2,2-Dichloropropane	<0.0050	<0.0050	<0.0050	<0.0050	0.0050
1,3-Dichloropropane	<0.0050	<0.0050	<0.0050	<0.0050	0.0050
1,2-Dichloropropane	<0.0050	<0.0050	<0.0050	<0.0050	0.0050
trans-1,3-Dichloropropylene	<0.0050	<0.0050	<0.0050	<0.0050	0.0050
1,1-Dichloropropylene	<0.0050	<0.0050	<0.0050	<0.0050	0.0050
cis-1,3-Dichloropropylene	<0.0050	<0.0050	<0.0050	<0.0050	0.0050
Diisopropyl ether (DIPE)	<0.0050	<0.0050	<0.0050	<0.0050	0.0050
Ethylbenzene	<0.0020	<0.0020	<0.0020	<0.0020	0.0020
Ethyl-tert-Butyl Ether (ETBE)	<0.0050	<0.0050	<0.0050	<0.0050	0.0050
Gasoline Range Organics (GRO)	<0.50	<0.50	<0.50	<0.50	0.50
Hexachlorobutadiene	<0.010	<0.010	<0.010	<0.010	0.010
2-Hexanone (MBK)	<0.050	<0.050	<0.050	<0.050	0.050
Isopropylbenzene	<0.0050	<0.0050	<0.0050	<0.0050	0.0050
4-Isopropyltoluene	<0.0050	<0.0050	<0.0050	<0.0050	0.0050
Methyl-tert-Butyl Ether (MTBE)	<0.0050	<0.0050	<0.0050	<0.0050	0.0050
Methylene Chloride	<0.050	<0.050	<0.050	<0.050	0.050
4-Methyl-2-pentanone (MIBK)	<0.050	<0.050	<0.050	<0.050	0.050
Naphthalene	<0.010	<0.010	<0.010	<0.010	0.010
n-Propylbenzene	<0.0050	<0.0050	<0.0050	<0.0050	0.0050

Viorel Vasile
Operations Manager

LABORATORY ANALYSIS RESULTS

Client: The Source Group, Inc. (SH)
Project No: 04-NDLA-007
Project Name: DFSP Norwalk Soil Remediation
Method: VOCs, OXY & TPHG by GC/MS EPA 5035

AA Project No: A5331411
Date Received: 07/10/15
Date Reported: 07/17/15
Units: mg/kg

Date Sampled:	07/09/15	07/09/15	07/09/15	07/09/15	
Date Prepared:	07/10/15	07/10/15	07/13/15	07/10/15	
Date Analyzed:	07/10/15	07/10/15	07/13/15	07/10/15	
AA ID No:	5G10023-01	5G10023-02	5G10023-03	5G10023-04	
Client ID No:	EX-15-E1-1	EX-15-E1-4	EX-15-E2-1	EX-15-E2-4	
Matrix:	Soil	Soil	Soil	Soil	
Dilution Factor:	1	1	1	1	MRL
8260B/5035 +OXY+TPHG (EPA 8260B/5035) (continued)					
Styrene	<0.0050	<0.0050	<0.0050	<0.0050	0.0050
1,1,1,2-Tetrachloroethane	<0.0050	<0.0050	<0.0050	<0.0050	0.0050
1,1,2,2-Tetrachloroethane	<0.0050	<0.0050	<0.0050	<0.0050	0.0050
Tetrachloroethylene (PCE)	<0.0050	<0.0050	<0.0050	<0.0050	0.0050
Toluene	**0.0022**	<0.0020	<0.0020	<0.0020	0.0020
1,2,4-Trichlorobenzene	<0.0050	<0.0050	<0.0050	<0.0050	0.0050
1,2,3-Trichlorobenzene	<0.0050	<0.0050	<0.0050	<0.0050	0.0050
1,1,2-Trichloroethane	<0.0050	<0.0050	<0.0050	<0.0050	0.0050
1,1,1-Trichloroethane	<0.0050	<0.0050	<0.0050	<0.0050	0.0050
Trichloroethylene (TCE)	<0.0050	<0.0050	<0.0050	<0.0050	0.0050
Trichlorofluoromethane (R11)	<0.0050	<0.0050	<0.0050	<0.0050	0.0050
1,2,3-Trichloropropane	<0.0050	<0.0050	<0.0050	<0.0050	0.0050
1,1,2-Trichloro-1,2,2-trifluoroethane (R113)	<0.0050	<0.0050	<0.0050	<0.0050	0.0050
1,3,5-Trimethylbenzene	<0.0050	<0.0050	<0.0050	<0.0050	0.0050
1,2,4-Trimethylbenzene	<0.0050	<0.0050	<0.0050	<0.0050	0.0050
Vinyl chloride	<0.0050	<0.0050	<0.0050	<0.0050	0.0050
o-Xylene	<0.0020	<0.0020	<0.0020	<0.0020	0.0020
m,p-Xylenes	<0.0020	<0.0020	<0.0020	<0.0020	0.0020
Surrogates					**%REC Limits**
4-Bromofluorobenzene	89%	92%	103%	92%	70-140
Dibromofluoromethane	127%	126%	113%	129%	70-140
Toluene-d8	95%	95%	101%	93%	70-140

Viorel Vasile
Operations Manager

LABORATORY ANALYSIS RESULTS

Client: The Source Group, Inc. (SH)
Project No: 04-NDLA-007
Project Name: DFSP Norwalk Soil Remediation
Method: VOCs, OXY & TPHG by GC/MS EPA 5035

AA Project No: A5331411
Date Received: 07/10/15
Date Reported: 07/17/15
Units: mg/kg

Date Sampled:	07/09/15	07/09/15	07/09/15	07/09/15	
Date Prepared:	07/10/15	07/10/15	07/10/15	07/10/15	
Date Analyzed:	07/10/15	07/10/15	07/10/15	07/10/15	
AA ID No:	5G10023-05	5G10023-06	5G10023-07	5G10023-08	
Client ID No:	EX-15-E3-1	EX-15-E3-4	EX-15-E4-1	EX-15-E4-4	
Matrix:	Soil	Soil	Soil	Soil	
Dilution Factor:	1	1	1	1	MRL
8260B/5035 +OXY+TPHG (EPA 8260B/5035)					
Acetone	<0.050	<0.050	<0.050	<0.050	0.050
tert-Amyl Methyl Ether (TAME)	<0.0050	<0.0050	<0.0050	<0.0050	0.0050
Benzene	<0.010	<0.010	<0.010	<0.010	0.010
Bromobenzene	<0.0050	<0.0050	<0.0050	<0.0050	0.0050
Bromochloromethane	<0.0050	<0.0050	<0.0050	<0.0050	0.0050
Bromodichloromethane	<0.0050	<0.0050	<0.0050	<0.0050	0.0050
Bromoform	<0.0050	<0.0050	<0.0050	<0.0050	0.0050
Bromomethane	<0.0050	<0.0050	<0.0050	<0.0050	0.0050
2-Butanone (MEK)	<0.050	<0.050	<0.050	<0.050	0.050
tert-Butyl alcohol (TBA)	<0.020	<0.020	<0.020	<0.020	0.020
sec-Butylbenzene	<0.0050	<0.0050	<0.0050	<0.0050	0.0050
tert-Butylbenzene	<0.0050	<0.0050	<0.0050	<0.0050	0.0050
n-Butylbenzene	<0.0050	<0.0050	<0.0050	<0.0050	0.0050
Carbon Disulfide	<0.0050	<0.0050	<0.0050	<0.0050	0.0050
Carbon Tetrachloride	<0.0050	<0.0050	<0.0050	<0.0050	0.0050
Chlorobenzene	<0.0050	<0.0050	<0.0050	<0.0050	0.0050
Chloroethane	<0.0050	<0.0050	<0.0050	<0.0050	0.0050
Chloroform	<0.0050	<0.0050	<0.0050	<0.0050	0.0050
Chloromethane	<0.0050	<0.0050	<0.0050	<0.0050	0.0050
2-Chlorotoluene	<0.0050	<0.0050	<0.0050	<0.0050	0.0050
4-Chlorotoluene	<0.0050	<0.0050	<0.0050	<0.0050	0.0050
1,2-Dibromo-3-chloropropane	<0.010	<0.010	<0.010	<0.010	0.010
Dibromochloromethane	<0.0050	<0.0050	<0.0050	<0.0050	0.0050
1,2-Dibromoethane (EDB)	<0.0050	<0.0050	<0.0050	<0.0050	0.0050
Dibromomethane	<0.0050	<0.0050	<0.0050	<0.0050	0.0050
1,4-Dichlorobenzene	<0.0050	<0.0050	<0.0050	<0.0050	0.0050
1,3-Dichlorobenzene	<0.0050	<0.0050	<0.0050	<0.0050	0.0050

Viorel Vasile
Operations Manager

LABORATORY ANALYSIS RESULTS

Client: The Source Group, Inc. (SH)
Project No: 04-NDLA-007
Project Name: DFSP Norwalk Soil Remediation
Method: VOCs, OXY & TPHG by GC/MS EPA 5035

AA Project No: A5331411
Date Received: 07/10/15
Date Reported: 07/17/15
Units: mg/kg

Date Sampled:	07/09/15	07/09/15	07/09/15	07/09/15	
Date Prepared:	07/10/15	07/10/15	07/10/15	07/10/15	
Date Analyzed:	07/10/15	07/10/15	07/10/15	07/10/15	
AA ID No:	5G10023-05	5G10023-06	5G10023-07	5G10023-08	
Client ID No:	EX-15-E3-1	EX-15-E3-4	EX-15-E4-1	EX-15-E4-4	
Matrix:	Soil	Soil	Soil	Soil	
Dilution Factor:	1	1	1	1	MRL
8260B/5035 +OXY+TPHG (EPA 8260B/5035) (continued)					
1,2-Dichlorobenzene	<0.0050	<0.0050	<0.0050	<0.0050	0.0050
Dichlorodifluoromethane (R12)	<0.0050	<0.0050	<0.0050	<0.0050	0.0050
1,1-Dichloroethane	<0.0050	<0.0050	<0.0050	<0.0050	0.0050
1,2-Dichloroethane (EDC)	<0.0050	<0.0050	<0.0050	<0.0050	0.0050
trans-1,2-Dichloroethylene	<0.0050	<0.0050	<0.0050	<0.0050	0.0050
cis-1,2-Dichloroethylene	<0.0050	<0.0050	<0.0050	<0.0050	0.0050
1,1-Dichloroethylene	<0.0050	<0.0050	<0.0050	<0.0050	0.0050
2,2-Dichloropropane	<0.0050	<0.0050	<0.0050	<0.0050	0.0050
1,3-Dichloropropane	<0.0050	<0.0050	<0.0050	<0.0050	0.0050
1,2-Dichloropropane	<0.0050	<0.0050	<0.0050	<0.0050	0.0050
trans-1,3-Dichloropropylene	<0.0050	<0.0050	<0.0050	<0.0050	0.0050
1,1-Dichloropropylene	<0.0050	<0.0050	<0.0050	<0.0050	0.0050
cis-1,3-Dichloropropylene	<0.0050	<0.0050	<0.0050	<0.0050	0.0050
Diisopropyl ether (DIPE)	<0.0050	<0.0050	<0.0050	<0.0050	0.0050
Ethylbenzene	<0.0020	<0.0020	<0.0020	<0.0020	0.0020
Ethyl-tert-Butyl Ether (ETBE)	<0.0050	<0.0050	<0.0050	<0.0050	0.0050
Gasoline Range Organics (GRO)	<0.50	<0.50	<0.50	<0.50	0.50
Hexachlorobutadiene	<0.010	<0.010	<0.010	<0.010	0.010
2-Hexanone (MBK)	<0.050	<0.050	<0.050	<0.050	0.050
Isopropylbenzene	<0.0050	<0.0050	<0.0050	<0.0050	0.0050
4-Isopropyltoluene	<0.0050	<0.0050	<0.0050	<0.0050	0.0050
Methyl-tert-Butyl Ether (MTBE)	<0.0050	<0.0050	<0.0050	<0.0050	0.0050
Methylene Chloride	<0.050	<0.050	<0.050	<0.050	0.050
4-Methyl-2-pentanone (MIBK)	<0.050	<0.050	<0.050	<0.050	0.050
Naphthalene	<0.010	<0.010	<0.010	<0.010	0.010
n-Propylbenzene	<0.0050	<0.0050	<0.0050	<0.0050	0.0050

Viorel Vasile
Operations Manager

LABORATORY ANALYSIS RESULTS

Client: The Source Group, Inc. (SH)
Project No: 04-NDLA-007
Project Name: DFSP Norwalk Soil Remediation
Method: VOCs, OXY & TPHG by GC/MS EPA 5035

AA Project No: A5331411
Date Received: 07/10/15
Date Reported: 07/17/15
Units: mg/kg

Date Sampled:	07/09/15	07/09/15	07/09/15	07/09/15	
Date Prepared:	07/10/15	07/10/15	07/10/15	07/10/15	
Date Analyzed:	07/10/15	07/10/15	07/10/15	07/10/15	
AA ID No:	5G10023-05	5G10023-06	5G10023-07	5G10023-08	
Client ID No:	EX-15-E3-1	EX-15-E3-4	EX-15-E4-1	EX-15-E4-4	
Matrix:	Soil	Soil	Soil	Soil	
Dilution Factor:	1	1	1	1	MRL
8260B/5035 +OXY+TPHG (EPA 8260B/5035) (continued)					
Styrene	<0.0050	<0.0050	<0.0050	<0.0050	0.0050
1,1,1,2-Tetrachloroethane	<0.0050	<0.0050	<0.0050	<0.0050	0.0050
1,1,2,2-Tetrachloroethane	<0.0050	<0.0050	<0.0050	<0.0050	0.0050
Tetrachloroethylene (PCE)	<0.0050	<0.0050	<0.0050	<0.0050	0.0050
Toluene	<0.0020	<0.0020	<0.0020	<0.0020	0.0020
1,2,4-Trichlorobenzene	<0.0050	<0.0050	<0.0050	<0.0050	0.0050
1,2,3-Trichlorobenzene	<0.0050	<0.0050	<0.0050	<0.0050	0.0050
1,1,2-Trichloroethane	<0.0050	<0.0050	<0.0050	<0.0050	0.0050
1,1,1-Trichloroethane	<0.0050	<0.0050	<0.0050	<0.0050	0.0050
Trichloroethylene (TCE)	<0.0050	<0.0050	<0.0050	<0.0050	0.0050
Trichlorofluoromethane (R11)	<0.0050	<0.0050	<0.0050	<0.0050	0.0050
1,2,3-Trichloropropane	<0.0050	<0.0050	<0.0050	<0.0050	0.0050
1,1,2-Trichloro-1,2,2-trifluoroethane (R113)	<0.0050	<0.0050	<0.0050	<0.0050	0.0050
1,3,5-Trimethylbenzene	<0.0050	<0.0050	<0.0050	<0.0050	0.0050
1,2,4-Trimethylbenzene	<0.0050	<0.0050	<0.0050	<0.0050	0.0050
Vinyl chloride	<0.0050	<0.0050	<0.0050	<0.0050	0.0050
o-Xylene	<0.0020	<0.0020	<0.0020	<0.0020	0.0020
m,p-Xylenes	<0.0020	<0.0020	<0.0020	<0.0020	0.0020
Surrogates					**%REC Limits**
4-Bromofluorobenzene	94%	94%	100%	95%	70-140
Dibromofluoromethane	128%	126%	126%	121%	70-140
Toluene-d8	96%	95%	98%	96%	70-140

Viorel Vasile
Operations Manager

LABORATORY ANALYSIS RESULTS

Client: The Source Group, Inc. (SH)
Project No: 04-NDLA-007
Project Name: DFSP Norwalk Soil Remediation
Method: VOCs, OXY & TPHG by GC/MS EPA 5035

AA Project No: A5331411
Date Received: 07/10/15
Date Reported: 07/17/15
Units: mg/kg

Date Sampled:	07/09/15	07/09/15	07/09/15	07/09/15	
Date Prepared:	07/10/15	07/10/15	07/10/15	07/10/15	
Date Analyzed:	07/10/15	07/10/15	07/10/15	07/10/15	
AA ID No:	5G10023-09	5G10023-10	5G10023-11	5G10023-12	
Client ID No:	EX-15-S1-1	EX-15-S1-4	EX-15-S2-1	EX-15-S2-4	
Matrix:	Soil	Soil	Soil	Soil	
Dilution Factor:	1	1	1	1	MRL
8260B/5035 +OXY+TPHG (EPA 8260B/5035)					
Acetone	<0.050	<0.050	<0.050	<0.050	0.050
tert-Amyl Methyl Ether (TAME)	<0.0050	<0.0050	<0.0050	<0.0050	0.0050
Benzene	<0.010	<0.010	<0.010	<0.010	0.010
Bromobenzene	<0.0050	<0.0050	<0.0050	<0.0050	0.0050
Bromochloromethane	<0.0050	<0.0050	<0.0050	<0.0050	0.0050
Bromodichloromethane	<0.0050	<0.0050	<0.0050	<0.0050	0.0050
Bromoform	<0.0050	<0.0050	<0.0050	<0.0050	0.0050
Bromomethane	<0.0050	<0.0050	<0.0050	<0.0050	0.0050
2-Butanone (MEK)	<0.050	<0.050	<0.050	<0.050	0.050
tert-Butyl alcohol (TBA)	<0.020	<0.020	<0.020	<0.020	0.020
sec-Butylbenzene	<0.0050	<0.0050	<0.0050	<0.0050	0.0050
tert-Butylbenzene	<0.0050	<0.0050	<0.0050	<0.0050	0.0050
n-Butylbenzene	<0.0050	<0.0050	<0.0050	<0.0050	0.0050
Carbon Disulfide	<0.0050	<0.0050	<0.0050	<0.0050	0.0050
Carbon Tetrachloride	<0.0050	<0.0050	<0.0050	<0.0050	0.0050
Chlorobenzene	<0.0050	<0.0050	<0.0050	<0.0050	0.0050
Chloroethane	<0.0050	<0.0050	<0.0050	<0.0050	0.0050
Chloroform	<0.0050	<0.0050	<0.0050	<0.0050	0.0050
Chloromethane	<0.0050	<0.0050	<0.0050	<0.0050	0.0050
2-Chlorotoluene	<0.0050	<0.0050	<0.0050	<0.0050	0.0050
4-Chlorotoluene	<0.0050	<0.0050	<0.0050	<0.0050	0.0050
1,2-Dibromo-3-chloropropane	<0.010	<0.010	<0.010	<0.010	0.010
Dibromochloromethane	<0.0050	<0.0050	<0.0050	<0.0050	0.0050
1,2-Dibromoethane (EDB)	<0.0050	<0.0050	<0.0050	<0.0050	0.0050
Dibromomethane	<0.0050	<0.0050	<0.0050	<0.0050	0.0050
1,4-Dichlorobenzene	<0.0050	<0.0050	<0.0050	<0.0050	0.0050
1,3-Dichlorobenzene	<0.0050	<0.0050	<0.0050	<0.0050	0.0050

Viorel Vasile
Operations Manager

LABORATORY ANALYSIS RESULTS

Client: The Source Group, Inc. (SH)
Project No: 04-NDLA-007
Project Name: DFSP Norwalk Soil Remediation
Method: VOCs, OXY & TPHG by GC/MS EPA 5035

AA Project No: A5331411
Date Received: 07/10/15
Date Reported: 07/17/15
Units: mg/kg

Date Sampled:	07/09/15	07/09/15	07/09/15	07/09/15	
Date Prepared:	07/10/15	07/10/15	07/10/15	07/10/15	
Date Analyzed:	07/10/15	07/10/15	07/10/15	07/10/15	
AA ID No:	5G10023-09	5G10023-10	5G10023-11	5G10023-12	
Client ID No:	EX-15-S1-1	EX-15-S1-4	EX-15-S2-1	EX-15-S2-4	
Matrix:	Soil	Soil	Soil	Soil	
Dilution Factor:	1	1	1	1	MRL
8260B/5035 +OXY+TPHG (EPA 8260B/5035) (continued)					
1,2-Dichlorobenzene	<0.0050	<0.0050	<0.0050	<0.0050	0.0050
Dichlorodifluoromethane (R12)	<0.0050	<0.0050	<0.0050	<0.0050	0.0050
1,1-Dichloroethane	<0.0050	<0.0050	<0.0050	<0.0050	0.0050
1,2-Dichloroethane (EDC)	<0.0050	<0.0050	<0.0050	<0.0050	0.0050
trans-1,2-Dichloroethylene	<0.0050	<0.0050	<0.0050	<0.0050	0.0050
cis-1,2-Dichloroethylene	<0.0050	<0.0050	<0.0050	<0.0050	0.0050
1,1-Dichloroethylene	<0.0050	<0.0050	<0.0050	<0.0050	0.0050
2,2-Dichloropropane	<0.0050	<0.0050	<0.0050	<0.0050	0.0050
1,3-Dichloropropane	<0.0050	<0.0050	<0.0050	<0.0050	0.0050
1,2-Dichloropropane	<0.0050	<0.0050	<0.0050	<0.0050	0.0050
trans-1,3-Dichloropropylene	<0.0050	<0.0050	<0.0050	<0.0050	0.0050
1,1-Dichloropropylene	<0.0050	<0.0050	<0.0050	<0.0050	0.0050
cis-1,3-Dichloropropylene	<0.0050	<0.0050	<0.0050	<0.0050	0.0050
Diisopropyl ether (DIPE)	<0.0050	<0.0050	<0.0050	<0.0050	0.0050
Ethylbenzene	<0.0020	<0.0020	<0.0020	<0.0020	0.0020
Ethyl-tert-Butyl Ether (ETBE)	<0.0050	<0.0050	<0.0050	<0.0050	0.0050
Gasoline Range Organics (GRO)	<0.50	<0.50	<0.50	<0.50	0.50
Hexachlorobutadiene	<0.010	<0.010	<0.010	<0.010	0.010
2-Hexanone (MBK)	<0.050	<0.050	<0.050	<0.050	0.050
Isopropylbenzene	<0.0050	<0.0050	<0.0050	<0.0050	0.0050
4-Isopropyltoluene	<0.0050	<0.0050	<0.0050	<0.0050	0.0050
Methyl-tert-Butyl Ether (MTBE)	<0.0050	<0.0050	<0.0050	<0.0050	0.0050
Methylene Chloride	<0.050	<0.050	<0.050	<0.050	0.050
4-Methyl-2-pentanone (MIBK)	<0.050	<0.050	<0.050	<0.050	0.050
Naphthalene	<0.010	<0.010	<0.010	<0.010	0.010
n-Propylbenzene	<0.0050	<0.0050	<0.0050	<0.0050	0.0050

Viorel Vasile
Operations Manager

LABORATORY ANALYSIS RESULTS

Client: The Source Group, Inc. (SH)
Project No: 04-NDLA-007
Project Name: DFSP Norwalk Soil Remediation
Method: VOCs, OXY & TPHG by GC/MS EPA 5035

AA Project No: A5331411
Date Received: 07/10/15
Date Reported: 07/17/15
Units: mg/kg

Date Sampled:	07/09/15	07/09/15	07/09/15	07/09/15	
Date Prepared:	07/10/15	07/10/15	07/10/15	07/10/15	
Date Analyzed:	07/10/15	07/10/15	07/10/15	07/10/15	
AA ID No:	5G10023-09	5G10023-10	5G10023-11	5G10023-12	
Client ID No:	EX-15-S1-1	EX-15-S1-4	EX-15-S2-1	EX-15-S2-4	
Matrix:	Soil	Soil	Soil	Soil	
Dilution Factor:	1	1	1	1	MRL
8260B/5035 +OXY+TPHG (EPA 8260B/5035) (continued)					
Styrene	<0.0050	<0.0050	<0.0050	<0.0050	0.0050
1,1,1,2-Tetrachloroethane	<0.0050	<0.0050	<0.0050	<0.0050	0.0050
1,1,2,2-Tetrachloroethane	<0.0050	<0.0050	<0.0050	<0.0050	0.0050
Tetrachloroethylene (PCE)	<0.0050	<0.0050	<0.0050	<0.0050	0.0050
Toluene	<0.0020	<0.0020	**0.0022**	<0.0020	0.0020
1,2,4-Trichlorobenzene	<0.0050	<0.0050	<0.0050	<0.0050	0.0050
1,2,3-Trichlorobenzene	<0.0050	<0.0050	<0.0050	<0.0050	0.0050
1,1,2-Trichloroethane	<0.0050	<0.0050	<0.0050	<0.0050	0.0050
1,1,1-Trichloroethane	<0.0050	<0.0050	<0.0050	<0.0050	0.0050
Trichloroethylene (TCE)	<0.0050	<0.0050	<0.0050	<0.0050	0.0050
Trichlorofluoromethane (R11)	<0.0050	<0.0050	<0.0050	<0.0050	0.0050
1,2,3-Trichloropropane	<0.0050	<0.0050	<0.0050	<0.0050	0.0050
1,1,2-Trichloro-1,2,2-trifluoroethane (R113)	<0.0050	<0.0050	<0.0050	<0.0050	0.0050
1,3,5-Trimethylbenzene	<0.0050	<0.0050	<0.0050	<0.0050	0.0050
1,2,4-Trimethylbenzene	<0.0050	<0.0050	<0.0050	<0.0050	0.0050
Vinyl chloride	<0.0050	<0.0050	<0.0050	<0.0050	0.0050
o-Xylene	<0.0020	<0.0020	<0.0020	<0.0020	0.0020
m,p-Xylenes	<0.0020	<0.0020	<0.0020	<0.0020	0.0020
Surrogates					**%REC Limits**
4-Bromofluorobenzene	93%	100%	103%	100%	70-140
Dibromofluoromethane	132%	121%	124%	133%	70-140
Toluene-d8	96%	96%	100%	102%	70-140

Viorel Vasile
Operations Manager

LABORATORY ANALYSIS RESULTS

Client: The Source Group, Inc. (SH)
Project No: 04-NDLA-007
Project Name: DFSP Norwalk Soil Remediation
Method: VOCs, OXY & TPHG by GC/MS EPA 5035

AA Project No: A5331411
Date Received: 07/10/15
Date Reported: 07/17/15
Units: mg/kg

Date Sampled:	07/09/15	07/09/15	07/09/15	07/09/15	
Date Prepared:	07/10/15	07/10/15	07/10/15	07/10/15	
Date Analyzed:	07/10/15	07/10/15	07/11/15	07/11/15	
AA ID No:	5G10023-13	5G10023-14	5G10023-15	5G10023-16	
Client ID No:	EX-15-S3-1	EX-15-S3-4	EX-15-W1-1	EX-15-W1-4	
Matrix:	Soil	Soil	Soil	Soil	
Dilution Factor:	1	1	1	1	MRL
8260B/5035 +OXY+TPHG (EPA 8260B/5035)					
Acetone	**0.059**	<0.050	**0.061**	<0.050	0.050
tert-Amyl Methyl Ether (TAME)	<0.0050	<0.0050	<0.0050	<0.0050	0.0050
Benzene	**0.023**	<0.010	**0.011**	<0.010	0.010
Bromobenzene	<0.0050	<0.0050	<0.0050	<0.0050	0.0050
Bromochloromethane	<0.0050	<0.0050	<0.0050	<0.0050	0.0050
Bromodichloromethane	<0.0050	<0.0050	<0.0050	<0.0050	0.0050
Bromoform	<0.0050	<0.0050	<0.0050	<0.0050	0.0050
Bromomethane	<0.0050	<0.0050	<0.0050	<0.0050	0.0050
2-Butanone (MEK)	<0.050	<0.050	<0.050	<0.050	0.050
tert-Butyl alcohol (TBA)	<0.020	<0.020	<0.020	<0.020	0.020
sec-Butylbenzene	<0.0050	<0.0050	<0.0050	<0.0050	0.0050
tert-Butylbenzene	<0.0050	<0.0050	<0.0050	<0.0050	0.0050
n-Butylbenzene	<0.0050	<0.0050	<0.0050	<0.0050	0.0050
Carbon Disulfide	<0.0050	<0.0050	<0.0050	<0.0050	0.0050
Carbon Tetrachloride	<0.0050	<0.0050	<0.0050	<0.0050	0.0050
Chlorobenzene	<0.0050	<0.0050	<0.0050	<0.0050	0.0050
Chloroethane	<0.0050	<0.0050	<0.0050	<0.0050	0.0050
Chloroform	<0.0050	<0.0050	<0.0050	<0.0050	0.0050
Chloromethane	<0.0050	<0.0050	<0.0050	<0.0050	0.0050
2-Chlorotoluene	<0.0050	<0.0050	<0.0050	<0.0050	0.0050
4-Chlorotoluene	<0.0050	<0.0050	<0.0050	<0.0050	0.0050
1,2-Dibromo-3-chloropropane	<0.010	<0.010	<0.010	<0.010	0.010
Dibromochloromethane	<0.0050	<0.0050	<0.0050	<0.0050	0.0050
1,2-Dibromoethane (EDB)	<0.0050	<0.0050	<0.0050	<0.0050	0.0050
Dibromomethane	<0.0050	<0.0050	<0.0050	<0.0050	0.0050
1,4-Dichlorobenzene	<0.0050	<0.0050	<0.0050	<0.0050	0.0050
1,3-Dichlorobenzene	<0.0050	<0.0050	<0.0050	<0.0050	0.0050

Viorel Vasile
Operations Manager

LABORATORY ANALYSIS RESULTS

Client: The Source Group, Inc. (SH)
Project No: 04-NDLA-007
Project Name: DFSP Norwalk Soil Remediation
Method: VOCs, OXY & TPHG by GC/MS EPA 5035

AA Project No: A5331411
Date Received: 07/10/15
Date Reported: 07/17/15
Units: mg/kg

Date Sampled:	07/09/15	07/09/15	07/09/15	07/09/15	
Date Prepared:	07/10/15	07/10/15	07/10/15	07/10/15	
Date Analyzed:	07/10/15	07/10/15	07/11/15	07/11/15	
AA ID No:	5G10023-13	5G10023-14	5G10023-15	5G10023-16	
Client ID No:	EX-15-S3-1	EX-15-S3-4	EX-15-W1-1	EX-15-W1-4	
Matrix:	Soil	Soil	Soil	Soil	
Dilution Factor:	1	1	1	1	MRL
8260B/5035 +OXY+TPHG (EPA 8260B/5035) (continued)					
1,2-Dichlorobenzene	<0.0050	<0.0050	<0.0050	<0.0050	0.0050
Dichlorodifluoromethane (R12)	<0.0050	<0.0050	<0.0050	<0.0050	0.0050
1,1-Dichloroethane	<0.0050	<0.0050	<0.0050	<0.0050	0.0050
1,2-Dichloroethane (EDC)	<0.0050	<0.0050	<0.0050	<0.0050	0.0050
trans-1,2-Dichloroethylene	<0.0050	<0.0050	<0.0050	<0.0050	0.0050
cis-1,2-Dichloroethylene	<0.0050	<0.0050	<0.0050	<0.0050	0.0050
1,1-Dichloroethylene	<0.0050	<0.0050	<0.0050	<0.0050	0.0050
2,2-Dichloropropane	<0.0050	<0.0050	<0.0050	<0.0050	0.0050
1,3-Dichloropropane	<0.0050	<0.0050	<0.0050	<0.0050	0.0050
1,2-Dichloropropane	<0.0050	<0.0050	<0.0050	<0.0050	0.0050
trans-1,3-Dichloropropylene	<0.0050	<0.0050	<0.0050	<0.0050	0.0050
1,1-Dichloropropylene	<0.0050	<0.0050	<0.0050	<0.0050	0.0050
cis-1,3-Dichloropropylene	<0.0050	<0.0050	<0.0050	<0.0050	0.0050
Diisopropyl ether (DIPE)	<0.0050	<0.0050	<0.0050	<0.0050	0.0050
Ethylbenzene	<0.0020	<0.0020	<0.0020	<0.0020	0.0020
Ethyl-tert-Butyl Ether (ETBE)	<0.0050	<0.0050	<0.0050	<0.0050	0.0050
Gasoline Range Organics (GRO)	<0.50	<0.50	<0.50	<0.50	0.50
Hexachlorobutadiene	<0.010	<0.010	<0.010	<0.010	0.010
2-Hexanone (MBK)	<0.050	<0.050	<0.050	<0.050	0.050
Isopropylbenzene	<0.0050	<0.0050	<0.0050	<0.0050	0.0050
4-Isopropyltoluene	<0.0050	<0.0050	<0.0050	<0.0050	0.0050
Methyl-tert-Butyl Ether (MTBE)	<0.0050	<0.0050	<0.0050	<0.0050	0.0050
Methylene Chloride	<0.050	<0.050	<0.050	<0.050	0.050
4-Methyl-2-pentanone (MIBK)	<0.050	<0.050	<0.050	<0.050	0.050
Naphthalene	<0.010	<0.010	<0.010	<0.010	0.010
n-Propylbenzene	<0.0050	<0.0050	<0.0050	<0.0050	0.0050

Viorel Vasile
Operations Manager

LABORATORY ANALYSIS RESULTS

Client: The Source Group, Inc. (SH)
Project No: 04-NDLA-007
Project Name: DFSP Norwalk Soil Remediation
Method: VOCs, OXY & TPHG by GC/MS EPA 5035

AA Project No: A5331411
Date Received: 07/10/15
Date Reported: 07/17/15
Units: mg/kg

Date Sampled:	07/09/15	07/09/15	07/09/15	07/09/15	
Date Prepared:	07/10/15	07/10/15	07/10/15	07/10/15	
Date Analyzed:	07/10/15	07/10/15	07/11/15	07/11/15	
AA ID No:	5G10023-13	5G10023-14	5G10023-15	5G10023-16	
Client ID No:	EX-15-S3-1	EX-15-S3-4	EX-15-W1-1	EX-15-W1-4	
Matrix:	Soil	Soil	Soil	Soil	
Dilution Factor:	1	1	1	1	MRL
8260B/5035 +OXY+TPHG (EPA 8260B/5035) (continued)					
Styrene	<0.0050	<0.0050	<0.0050	<0.0050	0.0050
1,1,1,2-Tetrachloroethane	<0.0050	<0.0050	<0.0050	<0.0050	0.0050
1,1,2,2-Tetrachloroethane	<0.0050	<0.0050	<0.0050	<0.0050	0.0050
Tetrachloroethylene (PCE)	<0.0050	<0.0050	<0.0050	<0.0050	0.0050
Toluene	**0.0047**	<0.0020	**0.0034**	<0.0020	0.0020
1,2,4-Trichlorobenzene	<0.0050	<0.0050	<0.0050	<0.0050	0.0050
1,2,3-Trichlorobenzene	<0.0050	<0.0050	<0.0050	<0.0050	0.0050
1,1,2-Trichloroethane	<0.0050	<0.0050	<0.0050	<0.0050	0.0050
1,1,1-Trichloroethane	<0.0050	<0.0050	<0.0050	<0.0050	0.0050
Trichloroethylene (TCE)	<0.0050	<0.0050	<0.0050	<0.0050	0.0050
Trichlorofluoromethane (R11)	<0.0050	<0.0050	<0.0050	<0.0050	0.0050
1,2,3-Trichloropropane	<0.0050	<0.0050	<0.0050	<0.0050	0.0050
1,1,2-Trichloro-1,2,2-trifluoroethane (R113)	<0.0050	<0.0050	<0.0050	<0.0050	0.0050
1,3,5-Trimethylbenzene	<0.0050	<0.0050	<0.0050	<0.0050	0.0050
1,2,4-Trimethylbenzene	<0.0050	<0.0050	<0.0050	<0.0050	0.0050
Vinyl chloride	<0.0050	<0.0050	<0.0050	<0.0050	0.0050
o-Xylene	<0.0020	<0.0020	<0.0020	<0.0020	0.0020
m,p-Xylenes	<0.0020	<0.0020	<0.0020	<0.0020	0.0020
Surrogates					**%REC Limits**
4-Bromofluorobenzene	108%	102%	101%	108%	70-140
Dibromofluoromethane	126%	135%	141% [3]	136%	70-140
Toluene-d8	102%	101%	103%	105%	70-140

Viorel Vasile
Operations Manager

LABORATORY ANALYSIS RESULTS

Client: The Source Group, Inc. (SH)
Project No: 04-NDLA-007
Project Name: DFSP Norwalk Soil Remediation
Method: VOCs, OXY & TPHG by GC/MS EPA 5035

AA Project No: A5331411
Date Received: 07/10/15
Date Reported: 07/17/15
Units: mg/kg

Date Sampled:	07/09/15	07/09/15	07/09/15	07/09/15	
Date Prepared:	07/13/15	07/10/15	07/13/15	07/10/15	
Date Analyzed:	07/13/15	07/11/15	07/13/15	07/11/15	
AA ID No:	5G10023-17	5G10023-18	5G10023-19	5G10023-20	
Client ID No:	EX-15-W2-1	EX-15-W2-4	EX-15-W3-1	EX-15-W3-4	
Matrix:	Soil	Soil	Soil	Soil	
Dilution Factor:	1	1	1	1	MRL
8260B/5035 +OXY+TPHG (EPA 8260B/5035)					
Acetone	**0.074**	**0.062**	**0.12**	<0.050	0.050
tert-Amyl Methyl Ether (TAME)	<0.0050	<0.0050	<0.0050	<0.0050	0.0050
Benzene	<0.010	<0.010	<0.010	<0.010	0.010
Bromobenzene	<0.0050	<0.0050	<0.0050	<0.0050	0.0050
Bromochloromethane	<0.0050	<0.0050	<0.0050	<0.0050	0.0050
Bromodichloromethane	<0.0050	<0.0050	<0.0050	<0.0050	0.0050
Bromoform	<0.0050	<0.0050	<0.0050	<0.0050	0.0050
Bromomethane	<0.0050	<0.0050	<0.0050	<0.0050	0.0050
2-Butanone (MEK)	<0.050	<0.050	<0.050	<0.050	0.050
tert-Butyl alcohol (TBA)	<0.020	<0.020	<0.020	<0.020	0.020
sec-Butylbenzene	<0.0050	<0.0050	<0.0050	<0.0050	0.0050
tert-Butylbenzene	<0.0050	<0.0050	<0.0050	<0.0050	0.0050
n-Butylbenzene	<0.0050	<0.0050	<0.0050	<0.0050	0.0050
Carbon Disulfide	<0.0050	<0.0050	<0.0050	<0.0050	0.0050
Carbon Tetrachloride	<0.0050	<0.0050	<0.0050	<0.0050	0.0050
Chlorobenzene	<0.0050	<0.0050	<0.0050	<0.0050	0.0050
Chloroethane	<0.0050	<0.0050	<0.0050	<0.0050	0.0050
Chloroform	<0.0050	<0.0050	<0.0050	<0.0050	0.0050
Chloromethane	<0.0050	<0.0050	<0.0050	<0.0050	0.0050
2-Chlorotoluene	<0.0050	<0.0050	<0.0050	<0.0050	0.0050
4-Chlorotoluene	<0.0050	<0.0050	<0.0050	<0.0050	0.0050
1,2-Dibromo-3-chloropropane	<0.010	<0.010	<0.010	<0.010	0.010
Dibromochloromethane	<0.0050	<0.0050	<0.0050	<0.0050	0.0050
1,2-Dibromoethane (EDB)	<0.0050	<0.0050	<0.0050	<0.0050	0.0050
Dibromomethane	<0.0050	<0.0050	<0.0050	<0.0050	0.0050
1,4-Dichlorobenzene	<0.0050	<0.0050	<0.0050	<0.0050	0.0050
1,3-Dichlorobenzene	<0.0050	<0.0050	<0.0050	<0.0050	0.0050

Viorel Vasile
Operations Manager

LABORATORY ANALYSIS RESULTS

Client: The Source Group, Inc. (SH)
Project No: 04-NDLA-007
Project Name: DFSP Norwalk Soil Remediation
Method: VOCs, OXY & TPHG by GC/MS EPA 5035

AA Project No: A5331411
Date Received: 07/10/15
Date Reported: 07/17/15
Units: mg/kg

Date Sampled:	07/09/15	07/09/15	07/09/15	07/09/15	
Date Prepared:	07/13/15	07/10/15	07/13/15	07/10/15	
Date Analyzed:	07/13/15	07/11/15	07/13/15	07/11/15	
AA ID No:	5G10023-17	5G10023-18	5G10023-19	5G10023-20	
Client ID No:	EX-15-W2-1	EX-15-W2-4	EX-15-W3-1	EX-15-W3-4	
Matrix:	Soil	Soil	Soil	Soil	
Dilution Factor:	1	1	1	1	MRL
8260B/5035 +OXY+TPHG (EPA 8260B/5035) (continued)					
1,2-Dichlorobenzene	<0.0050	<0.0050	<0.0050	<0.0050	0.0050
Dichlorodifluoromethane (R12)	<0.0050	<0.0050	<0.0050	<0.0050	0.0050
1,1-Dichloroethane	<0.0050	<0.0050	<0.0050	<0.0050	0.0050
1,2-Dichloroethane (EDC)	<0.0050	<0.0050	<0.0050	<0.0050	0.0050
trans-1,2-Dichloroethylene	<0.0050	<0.0050	<0.0050	<0.0050	0.0050
cis-1,2-Dichloroethylene	<0.0050	<0.0050	<0.0050	<0.0050	0.0050
1,1-Dichloroethylene	<0.0050	<0.0050	<0.0050	<0.0050	0.0050
2,2-Dichloropropane	<0.0050	<0.0050	<0.0050	<0.0050	0.0050
1,3-Dichloropropane	<0.0050	<0.0050	<0.0050	<0.0050	0.0050
1,2-Dichloropropane	<0.0050	<0.0050	<0.0050	<0.0050	0.0050
trans-1,3-Dichloropropylene	<0.0050	<0.0050	<0.0050	<0.0050	0.0050
1,1-Dichloropropylene	<0.0050	<0.0050	<0.0050	<0.0050	0.0050
cis-1,3-Dichloropropylene	<0.0050	<0.0050	<0.0050	<0.0050	0.0050
Diisopropyl ether (DIPE)	<0.0050	<0.0050	<0.0050	<0.0050	0.0050
Ethylbenzene	<0.0020	<0.0020	<0.0020	<0.0020	0.0020
Ethyl-tert-Butyl Ether (ETBE)	<0.0050	<0.0050	<0.0050	<0.0050	0.0050
Gasoline Range Organics (GRO)	<0.50	<0.50	<0.50	<0.50	0.50
Hexachlorobutadiene	<0.010	<0.010	<0.010	<0.010	0.010
2-Hexanone (MBK)	<0.050	<0.050	<0.050	<0.050	0.050
Isopropylbenzene	<0.0050	<0.0050	<0.0050	<0.0050	0.0050
4-Isopropyltoluene	<0.0050	<0.0050	<0.0050	<0.0050	0.0050
Methyl-tert-Butyl Ether (MTBE)	<0.0050	<0.0050	<0.0050	<0.0050	0.0050
Methylene Chloride	<0.050	<0.050	<0.050	<0.050	0.050
4-Methyl-2-pentanone (MIBK)	<0.050	<0.050	<0.050	<0.050	0.050
Naphthalene	<0.010	<0.010	<0.010	<0.010	0.010
n-Propylbenzene	<0.0050	<0.0050	<0.0050	<0.0050	0.0050

Viorel Vasile
Operations Manager

LABORATORY ANALYSIS RESULTS

Client: The Source Group, Inc. (SH)
Project No: 04-NDLA-007
Project Name: DFSP Norwalk Soil Remediation
Method: VOCs, OXY & TPHG by GC/MS EPA 5035

AA Project No: A5331411
Date Received: 07/10/15
Date Reported: 07/17/15
Units: mg/kg

Date Sampled:	07/09/15	07/09/15	07/09/15	07/09/15	
Date Prepared:	07/13/15	07/10/15	07/13/15	07/10/15	
Date Analyzed:	07/13/15	07/11/15	07/13/15	07/11/15	
AA ID No:	5G10023-17	5G10023-18	5G10023-19	5G10023-20	
Client ID No:	EX-15-W2-1	EX-15-W2-4	EX-15-W3-1	EX-15-W3-4	
Matrix:	Soil	Soil	Soil	Soil	
Dilution Factor:	1	1	1	1	MRL
8260B/5035 +OXY+TPHG (EPA 8260B/5035) (continued)					
Styrene	<0.0050	<0.0050	<0.0050	<0.0050	0.0050
1,1,1,2-Tetrachloroethane	<0.0050	<0.0050	<0.0050	<0.0050	0.0050
1,1,2,2-Tetrachloroethane	<0.0050	<0.0050	<0.0050	<0.0050	0.0050
Tetrachloroethylene (PCE)	<0.0050	<0.0050	<0.0050	<0.0050	0.0050
Toluene	**0.0027**	<0.0020	**0.0029**	<0.0020	0.0020
1,2,4-Trichlorobenzene	<0.0050	<0.0050	<0.0050	<0.0050	0.0050
1,2,3-Trichlorobenzene	<0.0050	<0.0050	<0.0050	<0.0050	0.0050
1,1,2-Trichloroethane	<0.0050	<0.0050	<0.0050	<0.0050	0.0050
1,1,1-Trichloroethane	<0.0050	<0.0050	<0.0050	<0.0050	0.0050
Trichloroethylene (TCE)	<0.0050	<0.0050	<0.0050	<0.0050	0.0050
Trichlorofluoromethane (R11)	<0.0050	<0.0050	<0.0050	<0.0050	0.0050
1,2,3-Trichloropropane	<0.0050	<0.0050	<0.0050	<0.0050	0.0050
1,1,2-Trichloro-1,2,2-trifluoroethane (R113)	<0.0050	<0.0050	<0.0050	<0.0050	0.0050
1,3,5-Trimethylbenzene	<0.0050	<0.0050	<0.0050	<0.0050	0.0050
1,2,4-Trimethylbenzene	<0.0050	<0.0050	<0.0050	<0.0050	0.0050
Vinyl chloride	<0.0050	<0.0050	<0.0050	<0.0050	0.0050
o-Xylene	<0.0020	<0.0020	<0.0020	<0.0020	0.0020
m,p-Xylenes	<0.0020	<0.0020	<0.0020	<0.0020	0.0020
Surrogates					**%REC Limits**
4-Bromofluorobenzene	112%	115%	111%	102%	70-140
Dibromofluoromethane	112%	138%	112%	124%	70-140
Toluene-d8	105%	110%	105%	98%	70-140

Viorel Vasile
Operations Manager

LABORATORY ANALYSIS RESULTS

Client: The Source Group, Inc. (SH)
Project No: 04-NDLA-007
Project Name: DFSP Norwalk Soil Remediation
Method: VOCs, OXY & TPHG by GC/MS EPA 5035

AA Project No: A5331411
Date Received: 07/10/15
Date Reported: 07/17/15
Units: mg/kg

Date Sampled:	07/09/15	07/09/15	07/09/15	07/09/15	
Date Prepared:	07/10/15	07/10/15	07/10/15	07/10/15	
Date Analyzed:	07/10/15	07/10/15	07/10/15	07/10/15	
AA ID No:	5G10023-21	5G10023-22	5G10023-23	5G10023-24	
Client ID No:	EX-15-W4-3	EX-15-W4-6	EX-15-W4-9	EX-15-N1-3	
Matrix:	Soil	Soil	Soil	Soil	
Dilution Factor:	1	1	1	1	MRL
8260B/5035 +OXY+TPHG (EPA 8260B/5035)					
Acetone	**0.056**	<0.050	<0.050	<0.050	0.050
tert-Amyl Methyl Ether (TAME)	<0.0050	<0.0050	<0.0050	<0.0050	0.0050
Benzene	<0.010	<0.010	<0.010	<0.010	0.010
Bromobenzene	<0.0050	<0.0050	<0.0050	<0.0050	0.0050
Bromochloromethane	<0.0050	<0.0050	<0.0050	<0.0050	0.0050
Bromodichloromethane	<0.0050	<0.0050	<0.0050	<0.0050	0.0050
Bromoform	<0.0050	<0.0050	<0.0050	<0.0050	0.0050
Bromomethane	<0.0050	<0.0050	<0.0050	<0.0050	0.0050
2-Butanone (MEK)	<0.050	<0.050	<0.050	<0.050	0.050
tert-Butyl alcohol (TBA)	<0.020	<0.020	<0.020	<0.020	0.020
sec-Butylbenzene	<0.0050	<0.0050	<0.0050	<0.0050	0.0050
tert-Butylbenzene	<0.0050	<0.0050	<0.0050	<0.0050	0.0050
n-Butylbenzene	<0.0050	<0.0050	<0.0050	<0.0050	0.0050
Carbon Disulfide	<0.0050	<0.0050	<0.0050	<0.0050	0.0050
Carbon Tetrachloride	<0.0050	<0.0050	<0.0050	<0.0050	0.0050
Chlorobenzene	<0.0050	<0.0050	<0.0050	<0.0050	0.0050
Chloroethane	<0.0050	<0.0050	<0.0050	<0.0050	0.0050
Chloroform	<0.0050	<0.0050	<0.0050	<0.0050	0.0050
Chloromethane	<0.0050	<0.0050	<0.0050	<0.0050	0.0050
2-Chlorotoluene	<0.0050	<0.0050	<0.0050	<0.0050	0.0050
4-Chlorotoluene	<0.0050	<0.0050	<0.0050	<0.0050	0.0050
1,2-Dibromo-3-chloropropane	<0.010	<0.010	<0.010	<0.010	0.010
Dibromochloromethane	<0.0050	<0.0050	<0.0050	<0.0050	0.0050
1,2-Dibromoethane (EDB)	<0.0050	<0.0050	<0.0050	<0.0050	0.0050
Dibromomethane	<0.0050	<0.0050	<0.0050	<0.0050	0.0050
1,4-Dichlorobenzene	<0.0050	<0.0050	<0.0050	<0.0050	0.0050
1,3-Dichlorobenzene	<0.0050	<0.0050	<0.0050	<0.0050	0.0050

Viorel Vasile
Operations Manager

LABORATORY ANALYSIS RESULTS

Client: The Source Group, Inc. (SH)
Project No: 04-NDLA-007
Project Name: DFSP Norwalk Soil Remediation
Method: VOCs, OXY & TPHG by GC/MS EPA 5035

AA Project No: A5331411
Date Received: 07/10/15
Date Reported: 07/17/15
Units: mg/kg

Date Sampled:	07/09/15	07/09/15	07/09/15	07/09/15	
Date Prepared:	07/10/15	07/10/15	07/10/15	07/10/15	
Date Analyzed:	07/10/15	07/10/15	07/10/15	07/10/15	
AA ID No:	5G10023-21	5G10023-22	5G10023-23	5G10023-24	
Client ID No:	EX-15-W4-3	EX-15-W4-6	EX-15-W4-9	EX-15-N1-3	
Matrix:	Soil	Soil	Soil	Soil	
Dilution Factor:	1	1	1	1	MRL
8260B/5035 +OXY+TPHG (EPA 8260B/5035) (continued)					
1,2-Dichlorobenzene	<0.0050	<0.0050	<0.0050	<0.0050	0.0050
Dichlorodifluoromethane (R12)	<0.0050	<0.0050	<0.0050	<0.0050	0.0050
1,1-Dichloroethane	<0.0050	<0.0050	<0.0050	<0.0050	0.0050
1,2-Dichloroethane (EDC)	<0.0050	<0.0050	<0.0050	<0.0050	0.0050
trans-1,2-Dichloroethylene	<0.0050	<0.0050	<0.0050	<0.0050	0.0050
cis-1,2-Dichloroethylene	<0.0050	<0.0050	<0.0050	<0.0050	0.0050
1,1-Dichloroethylene	<0.0050	<0.0050	<0.0050	<0.0050	0.0050
2,2-Dichloropropane	<0.0050	<0.0050	<0.0050	<0.0050	0.0050
1,3-Dichloropropane	<0.0050	<0.0050	<0.0050	<0.0050	0.0050
1,2-Dichloropropane	<0.0050	<0.0050	<0.0050	<0.0050	0.0050
trans-1,3-Dichloropropylene	<0.0050	<0.0050	<0.0050	<0.0050	0.0050
1,1-Dichloropropylene	<0.0050	<0.0050	<0.0050	<0.0050	0.0050
cis-1,3-Dichloropropylene	<0.0050	<0.0050	<0.0050	<0.0050	0.0050
Diisopropyl ether (DIPE)	<0.0050	<0.0050	<0.0050	<0.0050	0.0050
Ethylbenzene	<0.0020	<0.0020	<0.0020	<0.0020	0.0020
Ethyl-tert-Butyl Ether (ETBE)	<0.0050	<0.0050	<0.0050	<0.0050	0.0050
Gasoline Range Organics (GRO)	<0.50	<0.50	<0.50	<0.50	0.50
Hexachlorobutadiene	<0.010	<0.010	<0.010	<0.010	0.010
2-Hexanone (MBK)	<0.050	<0.050	<0.050	<0.050	0.050
Isopropylbenzene	<0.0050	<0.0050	<0.0050	<0.0050	0.0050
4-Isopropyltoluene	<0.0050	<0.0050	<0.0050	<0.0050	0.0050
Methyl-tert-Butyl Ether (MTBE)	<0.0050	<0.0050	<0.0050	<0.0050	0.0050
Methylene Chloride	<0.050	<0.050	<0.050	<0.050	0.050
4-Methyl-2-pentanone (MIBK)	<0.050	<0.050	<0.050	<0.050	0.050
Naphthalene	<0.010	<0.010	<0.010	<0.010	0.010
n-Propylbenzene	<0.0050	<0.0050	<0.0050	<0.0050	0.0050

Viorel Vasile
Operations Manager

LABORATORY ANALYSIS RESULTS

Client: The Source Group, Inc. (SH)
Project No: 04-NDLA-007
Project Name: DFSP Norwalk Soil Remediation
Method: VOCs, OXY & TPHG by GC/MS EPA 5035

AA Project No: A5331411
Date Received: 07/10/15
Date Reported: 07/17/15
Units: mg/kg

Date Sampled:	07/09/15	07/09/15	07/09/15	07/09/15	
Date Prepared:	07/10/15	07/10/15	07/10/15	07/10/15	
Date Analyzed:	07/10/15	07/10/15	07/10/15	07/10/15	
AA ID No:	5G10023-21	5G10023-22	5G10023-23	5G10023-24	
Client ID No:	EX-15-W4-3	EX-15-W4-6	EX-15-W4-9	EX-15-N1-3	
Matrix:	Soil	Soil	Soil	Soil	
Dilution Factor:	1	1	1	1	MRL
8260B/5035 +OXY+TPHG (EPA 8260B/5035) (continued)					
Styrene	<0.0050	<0.0050	<0.0050	<0.0050	0.0050
1,1,1,2-Tetrachloroethane	<0.0050	<0.0050	<0.0050	<0.0050	0.0050
1,1,2,2-Tetrachloroethane	<0.0050	<0.0050	<0.0050	<0.0050	0.0050
Tetrachloroethylene (PCE)	<0.0050	<0.0050	<0.0050	<0.0050	0.0050
Toluene	<0.0020	<0.0020	<0.0020	<0.0020	0.0020
1,2,4-Trichlorobenzene	<0.0050	<0.0050	<0.0050	<0.0050	0.0050
1,2,3-Trichlorobenzene	<0.0050	<0.0050	<0.0050	<0.0050	0.0050
1,1,2-Trichloroethane	<0.0050	<0.0050	<0.0050	<0.0050	0.0050
1,1,1-Trichloroethane	<0.0050	<0.0050	<0.0050	<0.0050	0.0050
Trichloroethylene (TCE)	<0.0050	<0.0050	<0.0050	<0.0050	0.0050
Trichlorofluoromethane (R11)	<0.0050	<0.0050	<0.0050	<0.0050	0.0050
1,2,3-Trichloropropane	<0.0050	<0.0050	<0.0050	<0.0050	0.0050
1,1,2-Trichloro-1,2,2-trifluoroethane (R113)	<0.0050	<0.0050	<0.0050	<0.0050	0.0050
1,3,5-Trimethylbenzene	<0.0050	<0.0050	<0.0050	<0.0050	0.0050
1,2,4-Trimethylbenzene	<0.0050	<0.0050	<0.0050	<0.0050	0.0050
Vinyl chloride	<0.0050	<0.0050	<0.0050	<0.0050	0.0050
o-Xylene	<0.0020	<0.0020	<0.0020	<0.0020	0.0020
m,p-Xylenes	<0.0020	<0.0020	<0.0020	<0.0020	0.0020
Surrogates					**%REC Limits**
4-Bromofluorobenzene	117%	117%	119%	115%	70-140
Dibromofluoromethane	114%	121%	121%	119%	70-140
Toluene-d8	109%	109%	111%	109%	70-140

Viorel Vasile
Operations Manager

LABORATORY ANALYSIS RESULTS

Client: The Source Group, Inc. (SH)
Project No: 04-NDLA-007
Project Name: DFSP Norwalk Soil Remediation
Method: VOCs, OXY & TPHG by GC/MS EPA 5035

AA Project No: A5331411
Date Received: 07/10/15
Date Reported: 07/17/15
Units: mg/kg

Date Sampled:	07/09/15	07/09/15	07/09/15	07/09/15	
Date Prepared:	07/10/15	07/10/15	07/10/15	07/10/15	
Date Analyzed:	07/10/15	07/10/15	07/10/15	07/10/15	
AA ID No:	5G10023-25	5G10023-26	5G10023-27	5G10023-28	
Client ID No:	EX-15-N1-6	EX-15-N1-9	EX-15-N2-3	EX-15-N2-6	
Matrix:	Soil	Soil	Soil	Soil	
Dilution Factor:	1	1	1	1	MRL
8260B/5035 +OXY+TPHG (EPA 8260B/5035)					
Acetone	**0.067**	**0.10**	<0.050	<0.050	0.050
tert-Amyl Methyl Ether (TAME)	<0.0050	<0.0050	<0.0050	<0.0050	0.0050
Benzene	<0.010	<0.010	<0.010	<0.010	0.010
Bromobenzene	<0.0050	<0.0050	<0.0050	<0.0050	0.0050
Bromochloromethane	<0.0050	<0.0050	<0.0050	<0.0050	0.0050
Bromodichloromethane	<0.0050	<0.0050	<0.0050	<0.0050	0.0050
Bromoform	<0.0050	<0.0050	<0.0050	<0.0050	0.0050
Bromomethane	<0.0050	<0.0050	<0.0050	<0.0050	0.0050
2-Butanone (MEK)	<0.050	<0.050	<0.050	<0.050	0.050
tert-Butyl alcohol (TBA)	<0.020	<0.020	<0.020	<0.020	0.020
sec-Butylbenzene	<0.0050	<0.0050	<0.0050	<0.0050	0.0050
tert-Butylbenzene	<0.0050	<0.0050	<0.0050	<0.0050	0.0050
n-Butylbenzene	<0.0050	<0.0050	<0.0050	<0.0050	0.0050
Carbon Disulfide	<0.0050	<0.0050	<0.0050	<0.0050	0.0050
Carbon Tetrachloride	<0.0050	<0.0050	<0.0050	<0.0050	0.0050
Chlorobenzene	<0.0050	<0.0050	<0.0050	<0.0050	0.0050
Chloroethane	<0.0050	<0.0050	<0.0050	<0.0050	0.0050
Chloroform	<0.0050	<0.0050	<0.0050	<0.0050	0.0050
Chloromethane	<0.0050	<0.0050	<0.0050	<0.0050	0.0050
2-Chlorotoluene	<0.0050	<0.0050	<0.0050	<0.0050	0.0050
4-Chlorotoluene	<0.0050	<0.0050	<0.0050	<0.0050	0.0050
1,2-Dibromo-3-chloropropane	<0.010	<0.010	<0.010	<0.010	0.010
Dibromochloromethane	<0.0050	<0.0050	<0.0050	<0.0050	0.0050
1,2-Dibromoethane (EDB)	<0.0050	<0.0050	<0.0050	<0.0050	0.0050
Dibromomethane	<0.0050	<0.0050	<0.0050	<0.0050	0.0050
1,4-Dichlorobenzene	<0.0050	<0.0050	<0.0050	<0.0050	0.0050
1,3-Dichlorobenzene	<0.0050	<0.0050	<0.0050	<0.0050	0.0050

Viorel Vasile
Operations Manager

LABORATORY ANALYSIS RESULTS

Client: The Source Group, Inc. (SH)
Project No: 04-NDLA-007
Project Name: DFSP Norwalk Soil Remediation
Method: VOCs, OXY & TPHG by GC/MS EPA 5035

AA Project No: A5331411
Date Received: 07/10/15
Date Reported: 07/17/15
Units: mg/kg

Date Sampled:	07/09/15	07/09/15	07/09/15	07/09/15	
Date Prepared:	07/10/15	07/10/15	07/10/15	07/10/15	
Date Analyzed:	07/10/15	07/10/15	07/10/15	07/10/15	
AA ID No:	5G10023-25	5G10023-26	5G10023-27	5G10023-28	
Client ID No:	EX-15-N1-6	EX-15-N1-9	EX-15-N2-3	EX-15-N2-6	
Matrix:	Soil	Soil	Soil	Soil	
Dilution Factor:	1	1	1	1	MRL
8260B/5035 +OXY+TPHG (EPA 8260B/5035) (continued)					
1,2-Dichlorobenzene	<0.0050	<0.0050	<0.0050	<0.0050	0.0050
Dichlorodifluoromethane (R12)	<0.0050	<0.0050	<0.0050	<0.0050	0.0050
1,1-Dichloroethane	<0.0050	<0.0050	<0.0050	<0.0050	0.0050
1,2-Dichloroethane (EDC)	<0.0050	<0.0050	<0.0050	<0.0050	0.0050
trans-1,2-Dichloroethylene	<0.0050	<0.0050	<0.0050	<0.0050	0.0050
cis-1,2-Dichloroethylene	<0.0050	<0.0050	<0.0050	<0.0050	0.0050
1,1-Dichloroethylene	<0.0050	<0.0050	<0.0050	<0.0050	0.0050
2,2-Dichloropropane	<0.0050	<0.0050	<0.0050	<0.0050	0.0050
1,3-Dichloropropane	<0.0050	<0.0050	<0.0050	<0.0050	0.0050
1,2-Dichloropropane	<0.0050	<0.0050	<0.0050	<0.0050	0.0050
trans-1,3-Dichloropropylene	<0.0050	<0.0050	<0.0050	<0.0050	0.0050
1,1-Dichloropropylene	<0.0050	<0.0050	<0.0050	<0.0050	0.0050
cis-1,3-Dichloropropylene	<0.0050	<0.0050	<0.0050	<0.0050	0.0050
Diisopropyl ether (DIPE)	<0.0050	<0.0050	<0.0050	<0.0050	0.0050
Ethylbenzene	<0.0020	<0.0020	<0.0020	<0.0020	0.0020
Ethyl-tert-Butyl Ether (ETBE)	<0.0050	<0.0050	<0.0050	<0.0050	0.0050
Gasoline Range Organics (GRO)	<0.50	<0.50	<0.50	<0.50	0.50
Hexachlorobutadiene	<0.010	<0.010	<0.010	<0.010	0.010
2-Hexanone (MBK)	<0.050	<0.050	<0.050	<0.050	0.050
Isopropylbenzene	<0.0050	<0.0050	<0.0050	<0.0050	0.0050
4-Isopropyltoluene	<0.0050	<0.0050	<0.0050	<0.0050	0.0050
Methyl-tert-Butyl Ether (MTBE)	<0.0050	<0.0050	<0.0050	<0.0050	0.0050
Methylene Chloride	<0.050	<0.050	<0.050	<0.050	0.050
4-Methyl-2-pentanone (MIBK)	<0.050	<0.050	<0.050	<0.050	0.050
Naphthalene	<0.010	<0.010	<0.010	<0.010	0.010
n-Propylbenzene	<0.0050	<0.0050	<0.0050	<0.0050	0.0050

Viorel Vasile
Operations Manager

LABORATORY ANALYSIS RESULTS

Client: The Source Group, Inc. (SH)
Project No: 04-NDLA-007
Project Name: DFSP Norwalk Soil Remediation
Method: VOCs, OXY & TPHG by GC/MS EPA 5035

AA Project No: A5331411
Date Received: 07/10/15
Date Reported: 07/17/15
Units: mg/kg

Date Sampled:	07/09/15	07/09/15	07/09/15	07/09/15	
Date Prepared:	07/10/15	07/10/15	07/10/15	07/10/15	
Date Analyzed:	07/10/15	07/10/15	07/10/15	07/10/15	
AA ID No:	5G10023-25	5G10023-26	5G10023-27	5G10023-28	
Client ID No:	EX-15-N1-6	EX-15-N1-9	EX-15-N2-3	EX-15-N2-6	
Matrix:	Soil	Soil	Soil	Soil	
Dilution Factor:	1	1	1	1	MRL
8260B/5035 +OXY+TPHG (EPA 8260B/5035) (continued)					
Styrene	<0.0050	<0.0050	<0.0050	<0.0050	0.0050
1,1,1,2-Tetrachloroethane	<0.0050	<0.0050	<0.0050	<0.0050	0.0050
1,1,2,2-Tetrachloroethane	<0.0050	<0.0050	<0.0050	<0.0050	0.0050
Tetrachloroethylene (PCE)	<0.0050	<0.0050	<0.0050	<0.0050	0.0050
Toluene	<0.0020	<0.0020	<0.0020	<0.0020	0.0020
1,2,4-Trichlorobenzene	<0.0050	<0.0050	<0.0050	<0.0050	0.0050
1,2,3-Trichlorobenzene	<0.0050	<0.0050	<0.0050	<0.0050	0.0050
1,1,2-Trichloroethane	<0.0050	<0.0050	<0.0050	<0.0050	0.0050
1,1,1-Trichloroethane	<0.0050	<0.0050	<0.0050	<0.0050	0.0050
Trichloroethylene (TCE)	<0.0050	<0.0050	<0.0050	<0.0050	0.0050
Trichlorofluoromethane (R11)	<0.0050	<0.0050	<0.0050	<0.0050	0.0050
1,2,3-Trichloropropane	<0.0050	<0.0050	<0.0050	<0.0050	0.0050
1,1,2-Trichloro-1,2,2-trifluoroethane (R113)	<0.0050	<0.0050	<0.0050	<0.0050	0.0050
1,3,5-Trimethylbenzene	<0.0050	<0.0050	<0.0050	<0.0050	0.0050
1,2,4-Trimethylbenzene	<0.0050	<0.0050	<0.0050	<0.0050	0.0050
Vinyl chloride	<0.0050	<0.0050	<0.0050	<0.0050	0.0050
o-Xylene	<0.0020	<0.0020	<0.0020	<0.0020	0.0020
m,p-Xylenes	<0.0020	<0.0020	<0.0020	<0.0020	0.0020
Surrogates					**%REC Limits**
4-Bromofluorobenzene	124%	133%	122%	118%	70-140
Dibromofluoromethane	123%	120%	120%	124%	70-140
Toluene-d8	110%	112%	114%	109%	70-140

Viorel Vasile
Operations Manager

LABORATORY ANALYSIS RESULTS

Client: The Source Group, Inc. (SH)
Project No: 04-NDLA-007
Project Name: DFSP Norwalk Soil Remediation
Method: VOCs, OXY & TPHG by GC/MS EPA 5035

AA Project No: A5331411
Date Received: 07/10/15
Date Reported: 07/17/15
Units: mg/kg

Date Sampled:	07/09/15	07/09/15	07/09/15	07/09/15	
Date Prepared:	07/10/15	07/10/15	07/10/15	07/10/15	
Date Analyzed:	07/10/15	07/10/15	07/10/15	07/11/15	
AA ID No:	5G10023-29	5G10023-30	5G10023-31	5G10023-32	
Client ID No:	EX-15-N2-9	EX-15-N3-3	EX-15-N3-6	EX-15-N3-9	
Matrix:	Soil	Soil	Soil	Soil	
Dilution Factor:	1	1	1	1	MRL
8260B/5035 +OXY+TPHG (EPA 8260B/5035)					
Acetone	<0.050	**0.081**	**0.054**	**0.13**	0.050
tert-Amyl Methyl Ether (TAME)	<0.0050	<0.0050	<0.0050	<0.0050	0.0050
Benzene	<0.010	<0.010	<0.010	<0.010	0.010
Bromobenzene	<0.0050	<0.0050	<0.0050	<0.0050	0.0050
Bromochloromethane	<0.0050	<0.0050	<0.0050	<0.0050	0.0050
Bromodichloromethane	<0.0050	<0.0050	<0.0050	<0.0050	0.0050
Bromoform	<0.0050	<0.0050	<0.0050	<0.0050	0.0050
Bromomethane	<0.0050	<0.0050	<0.0050	<0.0050	0.0050
2-Butanone (MEK)	<0.050	<0.050	<0.050	<0.050	0.050
tert-Butyl alcohol (TBA)	<0.020	<0.020	<0.020	<0.020	0.020
sec-Butylbenzene	<0.0050	<0.0050	<0.0050	<0.0050	0.0050
tert-Butylbenzene	<0.0050	<0.0050	<0.0050	<0.0050	0.0050
n-Butylbenzene	<0.0050	<0.0050	<0.0050	<0.0050	0.0050
Carbon Disulfide	<0.0050	<0.0050	<0.0050	<0.0050	0.0050
Carbon Tetrachloride	<0.0050	<0.0050	<0.0050	<0.0050	0.0050
Chlorobenzene	<0.0050	<0.0050	<0.0050	<0.0050	0.0050
Chloroethane	<0.0050	<0.0050	<0.0050	<0.0050	0.0050
Chloroform	<0.0050	<0.0050	<0.0050	<0.0050	0.0050
Chloromethane	<0.0050	<0.0050	<0.0050	<0.0050	0.0050
2-Chlorotoluene	<0.0050	<0.0050	<0.0050	<0.0050	0.0050
4-Chlorotoluene	<0.0050	<0.0050	<0.0050	<0.0050	0.0050
1,2-Dibromo-3-chloropropane	<0.010	<0.010	<0.010	<0.010	0.010
Dibromochloromethane	<0.0050	<0.0050	<0.0050	<0.0050	0.0050
1,2-Dibromoethane (EDB)	<0.0050	<0.0050	<0.0050	<0.0050	0.0050
Dibromomethane	<0.0050	<0.0050	<0.0050	<0.0050	0.0050
1,4-Dichlorobenzene	<0.0050	<0.0050	<0.0050	<0.0050	0.0050
1,3-Dichlorobenzene	<0.0050	<0.0050	<0.0050	<0.0050	0.0050

Viorel Vasile
Operations Manager

LABORATORY ANALYSIS RESULTS

Client: The Source Group, Inc. (SH)
Project No: 04-NDLA-007
Project Name: DFSP Norwalk Soil Remediation
Method: VOCs, OXY & TPHG by GC/MS EPA 5035

AA Project No: A5331411
Date Received: 07/10/15
Date Reported: 07/17/15
Units: mg/kg

Date Sampled:	07/09/15	07/09/15	07/09/15	07/09/15	
Date Prepared:	07/10/15	07/10/15	07/10/15	07/10/15	
Date Analyzed:	07/10/15	07/10/15	07/10/15	07/11/15	
AA ID No:	5G10023-29	5G10023-30	5G10023-31	5G10023-32	
Client ID No:	EX-15-N2-9	EX-15-N3-3	EX-15-N3-6	EX-15-N3-9	
Matrix:	Soil	Soil	Soil	Soil	
Dilution Factor:	1	1	1	1	MRL
8260B/5035 +OXY+TPHG (EPA 8260B/5035) (continued)					
1,2-Dichlorobenzene	<0.0050	<0.0050	<0.0050	<0.0050	0.0050
Dichlorodifluoromethane (R12)	<0.0050	<0.0050	<0.0050	<0.0050	0.0050
1,1-Dichloroethane	<0.0050	<0.0050	<0.0050	<0.0050	0.0050
1,2-Dichloroethane (EDC)	<0.0050	<0.0050	<0.0050	<0.0050	0.0050
trans-1,2-Dichloroethylene	<0.0050	<0.0050	<0.0050	<0.0050	0.0050
cis-1,2-Dichloroethylene	<0.0050	<0.0050	<0.0050	<0.0050	0.0050
1,1-Dichloroethylene	<0.0050	<0.0050	<0.0050	<0.0050	0.0050
2,2-Dichloropropane	<0.0050	<0.0050	<0.0050	<0.0050	0.0050
1,3-Dichloropropane	<0.0050	<0.0050	<0.0050	<0.0050	0.0050
1,2-Dichloropropane	<0.0050	<0.0050	<0.0050	<0.0050	0.0050
trans-1,3-Dichloropropylene	<0.0050	<0.0050	<0.0050	<0.0050	0.0050
1,1-Dichloropropylene	<0.0050	<0.0050	<0.0050	<0.0050	0.0050
cis-1,3-Dichloropropylene	<0.0050	<0.0050	<0.0050	<0.0050	0.0050
Diisopropyl ether (DIPE)	<0.0050	<0.0050	<0.0050	<0.0050	0.0050
Ethylbenzene	<0.0020	<0.0020	<0.0020	<0.0020	0.0020
Ethyl-tert-Butyl Ether (ETBE)	<0.0050	<0.0050	<0.0050	<0.0050	0.0050
Gasoline Range Organics (GRO)	<0.50	<0.50	<0.50	<0.50	0.50
Hexachlorobutadiene	<0.010	<0.010	<0.010	<0.010	0.010
2-Hexanone (MBK)	<0.050	<0.050	<0.050	<0.050	0.050
Isopropylbenzene	<0.0050	<0.0050	<0.0050	<0.0050	0.0050
4-Isopropyltoluene	<0.0050	<0.0050	<0.0050	<0.0050	0.0050
Methyl-tert-Butyl Ether (MTBE)	<0.0050	<0.0050	<0.0050	<0.0050	0.0050
Methylene Chloride	<0.050	<0.050	<0.050	<0.050	0.050
4-Methyl-2-pentanone (MIBK)	<0.050	<0.050	<0.050	<0.050	0.050
Naphthalene	<0.010	<0.010	<0.010	<0.010	0.010
n-Propylbenzene	<0.0050	<0.0050	<0.0050	<0.0050	0.0050

Viorel Vasile
Operations Manager

LABORATORY ANALYSIS RESULTS

Client: The Source Group, Inc. (SH)
Project No: 04-NDLA-007
Project Name: DFSP Norwalk Soil Remediation
Method: VOCs, OXY & TPHG by GC/MS EPA 5035

AA Project No: A5331411
Date Received: 07/10/15
Date Reported: 07/17/15
Units: mg/kg

Date Sampled:	07/09/15	07/09/15	07/09/15	07/09/15	
Date Prepared:	07/10/15	07/10/15	07/10/15	07/10/15	
Date Analyzed:	07/10/15	07/10/15	07/10/15	07/11/15	
AA ID No:	5G10023-29	5G10023-30	5G10023-31	5G10023-32	
Client ID No:	EX-15-N2-9	EX-15-N3-3	EX-15-N3-6	EX-15-N3-9	
Matrix:	Soil	Soil	Soil	Soil	
Dilution Factor:	1	1	1	1	MRL
8260B/5035 +OXY+TPHG (EPA 8260B/5035) (continued)					
Styrene	<0.0050	<0.0050	<0.0050	<0.0050	0.0050
1,1,1,2-Tetrachloroethane	<0.0050	<0.0050	<0.0050	<0.0050	0.0050
1,1,2,2-Tetrachloroethane	<0.0050	<0.0050	<0.0050	<0.0050	0.0050
Tetrachloroethylene (PCE)	<0.0050	<0.0050	<0.0050	<0.0050	0.0050
Toluene	<0.0020	<0.0020	<0.0020	**0.0027**	0.0020
1,2,4-Trichlorobenzene	<0.0050	<0.0050	<0.0050	<0.0050	0.0050
1,2,3-Trichlorobenzene	<0.0050	<0.0050	<0.0050	<0.0050	0.0050
1,1,2-Trichloroethane	<0.0050	<0.0050	<0.0050	<0.0050	0.0050
1,1,1-Trichloroethane	<0.0050	<0.0050	<0.0050	<0.0050	0.0050
Trichloroethylene (TCE)	<0.0050	<0.0050	<0.0050	<0.0050	0.0050
Trichlorofluoromethane (R11)	<0.0050	<0.0050	<0.0050	<0.0050	0.0050
1,2,3-Trichloropropane	<0.0050	<0.0050	<0.0050	<0.0050	0.0050
1,1,2-Trichloro-1,2,2-trifluoroethane (R113)	<0.0050	<0.0050	<0.0050	<0.0050	0.0050
1,3,5-Trimethylbenzene	<0.0050	<0.0050	<0.0050	<0.0050	0.0050
1,2,4-Trimethylbenzene	<0.0050	<0.0050	<0.0050	<0.0050	0.0050
Vinyl chloride	<0.0050	<0.0050	<0.0050	<0.0050	0.0050
o-Xylene	<0.0020	<0.0020	<0.0020	<0.0020	0.0020
m,p-Xylenes	<0.0020	<0.0020	<0.0020	<0.0020	0.0020
Surrogates					**%REC Limits**
4-Bromofluorobenzene	120%	123%	128%	130%	70-140
Dibromofluoromethane	129%	134%	132%	133%	70-140
Toluene-d8	112%	111%	112%	116%	70-140

Viorel Vasile
Operations Manager

LABORATORY ANALYSIS RESULTS

Client: The Source Group, Inc. (SH)
Project No: 04-NDLA-007
Project Name: DFSP Norwalk Soil Remediation
Method: VOCs, OXY & TPHG by GC/MS EPA 5035

AA Project No: A5331411
Date Received: 07/10/15
Date Reported: 07/17/15
Units: mg/kg

Date Sampled:	07/09/15	07/09/15	07/09/15	07/10/15	
Date Prepared:	07/10/15	07/10/15	07/13/15	07/13/15	
Date Analyzed:	07/11/15	07/11/15	07/13/15	07/13/15	
AA ID No:	5G10023-33	5G10023-34	5G10023-35	5G10023-36	
Client ID No:	EX-15-F1-5	EX-15-F2-5	EX-15-F3-10	80004-ROWG-SB1 62	
Matrix:	Soil	Soil	Soil	Soil	
Dilution Factor:	1	1	1	1	MRL
8260B/5035 +OXY+TPHG (EPA 8260B/5035)					
Acetone	**0.058**	<0.050	**0.087**	**0.057**	0.050
tert-Amyl Methyl Ether (TAME)	<0.0050	<0.0050	<0.0050	<0.0050	0.0050
Benzene	<0.010	<0.010	<0.010	<0.010	0.010
Bromobenzene	<0.0050	<0.0050	<0.0050	<0.0050	0.0050
Bromochloromethane	<0.0050	<0.0050	<0.0050	<0.0050	0.0050
Bromodichloromethane	<0.0050	<0.0050	<0.0050	<0.0050	0.0050
Bromoform	<0.0050	<0.0050	<0.0050	<0.0050	0.0050
Bromomethane	<0.0050	<0.0050	<0.0050	<0.0050	0.0050
2-Butanone (MEK)	<0.050	<0.050	<0.050	<0.050	0.050
tert-Butyl alcohol (TBA)	<0.020	<0.020	<0.020	<0.020	0.020
sec-Butylbenzene	<0.0050	<0.0050	<0.0050	<0.0050	0.0050
tert-Butylbenzene	<0.0050	<0.0050	<0.0050	<0.0050	0.0050
n-Butylbenzene	<0.0050	<0.0050	<0.0050	<0.0050	0.0050
Carbon Disulfide	<0.0050	<0.0050	<0.0050	<0.0050	0.0050
Carbon Tetrachloride	<0.0050	<0.0050	<0.0050	<0.0050	0.0050
Chlorobenzene	<0.0050	<0.0050	<0.0050	<0.0050	0.0050
Chloroethane	<0.0050	<0.0050	<0.0050	<0.0050	0.0050
Chloroform	<0.0050	<0.0050	<0.0050	<0.0050	0.0050
Chloromethane	<0.0050	<0.0050	<0.0050	<0.0050	0.0050
2-Chlorotoluene	<0.0050	<0.0050	<0.0050	<0.0050	0.0050
4-Chlorotoluene	<0.0050	<0.0050	<0.0050	<0.0050	0.0050
1,2-Dibromo-3-chloropropane	<0.010	<0.010	<0.010	<0.010	0.010
Dibromochloromethane	<0.0050	<0.0050	<0.0050	<0.0050	0.0050
1,2-Dibromoethane (EDB)	<0.0050	<0.0050	<0.0050	<0.0050	0.0050
Dibromomethane	<0.0050	<0.0050	<0.0050	<0.0050	0.0050
1,4-Dichlorobenzene	<0.0050	<0.0050	<0.0050	<0.0050	0.0050

Viorel Vasile
Operations Manager

LABORATORY ANALYSIS RESULTS

Client: The Source Group, Inc. (SH)
Project No: 04-NDLA-007
Project Name: DFSP Norwalk Soil Remediation
Method: VOCs, OXY & TPHG by GC/MS EPA 5035

AA Project No: A5331411
Date Received: 07/10/15
Date Reported: 07/17/15
Units: mg/kg

Date Sampled:	07/09/15	07/09/15	07/09/15	07/10/15	
Date Prepared:	07/10/15	07/10/15	07/13/15	07/13/15	
Date Analyzed:	07/11/15	07/11/15	07/13/15	07/13/15	
AA ID No:	5G10023-33	5G10023-34	5G10023-35	5G10023-36	
Client ID No:	EX-15-F1-5	EX-15-F2-5	EX-15-F3-10	80004-ROWG-SB1 62	
Matrix:	Soil	Soil	Soil	Soil	
Dilution Factor:	1	1	1	1	MRL
8260B/5035 +OXY+TPHG (EPA 8260B/5035) (continued)					
1,3-Dichlorobenzene	<0.0050	<0.0050	<0.0050	<0.0050	0.0050
1,2-Dichlorobenzene	<0.0050	<0.0050	<0.0050	<0.0050	0.0050
Dichlorodifluoromethane (R12)	<0.0050	<0.0050	<0.0050	<0.0050	0.0050
1,1-Dichloroethane	<0.0050	<0.0050	<0.0050	<0.0050	0.0050
1,2-Dichloroethane (EDC)	<0.0050	<0.0050	<0.0050	<0.0050	0.0050
trans-1,2-Dichloroethylene	<0.0050	<0.0050	<0.0050	<0.0050	0.0050
cis-1,2-Dichloroethylene	<0.0050	<0.0050	<0.0050	<0.0050	0.0050
1,1-Dichloroethylene	<0.0050	<0.0050	<0.0050	<0.0050	0.0050
2,2-Dichloropropane	<0.0050	<0.0050	<0.0050	<0.0050	0.0050
1,3-Dichloropropane	<0.0050	<0.0050	<0.0050	<0.0050	0.0050
1,2-Dichloropropane	<0.0050	<0.0050	<0.0050	<0.0050	0.0050
trans-1,3-Dichloropropylene	<0.0050	<0.0050	<0.0050	<0.0050	0.0050
1,1-Dichloropropylene	<0.0050	<0.0050	<0.0050	<0.0050	0.0050
cis-1,3-Dichloropropylene	<0.0050	<0.0050	<0.0050	<0.0050	0.0050
Diisopropyl ether (DIPE)	<0.0050	<0.0050	<0.0050	<0.0050	0.0050
Ethylbenzene	<0.0020	<0.0020	<0.0020	<0.0020	0.0020
Ethyl-tert-Butyl Ether (ETBE)	<0.0050	<0.0050	<0.0050	<0.0050	0.0050
Gasoline Range Organics (GRO)	<0.50	<0.50	<0.50	**1.4**	0.50
Hexachlorobutadiene	<0.010	<0.010	<0.010	<0.010	0.010
2-Hexanone (MBK)	<0.050	<0.050	<0.050	<0.050	0.050
Isopropylbenzene	<0.0050	<0.0050	<0.0050	<0.0050	0.0050
4-Isopropyltoluene	<0.0050	<0.0050	<0.0050	<0.0050	0.0050
Methyl-tert-Butyl Ether (MTBE)	<0.0050	<0.0050	<0.0050	<0.0050	0.0050
Methylene Chloride	<0.050	<0.050	<0.050	<0.050	0.050
4-Methyl-2-pentanone (MIBK)	<0.050	<0.050	<0.050	<0.050	0.050
Naphthalene	<0.010	<0.010	<0.010	<0.010	0.010

Viorel Vasile
Operations Manager

LABORATORY ANALYSIS RESULTS

Client: The Source Group, Inc. (SH)
Project No: 04-NDLA-007
Project Name: DFSP Norwalk Soil Remediation
Method: VOCs, OXY & TPHG by GC/MS EPA 5035

AA Project No: A5331411
Date Received: 07/10/15
Date Reported: 07/17/15
Units: mg/kg

Date Sampled:	07/09/15	07/09/15	07/09/15	07/10/15	
Date Prepared:	07/10/15	07/10/15	07/13/15	07/13/15	
Date Analyzed:	07/11/15	07/11/15	07/13/15	07/13/15	
AA ID No:	5G10023-33	5G10023-34	5G10023-35	5G10023-36	
Client ID No:	EX-15-F1-5	EX-15-F2-5	EX-15-F3-10	80004-ROWG-SB1 62	
Matrix:	Soil	Soil	Soil	Soil	
Dilution Factor:	1	1	1	1	MRL
8260B/5035 +OXY+TPHG (EPA 8260B/5035) (continued)					
n-Propylbenzene	<0.0050	<0.0050	<0.0050	<0.0050	0.0050
Styrene	<0.0050	<0.0050	<0.0050	<0.0050	0.0050
1,1,1,2-Tetrachloroethane	<0.0050	<0.0050	<0.0050	<0.0050	0.0050
1,1,2,2-Tetrachloroethane	<0.0050	<0.0050	<0.0050	<0.0050	0.0050
Tetrachloroethylene (PCE)	<0.0050	<0.0050	<0.0050	<0.0050	0.0050
Toluene	<0.0020	<0.0020	<0.0020	<0.0020	0.0020
1,2,4-Trichlorobenzene	<0.0050	<0.0050	<0.0050	<0.0050	0.0050
1,2,3-Trichlorobenzene	<0.0050	<0.0050	<0.0050	<0.0050	0.0050
1,1,2-Trichloroethane	<0.0050	<0.0050	<0.0050	<0.0050	0.0050
1,1,1-Trichloroethane	<0.0050	<0.0050	<0.0050	<0.0050	0.0050
Trichloroethylene (TCE)	<0.0050	<0.0050	<0.0050	<0.0050	0.0050
Trichlorofluoromethane (R11)	<0.0050	<0.0050	<0.0050	<0.0050	0.0050
1,2,3-Trichloropropane	<0.0050	<0.0050	<0.0050	<0.0050	0.0050
1,1,2-Trichloro-1,2,2-trifluoroethane (R113)	<0.0050	<0.0050	<0.0050	<0.0050	0.0050
1,3,5-Trimethylbenzene	<0.0050	<0.0050	<0.0050	**0.0073**	0.0050
1,2,4-Trimethylbenzene	<0.0050	<0.0050	<0.0050	**0.0058**	0.0050
Vinyl chloride	<0.0050	<0.0050	<0.0050	<0.0050	0.0050
o-Xylene	<0.0020	<0.0020	<0.0020	<0.0020	0.0020
m,p-Xylenes	<0.0020	<0.0020	<0.0020	<0.0020	0.0020
Surrogates					**%REC Limits**
4-Bromofluorobenzene	130%	133%	110%	115%	70-140
Dibromofluoromethane	135%	134%	109%	99%	70-140
Toluene-d8	115%	118%	101%	107%	70-140

Viorel Vasile
Operations Manager

LABORATORY ANALYSIS RESULTS

Client: The Source Group, Inc. (SH)
Project No: 04-NDLA-007
Project Name: DFSP Norwalk Soil Remediation
Method: VOCs, OXY & TPHG by GC/MS EPA 5035

AA Project No: A5331411
Date Received: 07/10/15
Date Reported: 07/17/15
Units: mg/kg

Date Sampled:	07/10/15	07/10/15	07/10/15	
Date Prepared:	07/13/15	07/13/15	07/13/15	
Date Analyzed:	07/13/15	07/13/15	07/13/15	
AA ID No:	5G10023-37	5G10023-38	5G10023-39	
Client ID No:	80004-ROWG-SB163	80004-ROWG-SB164	80004-ROWG-SB165	
Matrix:	Soil	Soil	Soil	
Dilution Factor:	1	1	1	MRL
8260B/5035 +OXY+TPHG (EPA 8260B/5035)				
Acetone	<0.050	**0.077**	**0.058**	0.050
tert-Amyl Methyl Ether (TAME)	<0.0050	<0.0050	<0.0050	0.0050
Benzene	<0.010	<0.010	<0.010	0.010
Bromobenzene	<0.0050	<0.0050	<0.0050	0.0050
Bromochloromethane	<0.0050	<0.0050	<0.0050	0.0050
Bromodichloromethane	<0.0050	<0.0050	<0.0050	0.0050
Bromoform	<0.0050	<0.0050	<0.0050	0.0050
Bromomethane	<0.0050	<0.0050	<0.0050	0.0050
2-Butanone (MEK)	<0.050	<0.050	<0.050	0.050
tert-Butyl alcohol (TBA)	<0.020	<0.020	<0.020	0.020
sec-Butylbenzene	<0.0050	<0.0050	<0.0050	0.0050
tert-Butylbenzene	<0.0050	<0.0050	<0.0050	0.0050
n-Butylbenzene	<0.0050	<0.0050	<0.0050	0.0050
Carbon Disulfide	<0.0050	<0.0050	<0.0050	0.0050
Carbon Tetrachloride	<0.0050	<0.0050	<0.0050	0.0050
Chlorobenzene	<0.0050	<0.0050	<0.0050	0.0050
Chloroethane	<0.0050	<0.0050	<0.0050	0.0050
Chloroform	<0.0050	<0.0050	<0.0050	0.0050
Chloromethane	<0.0050	<0.0050	<0.0050	0.0050
2-Chlorotoluene	<0.0050	<0.0050	<0.0050	0.0050
4-Chlorotoluene	<0.0050	<0.0050	<0.0050	0.0050
1,2-Dibromo-3-chloropropane	<0.010	<0.010	<0.010	0.010
Dibromochloromethane	<0.0050	<0.0050	<0.0050	0.0050
1,2-Dibromoethane (EDB)	<0.0050	<0.0050	<0.0050	0.0050
Dibromomethane	<0.0050	<0.0050	<0.0050	0.0050
1,4-Dichlorobenzene	<0.0050	<0.0050	<0.0050	0.0050

Viorel Vasile
Operations Manager

LABORATORY ANALYSIS RESULTS

Client: The Source Group, Inc. (SH)
Project No: 04-NDLA-007
Project Name: DFSP Norwalk Soil Remediation
Method: VOCs, OXY & TPHG by GC/MS EPA 5035

AA Project No: A5331411
Date Received: 07/10/15
Date Reported: 07/17/15
Units: mg/kg

Date Sampled:	07/10/15	07/10/15	07/10/15	
Date Prepared:	07/13/15	07/13/15	07/13/15	
Date Analyzed:	07/13/15	07/13/15	07/13/15	
AA ID No:	5G10023-37	5G10023-38	5G10023-39	
Client ID No:	80004-ROWG-SB163	80004-ROWG-SB164	80004-ROWG-SB165	
Matrix:	Soil	Soil	Soil	
Dilution Factor:	1	1	1	MRL
8260B/5035 +OXY+TPHG (EPA 8260B/5035) (continued)				
1,3-Dichlorobenzene	<0.0050	<0.0050	<0.0050	0.0050
1,2-Dichlorobenzene	<0.0050	<0.0050	<0.0050	0.0050
Dichlorodifluoromethane (R12)	<0.0050	<0.0050	<0.0050	0.0050
1,1-Dichloroethane	<0.0050	<0.0050	<0.0050	0.0050
1,2-Dichloroethane (EDC)	<0.0050	<0.0050	<0.0050	0.0050
trans-1,2-Dichloroethylene	<0.0050	<0.0050	<0.0050	0.0050
cis-1,2-Dichloroethylene	<0.0050	<0.0050	<0.0050	0.0050
1,1-Dichloroethylene	<0.0050	<0.0050	<0.0050	0.0050
2,2-Dichloropropane	<0.0050	<0.0050	<0.0050	0.0050
1,3-Dichloropropane	<0.0050	<0.0050	<0.0050	0.0050
1,2-Dichloropropane	<0.0050	<0.0050	<0.0050	0.0050
trans-1,3-Dichloropropylene	<0.0050	<0.0050	<0.0050	0.0050
1,1-Dichloropropylene	<0.0050	<0.0050	<0.0050	0.0050
cis-1,3-Dichloropropylene	<0.0050	<0.0050	<0.0050	0.0050
Diisopropyl ether (DIPE)	<0.0050	<0.0050	<0.0050	0.0050
Ethylbenzene	<0.0020	<0.0020	<0.0020	0.0020
Ethyl-tert-Butyl Ether (ETBE)	<0.0050	<0.0050	<0.0050	0.0050
Gasoline Range Organics (GRO)	**2.0**	<0.50	<0.50	0.50
Hexachlorobutadiene	<0.010	<0.010	<0.010	0.010
2-Hexanone (MBK)	<0.050	<0.050	<0.050	0.050
Isopropylbenzene	<0.0050	<0.0050	<0.0050	0.0050
4-Isopropyltoluene	<0.0050	<0.0050	<0.0050	0.0050
Methyl-tert-Butyl Ether (MTBE)	<0.0050	<0.0050	<0.0050	0.0050
Methylene Chloride	<0.050	<0.050	<0.050	0.050
4-Methyl-2-pentanone (MIBK)	<0.050	<0.050	<0.050	0.050

Viorel Vasile
Operations Manager

LABORATORY ANALYSIS RESULTS

Client: The Source Group, Inc. (SH)
Project No: 04-NDLA-007
Project Name: DFSP Norwalk Soil Remediation
Method: VOCs, OXY & TPHG by GC/MS EPA 5035

AA Project No: A5331411
Date Received: 07/10/15
Date Reported: 07/17/15
Units: mg/kg

Date Sampled:	07/10/15	07/10/15	07/10/15	
Date Prepared:	07/13/15	07/13/15	07/13/15	
Date Analyzed:	07/13/15	07/13/15	07/13/15	
AA ID No:	5G10023-37	5G10023-38	5G10023-39	
Client ID No:	80004-ROWG-SB163	80004-ROWG-SB164	80004-ROWG-SB165	
Matrix:	Soil	Soil	Soil	
Dilution Factor:	1	1	1	MRL
8260B/5035 +OXY+TPHG (EPA 8260B/5035) (continued)				
Naphthalene	<0.010	<0.010	<0.010	0.010
n-Propylbenzene	<0.0050	<0.0050	<0.0050	0.0050
Styrene	<0.0050	<0.0050	<0.0050	0.0050
1,1,1,2-Tetrachloroethane	<0.0050	<0.0050	<0.0050	0.0050
1,1,2,2-Tetrachloroethane	<0.0050	<0.0050	<0.0050	0.0050
Tetrachloroethylene (PCE)	<0.0050	<0.0050	<0.0050	0.0050
Toluene	<0.0020	<0.0020	<0.0020	0.0020
1,2,4-Trichlorobenzene	<0.0050	<0.0050	<0.0050	0.0050
1,2,3-Trichlorobenzene	<0.0050	<0.0050	<0.0050	0.0050
1,1,2-Trichloroethane	<0.0050	<0.0050	<0.0050	0.0050
1,1,1-Trichloroethane	<0.0050	<0.0050	<0.0050	0.0050
Trichloroethylene (TCE)	<0.0050	<0.0050	<0.0050	0.0050
Trichlorofluoromethane (R11)	<0.0050	<0.0050	<0.0050	0.0050
1,2,3-Trichloropropane	<0.0050	<0.0050	<0.0050	0.0050
1,1,2-Trichloro-1,2,2-trifluoroethane (R113)	<0.0050	<0.0050	<0.0050	0.0050
1,3,5-Trimethylbenzene	<0.0050	<0.0050	<0.0050	0.0050
1,2,4-Trimethylbenzene	<0.0050	<0.0050	<0.0050	0.0050
Vinyl chloride	<0.0050	<0.0050	<0.0050	0.0050
o-Xylene	<0.0020	<0.0020	<0.0020	0.0020
m,p-Xylenes	<0.0020	<0.0020	<0.0020	0.0020
Surrogates				**%REC Limits**
4-Bromofluorobenzene	102%	122%	116%	70-140
Dibromofluoromethane	104%	99%	111%	70-140
Toluene-d8	107%	113%	105%	70-140

Viorel Vasile
Operations Manager

LABORATORY ANALYSIS RESULTS

Client: The Source Group, Inc. (SH)
Project No: 04-NDLA-007
Project Name: DFSP Norwalk Soil Remediation
Method: Carbon Chain by GC/FID

AA Project No: A5331411
Date Received: 07/10/15
Date Reported: 07/17/15
Units: mg/kg

Date Sampled:	07/09/15	07/09/15	07/09/15	07/09/15	
Date Prepared:	07/13/15	07/13/15	07/13/15	07/13/15	
Date Analyzed:	07/14/15	07/14/15	07/14/15	07/14/15	
AA ID No:	5G10023-01	5G10023-02	5G10023-03	5G10023-04	
Client ID No:	EX-15-E1-1	EX-15-E1-4	EX-15-E2-1	EX-15-E2-4	
Matrix:	Soil	Soil	Soil	Soil	
Dilution Factor:	1	1	1	1	MRL
Carbon Chain Custom (EPA 8015M)					
C13-C22	<10	<10	<10	<10	10
C23-C32	<10	<10	<10	<10	10
C33-C44	<10	<10	<10	<10	10
Surrogates					**%REC Limits**
o-Terphenyl	97%	99%	95%	95%	50-150

Viorel Vasile
Operations Manager

LABORATORY ANALYSIS RESULTS

Client: The Source Group, Inc. (SH)
Project No: 04-NDLA-007
Project Name: DFSP Norwalk Soil Remediation
Method: Carbon Chain by GC/FID

AA Project No: A5331411
Date Received: 07/10/15
Date Reported: 07/17/15
Units: mg/kg

Date Sampled:	07/09/15	07/09/15	07/09/15	07/09/15	
Date Prepared:	07/13/15	07/13/15	07/13/15	07/13/15	
Date Analyzed:	07/14/15	07/14/15	07/14/15	07/14/15	
AA ID No:	5G10023-05	5G10023-06	5G10023-07	5G10023-08	
Client ID No:	EX-15-E3-1	EX-15-E3-4	EX-15-E4-1	EX-15-E4-4	
Matrix:	Soil	Soil	Soil	Soil	
Dilution Factor:	1	1	1	1	MRL
Carbon Chain Custom (EPA 8015M)					
C13-C22	<10	<10	<10	<10	10
C23-C32	<10	<10	<10	<10	10
C33-C44	<10	<10	<10	<10	10
Surrogates					**%REC Limits**
o-Terphenyl	97%	96%	97%	89%	50-150

Viorel Vasile
Operations Manager

LABORATORY ANALYSIS RESULTS

Client: The Source Group, Inc. (SH)
Project No: 04-NDLA-007
Project Name: DFSP Norwalk Soil Remediation
Method: Carbon Chain by GC/FID

AA Project No: A5331411
Date Received: 07/10/15
Date Reported: 07/17/15
Units: mg/kg

Date Sampled:	07/09/15	07/09/15	07/09/15	07/09/15	
Date Prepared:	07/13/15	07/13/15	07/13/15	07/13/15	
Date Analyzed:	07/14/15	07/14/15	07/14/15	07/14/15	
AA ID No:	5G10023-09	5G10023-10	5G10023-11	5G10023-12	
Client ID No:	EX-15-S1-1	EX-15-S1-4	EX-15-S2-1	EX-15-S2-4	
Matrix:	Soil	Soil	Soil	Soil	
Dilution Factor:	1	1	1	1	MRL
Carbon Chain Custom (EPA 8015M)					
C13-C22	<10	<10	<10	<10	10
C23-C32	<10	<10	<10	<10	10
C33-C44	<10	<10	<10	<10	10
Surrogates					**%REC Limits**
o-Terphenyl	89%	93%	96%	97%	50-150

Viorel Vasile
Operations Manager

LABORATORY ANALYSIS RESULTS

Client: The Source Group, Inc. (SH)
Project No: 04-NDLA-007
Project Name: DFSP Norwalk Soil Remediation
Method: Carbon Chain by GC/FID

AA Project No: A5331411
Date Received: 07/10/15
Date Reported: 07/17/15
Units: mg/kg

Date Sampled:	07/09/15	07/09/15	07/09/15	07/09/15	
Date Prepared:	07/13/15	07/13/15	07/13/15	07/13/15	
Date Analyzed:	07/14/15	07/14/15	07/14/15	07/14/15	
AA ID No:	5G10023-13	5G10023-14	5G10023-15	5G10023-16	
Client ID No:	EX-15-S3-1	EX-15-S3-4	EX-15-W1-1	EX-15-W1-4	
Matrix:	Soil	Soil	Soil	Soil	
Dilution Factor:	1	1	1	1	MRL
Carbon Chain Custom (EPA 8015M)					
C13-C22	<10	<10	<10	<10	10
C23-C32	<10	<10	<10	<10	10
C33-C44	<10	<10	<10	<10	10
Surrogates					**%REC Limits**
o-Terphenyl	92%	98%	102%	93%	50-150

Viorel Vasile
Operations Manager

LABORATORY ANALYSIS RESULTS

Client: The Source Group, Inc. (SH)
Project No: 04-NDLA-007
Project Name: DFSP Norwalk Soil Remediation
Method: Carbon Chain by GC/FID

AA Project No: A5331411
Date Received: 07/10/15
Date Reported: 07/17/15
Units: mg/kg

Date Sampled:	07/09/15	07/09/15	07/09/15	07/09/15	
Date Prepared:	07/13/15	07/13/15	07/13/15	07/13/15	
Date Analyzed:	07/14/15	07/14/15	07/14/15	07/14/15	
AA ID No:	5G10023-17	5G10023-18	5G10023-19	5G10023-20	
Client ID No:	EX-15-W2-1	EX-15-W2-4	EX-15-W3-1	EX-15-W3-4	
Matrix:	Soil	Soil	Soil	Soil	
Dilution Factor:	1	1	1	1	MRL
Carbon Chain Custom (EPA 8015M)					
C13-C22	<10	<10	<10	<10	10
C23-C32	<10	<10	<10	<10	10
C33-C44	<10	<10	<10	<10	10
Surrogates					**%REC Limits**
o-Terphenyl	102%	100%	94%	87%	50-150

Viorel Vasile
Operations Manager

LABORATORY ANALYSIS RESULTS

Client: The Source Group, Inc. (SH)
Project No: 04-NDLA-007
Project Name: DFSP Norwalk Soil Remediation
Method: Carbon Chain by GC/FID

AA Project No: A5331411
Date Received: 07/10/15
Date Reported: 07/17/15
Units: mg/kg

Date Sampled:	07/09/15	07/09/15	07/09/15	07/09/15	
Date Prepared:	07/13/15	07/13/15	07/13/15	07/13/15	
Date Analyzed:	07/14/15	07/14/15	07/14/15	07/14/15	
AA ID No:	5G10023-21	5G10023-22	5G10023-23	5G10023-24	
Client ID No:	EX-15-W4-3	EX-15-W4-6	EX-15-W4-9	EX-15-N1-3	
Matrix:	Soil	Soil	Soil	Soil	
Dilution Factor:	1	1	1	1	MRL
Carbon Chain Custom (EPA 8015M)					
C13-C22	<10	<10	<10	<10	10
C23-C32	<10	<10	**15**	<10	10
C33-C44	<10	<10	**15**	<10	10
Surrogates					**%REC Limits**
o-Terphenyl	97%	95%	102%	106%	50-150

Viorel Vasile
Operations Manager

LABORATORY ANALYSIS RESULTS

Client: The Source Group, Inc. (SH)
Project No: 04-NDLA-007
Project Name: DFSP Norwalk Soil Remediation
Method: Carbon Chain by GC/FID

AA Project No: A5331411
Date Received: 07/10/15
Date Reported: 07/17/15
Units: mg/kg

Date Sampled:	07/09/15	07/09/15	07/09/15	07/09/15	
Date Prepared:	07/13/15	07/13/15	07/13/15	07/13/15	
Date Analyzed:	07/14/15	07/14/15	07/14/15	07/14/15	
AA ID No:	5G10023-25	5G10023-26	5G10023-27	5G10023-28	
Client ID No:	EX-15-N1-6	EX-15-N1-9	EX-15-N2-3	EX-15-N2-6	
Matrix:	Soil	Soil	Soil	Soil	
Dilution Factor:	1	1	1	1	MRL
Carbon Chain Custom (EPA 8015M)					
C13-C22	**22**	**28**	<10	<10	10
C23-C32	**110**	**160**	<10	<10	10
C33-C44	**88**	**150**	<10	<10	10
Surrogates					**%REC Limits**
o-Terphenyl	110%	110%	101%	96%	50-150

Viorel Vasile
Operations Manager

LABORATORY ANALYSIS RESULTS

Client: The Source Group, Inc. (SH)
Project No: 04-NDLA-007
Project Name: DFSP Norwalk Soil Remediation
Method: Carbon Chain by GC/FID

AA Project No: A5331411
Date Received: 07/10/15
Date Reported: 07/17/15
Units: mg/kg

Date Sampled:	07/09/15	07/09/15	07/09/15	07/09/15	
Date Prepared:	07/13/15	07/13/15	07/13/15	07/13/15	
Date Analyzed:	07/14/15	07/14/15	07/14/15	07/14/15	
AA ID No:	5G10023-29	5G10023-30	5G10023-31	5G10023-32	
Client ID No:	EX-15-N2-9	EX-15-N3-3	EX-15-N3-6	EX-15-N3-9	
Matrix:	Soil	Soil	Soil	Soil	
Dilution Factor:	1	1	1	1	MRL
Carbon Chain Custom (EPA 8015M)					
C13-C22	<10	<10	<10	<10	10
C23-C32	<10	<10	<10	<10	10
C33-C44	<10	<10	<10	<10	10
Surrogates					**%REC Limits**
o-Terphenyl	104%	97%	100%	99%	50-150

Viorel Vasile
Operations Manager

LABORATORY ANALYSIS RESULTS

Client: The Source Group, Inc. (SH)
Project No: 04-NDLA-007
Project Name: DFSP Norwalk Soil Remediation
Method: Carbon Chain by GC/FID

AA Project No: A5331411
Date Received: 07/10/15
Date Reported: 07/17/15
Units: mg/kg

Date Sampled:	07/09/15	07/09/15	07/09/15	07/10/15	
Date Prepared:	07/13/15	07/13/15	07/13/15	07/13/15	
Date Analyzed:	07/14/15	07/14/15	07/15/15	07/15/15	
AA ID No:	5G10023-33	5G10023-34	5G10023-35	5G10023-36	
Client ID No:	EX-15-F1-5	EX-15-F2-5	EX-15-F3-10	80004-ROWG-SB1 62	
Matrix:	Soil	Soil	Soil	Soil	
Dilution Factor:	1	1	1	1	MRL
Carbon Chain Custom (EPA 8015M)					
C13-C22	<10	<10	<10	**48**	10
C23-C32	<10	<10	**73**	**170**	10
C33-C44	<10	<10	**90**	**160**	10
Surrogates					**%REC Limits**
o-Terphenyl	83%	99%	101%	114%	50-150

Viorel Vasile
Operations Manager

LABORATORY ANALYSIS RESULTS

Client: The Source Group, Inc. (SH)
Project No: 04-NDLA-007
Project Name: DFSP Norwalk Soil Remediation
Method: Carbon Chain by GC/FID

AA Project No: A5331411
Date Received: 07/10/15
Date Reported: 07/17/15
Units: mg/kg

Date Sampled:	07/10/15	07/10/15	07/10/15	
Date Prepared:	07/13/15	07/13/15	07/13/15	
Date Analyzed:	07/15/15	07/15/15	07/15/15	
AA ID No:	5G10023-37	5G10023-38	5G10023-39	
Client ID No:	80004-ROWG-SB163	80004-ROWG-SB164	80004-ROWG-SB165	
Matrix:	Soil	Soil	Soil	
Dilution Factor:	1	1	1	MRL
Carbon Chain Custom (EPA 8015M)				
C13-C22	**420**	**14**	**24**	10
C23-C32	**390**	**57**	**57**	10
C33-C44	**240**	**73**	**57**	10
Surrogates				**%REC Limits**
o-Terphenyl	107%	94%	69%	50-150

Viorel Vasile
Operations Manager

LABORATORY ANALYSIS RESULTS

Client: The Source Group, Inc. (SH)
Project No: 04-NDLA-007
Project Name: DFSP Norwalk Soil Remediation

AA Project No: A5331411
Date Received: 07/10/15
Date Reported: 07/17/15

Analyte	Result	Reporting Limit	Units	Spike Level	Source Result	%REC	%REC Limits	RPD	RPD Limit	Notes
VOCs, OXY & TPHG by GC/MS EPA 5035 - Quality Control										
Batch B5G1008 - EPA 5035										
Blank (B5G1008-BLK1)				Prepared & Analyzed: 07/10/15						
Acetone	<0.050	0.050	mg/kg							
tert-Amyl Methyl Ether (TAME)	<0.0050	0.0050	mg/kg							
Benzene	<0.010	0.010	mg/kg							
Bromobenzene	<0.0050	0.0050	mg/kg							
Bromochloromethane	<0.0050	0.0050	mg/kg							
Bromodichloromethane	<0.0050	0.0050	mg/kg							
Bromoform	<0.0050	0.0050	mg/kg							
Bromomethane	<0.0050	0.0050	mg/kg							
2-Butanone (MEK)	<0.050	0.050	mg/kg							
tert-Butyl alcohol (TBA)	<0.020	0.020	mg/kg							
sec-Butylbenzene	<0.0050	0.0050	mg/kg							
tert-Butylbenzene	<0.0050	0.0050	mg/kg							
n-Butylbenzene	<0.0050	0.0050	mg/kg							
Carbon Disulfide	<0.0050	0.0050	mg/kg							
Carbon Tetrachloride	<0.0050	0.0050	mg/kg							
Chlorobenzene	<0.0050	0.0050	mg/kg							
Chloroethane	<0.0050	0.0050	mg/kg							
Chloroform	<0.0050	0.0050	mg/kg							
Chloromethane	<0.0050	0.0050	mg/kg							
2-Chlorotoluene	<0.0050	0.0050	mg/kg							
4-Chlorotoluene	<0.0050	0.0050	mg/kg							
1,2-Dibromo-3-chloropropane	<0.010	0.010	mg/kg							
Dibromochloromethane	<0.0050	0.0050	mg/kg							
1,2-Dibromoethane (EDB)	<0.0050	0.0050	mg/kg							
Dibromomethane	<0.0050	0.0050	mg/kg							
1,4-Dichlorobenzene	<0.0050	0.0050	mg/kg							
1,3-Dichlorobenzene	<0.0050	0.0050	mg/kg							
1,2-Dichlorobenzene	<0.0050	0.0050	mg/kg							
Dichlorodifluoromethane (R12)	<0.0050	0.0050	mg/kg							
1,1-Dichloroethane	<0.0050	0.0050	mg/kg							
1,2-Dichloroethane (EDC)	<0.0050	0.0050	mg/kg							

Viorel Vasile
Operations Manager

LABORATORY ANALYSIS RESULTS

Client: The Source Group, Inc. (SH)
Project No: 04-NDLA-007
Project Name: DFSP Norwalk Soil Remediation

AA Project No: A5331411
Date Received: 07/10/15
Date Reported: 07/17/15

Analyte	Result	Reporting Limit	Units	Spike Level	Source Result	%REC	%REC Limits	RPD	RPD Limit	Notes
VOCs, OXY & TPHG by GC/MS EPA 5035 - Quality Control										
Batch B5G1008 - EPA 5035										
Blank (B5G1008-BLK1) Continued				Prepared & Analyzed: 07/10/15						
trans-1,2-Dichloroethylene	<0.0050	0.0050	mg/kg							
cis-1,2-Dichloroethylene	<0.0050	0.0050	mg/kg							
1,1-Dichloroethylene	<0.0050	0.0050	mg/kg							
2,2-Dichloropropane	<0.0050	0.0050	mg/kg							
1,3-Dichloropropane	<0.0050	0.0050	mg/kg							
1,2-Dichloropropane	<0.0050	0.0050	mg/kg							
trans-1,3-Dichloropropylene	<0.0050	0.0050	mg/kg							
1,1-Dichloropropylene	<0.0050	0.0050	mg/kg							
cis-1,3-Dichloropropylene	<0.0050	0.0050	mg/kg							
Diisopropyl ether (DIPE)	<0.0050	0.0050	mg/kg							
Ethylbenzene	<0.0020	0.0020	mg/kg							
Ethyl-tert-Butyl Ether (ETBE)	<0.0050	0.0050	mg/kg							
Gasoline Range Organics (GRO)	<0.50	0.50	mg/kg							
Hexachlorobutadiene	<0.010	0.010	mg/kg							
2-Hexanone (MBK)	<0.050	0.050	mg/kg							
Isopropylbenzene	<0.0050	0.0050	mg/kg							
4-Isopropyltoluene	<0.0050	0.0050	mg/kg							
Methyl-tert-Butyl Ether (MTBE)	<0.0050	0.0050	mg/kg							
Methylene Chloride	<0.050	0.050	mg/kg							
4-Methyl-2-pentanone (MIBK)	<0.050	0.050	mg/kg							
Naphthalene	<0.010	0.010	mg/kg							
n-Propylbenzene	<0.0050	0.0050	mg/kg							
Styrene	<0.0050	0.0050	mg/kg							
1,1,1,2-Tetrachloroethane	<0.0050	0.0050	mg/kg							
1,1,2,2-Tetrachloroethane	<0.0050	0.0050	mg/kg							
Tetrachloroethylene (PCE)	<0.0050	0.0050	mg/kg							
Toluene	<0.0020	0.0020	mg/kg							
1,2,4-Trichlorobenzene	<0.0050	0.0050	mg/kg							
1,2,3-Trichlorobenzene	<0.0050	0.0050	mg/kg							
1,1,2-Trichloroethane	<0.0050	0.0050	mg/kg							
1,1,1-Trichloroethane	<0.0050	0.0050	mg/kg							

Viorel Vasile
Operations Manager

LABORATORY ANALYSIS RESULTS

Client: The Source Group, Inc. (SH)
Project No: 04-NDLA-007
Project Name: DFSP Norwalk Soil Remediation

AA Project No: A5331411
Date Received: 07/10/15
Date Reported: 07/17/15

Analyte	Result	Reporting Limit	Units	Spike Level	Source Result	%REC	%REC Limits	RPD	RPD Limit	Notes
VOCs, OXY & TPHG by GC/MS EPA 5035 - Quality Control										
Batch B5G1008 - EPA 5035										
Blank (B5G1008-BLK1) Continued				Prepared & Analyzed: 07/10/15						
Trichloroethylene (TCE)	<0.0050	0.0050	mg/kg							
Trichlorofluoromethane (R11)	<0.0050	0.0050	mg/kg							
1,2,3-Trichloropropane	<0.0050	0.0050	mg/kg							
1,1,2-Trichloro-1,2,2-trifluoroethane (R113)	<0.0050	0.0050	mg/kg							
1,3,5-Trimethylbenzene	<0.0050	0.0050	mg/kg							
1,2,4-Trimethylbenzene	<0.0050	0.0050	mg/kg							
Vinyl chloride	<0.0050	0.0050	mg/kg							
o-Xylene	<0.0020	0.0020	mg/kg							
m,p-Xylenes	<0.0020	0.0020	mg/kg							
Surrogate: 4-Bromofluorobenzene	*0.0874*		*mg/kg*	*0.10*		*87.4*	*70-140*			
Surrogate: Dibromofluoromethane	*0.108*		*mg/kg*	*0.10*		*108*	*70-140*			
Surrogate: Toluene-d8	*0.0950*		*mg/kg*	*0.10*		*95.0*	*70-140*			
LCS (B5G1008-BS1)				Prepared & Analyzed: 07/10/15						
Benzene	**0.0379**	0.010	mg/kg	0.040		94.6	75-125			
Bromodichloromethane	**0.0391**	0.0050	mg/kg	0.040		97.6	75-125			
Bromoform	**0.0407**	0.0050	mg/kg	0.040		102	75-125			
Carbon Tetrachloride	**0.0356**	0.0050	mg/kg	0.040		89.0	75-125			
Chlorobenzene	**0.0386**	0.0050	mg/kg	0.040		96.5	75-125			
Chloroethane	**0.0301**	0.0050	mg/kg	0.040		75.2	75-125			
Chloroform	**0.0360**	0.0050	mg/kg	0.040		90.0	75-125			
Chloromethane	**0.0252**	0.0050	mg/kg	0.040		62.9	65-125			***
Dibromochloromethane	**0.0381**	0.0050	mg/kg	0.040		95.2	75-125			
1,4-Dichlorobenzene	**0.0379**	0.0050	mg/kg	0.040		94.6	75-125			
1,1-Dichloroethane	**0.0352**	0.0050	mg/kg	0.040		88.0	70-125			
1,2-Dichloroethane (EDC)	**0.0391**	0.0050	mg/kg	0.040		97.6	75-125			
trans-1,2-Dichloroethylene	**0.0381**	0.0050	mg/kg	0.040		95.2	75-125			
cis-1,2-Dichloroethylene	**0.0347**	0.0050	mg/kg	0.040		86.8	75-125			
1,1-Dichloroethylene	**0.0349**	0.0050	mg/kg	0.040		87.2	70-130			
1,2-Dichloropropane	**0.0379**	0.0050	mg/kg	0.040		94.8	75-130			
cis-1,3-Dichloropropylene	**0.0370**	0.0050	mg/kg	0.040		92.6	75-125			

Viorel Vasile
Operations Manager

LABORATORY ANALYSIS RESULTS

Client: The Source Group, Inc. (SH)
Project No: 04-NDLA-007
Project Name: DFSP Norwalk Soil Remediation

AA Project No: A5331411
Date Received: 07/10/15
Date Reported: 07/17/15

Analyte	Result	Reporting Limit	Units	Spike Level	Source Result	%REC	%REC Limits	RPD	RPD Limit	Notes
VOCs, OXY & TPHG by GC/MS EPA 5035 - Quality Control										
Batch B5G1008 - EPA 5035										
LCS (B5G1008-BS1) Continued				Prepared & Analyzed: 07/10/15						
Ethylbenzene	**0.0357**	0.0020	mg/kg	0.040		89.4	75-125			
Methyl-tert-Butyl Ether (MTBE)	**0.0374**	0.0050	mg/kg	0.040		93.5	75-125			
Methylene Chloride	**0.0374**	0.050	mg/kg	0.040		93.4	75-130			
1,1,2,2-Tetrachloroethane	**0.0367**	0.0050	mg/kg	0.040		91.8	70-135			
Tetrachloroethylene (PCE)	**0.0406**	0.0050	mg/kg	0.040		102	75-125			
Toluene	**0.0365**	0.0020	mg/kg	0.040		91.4	75-125			
1,1,2-Trichloroethane	**0.0371**	0.0050	mg/kg	0.040		92.8	75-125			
1,1,1-Trichloroethane	**0.0360**	0.0050	mg/kg	0.040		90.0	75-125			
Trichloroethylene (TCE)	**0.0413**	0.0050	mg/kg	0.040		103	75-125			
Vinyl chloride	**0.0374**	0.0050	mg/kg	0.040		93.6	75-125			
o-Xylene	**0.0372**	0.0020	mg/kg	0.040		93.1	75-125			
Surrogate: 4-Bromofluorobenzene	*0.0998*		*mg/kg*	*0.10*		*99.8*	*70-140*			
Surrogate: Dibromofluoromethane	*0.103*		*mg/kg*	*0.10*		*103*	*70-140*			
Surrogate: Toluene-d8	*0.101*		*mg/kg*	*0.10*		*101*	*70-140*			
LCS Dup (B5G1008-BSD1)				Prepared: 07/10/15 Analyzed: 07/11/15						
Benzene	**0.0378**	0.010	mg/kg	0.040		94.6	75-125	0.0528	30	
Bromodichloromethane	**0.0409**	0.0050	mg/kg	0.040		102	75-125	4.70	30	
Bromoform	**0.0388**	0.0050	mg/kg	0.040		97.1	75-125	4.58	30	
Carbon Tetrachloride	**0.0400**	0.0050	mg/kg	0.040		100	75-125	11.6	30	
Chlorobenzene	**0.0374**	0.0050	mg/kg	0.040		93.4	75-125	3.26	30	
Chloroethane	**0.0305**	0.0050	mg/kg	0.040		76.2	75-125	1.32	30	
Chloroform	**0.0392**	0.0050	mg/kg	0.040		98.1	75-125	8.56	30	
Chloromethane	**0.0250**	0.0050	mg/kg	0.040		62.4	65-125	0.718	30	***
Dibromochloromethane	**0.0365**	0.0050	mg/kg	0.040		91.3	75-125	4.23	30	
1,4-Dichlorobenzene	**0.0365**	0.0050	mg/kg	0.040		91.4	75-125	3.55	30	
1,1-Dichloroethane	**0.0381**	0.0050	mg/kg	0.040		95.4	70-125	8.02	30	
1,2-Dichloroethane (EDC)	**0.0389**	0.0050	mg/kg	0.040		97.2	75-125	0.462	30	
trans-1,2-Dichloroethylene	**0.0408**	0.0050	mg/kg	0.040		102	75-125	6.95	30	
cis-1,2-Dichloroethylene	**0.0381**	0.0050	mg/kg	0.040		95.2	75-125	9.23	30	
1,1-Dichloroethylene	**0.0375**	0.0050	mg/kg	0.040		93.7	70-130	7.24	30	
1,2-Dichloropropane	**0.0385**	0.0050	mg/kg	0.040		96.2	75-130	1.47	30	

Viorel Vasile
Operations Manager

LABORATORY ANALYSIS RESULTS

Client: The Source Group, Inc. (SH)
Project No: 04-NDLA-007
Project Name: DFSP Norwalk Soil Remediation

AA Project No: A5331411
Date Received: 07/10/15
Date Reported: 07/17/15

Analyte	Result	Reporting Limit	Units	Spike Level	Source Result	%REC	%REC Limits	RPD	RPD Limit	Notes
VOCs, OXY & TPHG by GC/MS EPA 5035 - Quality Control										
Batch B5G1008 - EPA 5035										
LCS Dup (B5G1008-BSD1) Continued				Prepared: 07/10/15 Analyzed: 07/11/15						
cis-1,3-Dichloropropylene	**0.0376**	0.0050	mg/kg	0.040		94.1	75-125	1.66	30	
Ethylbenzene	**0.0370**	0.0020	mg/kg	0.040		92.5	75-125	3.46	30	
Methyl-tert-Butyl Ether (MTBE)	**0.0379**	0.0050	mg/kg	0.040		94.8	75-125	1.33	30	
Methylene Chloride	**0.0378**	0.050	mg/kg	0.040		94.6	75-130	1.22	30	
1,1,2,2-Tetrachloroethane	**0.0336**	0.0050	mg/kg	0.040		84.0	70-135	8.93	30	
Tetrachloroethylene (PCE)	**0.0392**	0.0050	mg/kg	0.040		98.1	75-125	3.51	30	
Toluene	**0.0347**	0.0020	mg/kg	0.040		86.7	75-125	5.22	30	
1,1,2-Trichloroethane	**0.0345**	0.0050	mg/kg	0.040		86.3	75-125	7.31	30	
1,1,1-Trichloroethane	**0.0389**	0.0050	mg/kg	0.040		97.2	75-125	7.74	30	
Trichloroethylene (TCE)	**0.0427**	0.0050	mg/kg	0.040		107	75-125	3.33	30	
Vinyl chloride	**0.0375**	0.0050	mg/kg	0.040		93.6	75-125	0.0534	30	
o-Xylene	**0.0381**	0.0020	mg/kg	0.040		95.2	75-125	2.18	30	
Surrogate: 4-Bromofluorobenzene	*0.0840*		*mg/kg*	*0.10*		*84.0*	*70-140*			
Surrogate: Dibromofluoromethane	*0.110*		*mg/kg*	*0.10*		*110*	*70-140*			
Surrogate: Toluene-d8	*0.0972*		*mg/kg*	*0.10*		*97.2*	*70-140*			
Batch B5G1009 - EPA 5035										
Blank (B5G1009-BLK1)				Prepared & Analyzed: 07/10/15						
Acetone	<0.050	0.050	mg/kg							
tert-Amyl Methyl Ether (TAME)	<0.0050	0.0050	mg/kg							
Benzene	<0.010	0.010	mg/kg							
Bromobenzene	<0.0050	0.0050	mg/kg							
Bromochloromethane	<0.0050	0.0050	mg/kg							
Bromodichloromethane	<0.0050	0.0050	mg/kg							
Bromoform	<0.0050	0.0050	mg/kg							
Bromomethane	<0.0050	0.0050	mg/kg							
2-Butanone (MEK)	<0.050	0.050	mg/kg							
tert-Butyl alcohol (TBA)	<0.020	0.020	mg/kg							
sec-Butylbenzene	<0.0050	0.0050	mg/kg							
tert-Butylbenzene	<0.0050	0.0050	mg/kg							
n-Butylbenzene	<0.0050	0.0050	mg/kg							
Carbon Disulfide	<0.0050	0.0050	mg/kg							

Viorel Vasile
Operations Manager

LABORATORY ANALYSIS RESULTS

Client: The Source Group, Inc. (SH)
Project No: 04-NDLA-007
Project Name: DFSP Norwalk Soil Remediation

AA Project No: A5331411
Date Received: 07/10/15
Date Reported: 07/17/15

Analyte	Result	Reporting Limit	Units	Spike Level	Source Result	%REC	%REC Limits	RPD	RPD Limit	Notes
VOCs, OXY & TPHG by GC/MS EPA 5035 - Quality Control										
Batch B5G1009 - EPA 5035										
Blank (B5G1009-BLK1) Continued				Prepared & Analyzed: 07/10/15						
Carbon Tetrachloride	<0.0050	0.0050	mg/kg							
Chlorobenzene	<0.0050	0.0050	mg/kg							
Chloroethane	<0.0050	0.0050	mg/kg							
Chloroform	<0.0050	0.0050	mg/kg							
Chloromethane	<0.0050	0.0050	mg/kg							
2-Chlorotoluene	<0.0050	0.0050	mg/kg							
4-Chlorotoluene	<0.0050	0.0050	mg/kg							
1,2-Dibromo-3-chloropropane	<0.010	0.010	mg/kg							
Dibromochloromethane	<0.0050	0.0050	mg/kg							
1,2-Dibromoethane (EDB)	<0.0050	0.0050	mg/kg							
Dibromomethane	<0.0050	0.0050	mg/kg							
1,4-Dichlorobenzene	<0.0050	0.0050	mg/kg							
1,3-Dichlorobenzene	<0.0050	0.0050	mg/kg							
1,2-Dichlorobenzene	<0.0050	0.0050	mg/kg							
Dichlorodifluoromethane (R12)	<0.0050	0.0050	mg/kg							
1,1-Dichloroethane	<0.0050	0.0050	mg/kg							
1,2-Dichloroethane (EDC)	<0.0050	0.0050	mg/kg							
trans-1,2-Dichloroethylene	<0.0050	0.0050	mg/kg							
cis-1,2-Dichloroethylene	<0.0050	0.0050	mg/kg							
1,1-Dichloroethylene	<0.0050	0.0050	mg/kg							
2,2-Dichloropropane	<0.0050	0.0050	mg/kg							
1,3-Dichloropropane	<0.0050	0.0050	mg/kg							
1,2-Dichloropropane	<0.0050	0.0050	mg/kg							
trans-1,3-Dichloropropylene	<0.0050	0.0050	mg/kg							
1,1-Dichloropropylene	<0.0050	0.0050	mg/kg							
cis-1,3-Dichloropropylene	<0.0050	0.0050	mg/kg							
Diisopropyl ether (DIPE)	<0.0050	0.0050	mg/kg							
Ethylbenzene	<0.0020	0.0020	mg/kg							
Ethyl-tert-Butyl Ether (ETBE)	<0.0050	0.0050	mg/kg							
Gasoline Range Organics (GRO)	<0.50	0.50	mg/kg							
Hexachlorobutadiene	<0.010	0.010	mg/kg							

Viorel Vasile
Operations Manager

LABORATORY ANALYSIS RESULTS

Client: The Source Group, Inc. (SH)
Project No: 04-NDLA-007
Project Name: DFSP Norwalk Soil Remediation

AA Project No: A5331411
Date Received: 07/10/15
Date Reported: 07/17/15

Analyte	Result	Reporting Limit	Units	Spike Level	Source Result	%REC	%REC Limits	RPD	RPD Limit	Notes
VOCs, OXY & TPHG by GC/MS EPA 5035 - Quality Control										
Batch B5G1009 - EPA 5035										
Blank (B5G1009-BLK1) Continued				Prepared & Analyzed: 07/10/15						
2-Hexanone (MBK)	<0.050	0.050	mg/kg							
Isopropylbenzene	<0.0050	0.0050	mg/kg							
4-Isopropyltoluene	<0.0050	0.0050	mg/kg							
Methyl-tert-Butyl Ether (MTBE)	<0.0050	0.0050	mg/kg							
Methylene Chloride	<0.050	0.050	mg/kg							
4-Methyl-2-pentanone (MIBK)	<0.050	0.050	mg/kg							
Naphthalene	<0.010	0.010	mg/kg							
n-Propylbenzene	<0.0050	0.0050	mg/kg							
Styrene	<0.0050	0.0050	mg/kg							
1,1,1,2-Tetrachloroethane	<0.0050	0.0050	mg/kg							
1,1,2,2-Tetrachloroethane	<0.0050	0.0050	mg/kg							
Tetrachloroethylene (PCE)	<0.0050	0.0050	mg/kg							
Toluene	<0.0020	0.0020	mg/kg							
1,2,4-Trichlorobenzene	<0.0050	0.0050	mg/kg							
1,2,3-Trichlorobenzene	<0.0050	0.0050	mg/kg							
1,1,2-Trichloroethane	<0.0050	0.0050	mg/kg							
1,1,1-Trichloroethane	<0.0050	0.0050	mg/kg							
Trichloroethylene (TCE)	<0.0050	0.0050	mg/kg							
Trichlorofluoromethane (R11)	<0.0050	0.0050	mg/kg							
1,2,3-Trichloropropane	<0.0050	0.0050	mg/kg							
1,1,2-Trichloro-1,2,2-trifluoroethane (R113)	<0.0050	0.0050	mg/kg							
1,3,5-Trimethylbenzene	<0.0050	0.0050	mg/kg							
1,2,4-Trimethylbenzene	<0.0050	0.0050	mg/kg							
Vinyl chloride	<0.0050	0.0050	mg/kg							
o-Xylene	<0.0020	0.0020	mg/kg							
m,p-Xylenes	<0.0020	0.0020	mg/kg							
Surrogate: 4-Bromofluorobenzene	*0.113*		*mg/kg*	*0.10*		*113*	*70-140*			
Surrogate: Dibromofluoromethane	*0.105*		*mg/kg*	*0.10*		*105*	*70-140*			
Surrogate: Toluene-d8	*0.112*		*mg/kg*	*0.10*		*112*	*70-140*			
LCS (B5G1009-BS1)				Prepared & Analyzed: 07/10/15						

Viorel Vasile
Operations Manager

LABORATORY ANALYSIS RESULTS

Client: The Source Group, Inc. (SH)
Project No: 04-NDLA-007
Project Name: DFSP Norwalk Soil Remediation

AA Project No: A5331411
Date Received: 07/10/15
Date Reported: 07/17/15

Analyte	Result	Reporting Limit	Units	Spike Level	Source Result	%REC	%REC Limits	RPD	RPD Limit	Notes
VOCs, OXY & TPHG by GC/MS EPA 5035 - Quality Control										
Batch B5G1009 - EPA 5035										
LCS (B5G1009-BS1) Continued				Prepared & Analyzed: 07/10/15						
Benzene	**0.0501**	0.010	mg/kg	0.040		125	75-125			
Bromodichloromethane	**0.0404**	0.0050	mg/kg	0.040		101	75-125			
Bromoform	**0.0331**	0.0050	mg/kg	0.040		82.6	75-125			
Carbon Tetrachloride	**0.0363**	0.0050	mg/kg	0.040		90.7	75-125			
Chlorobenzene	**0.0383**	0.0050	mg/kg	0.040		95.8	75-125			
Chloroethane	**0.0465**	0.0050	mg/kg	0.040		116	75-125			
Chloroform	**0.0395**	0.0050	mg/kg	0.040		98.7	75-125			
Chloromethane	**0.0441**	0.0050	mg/kg	0.040		110	65-125			
Dibromochloromethane	**0.0342**	0.0050	mg/kg	0.040		85.4	75-125			
1,4-Dichlorobenzene	**0.0388**	0.0050	mg/kg	0.040		97.1	75-125			
1,1-Dichloroethane	**0.0443**	0.0050	mg/kg	0.040		111	70-125			
1,2-Dichloroethane (EDC)	**0.0367**	0.0050	mg/kg	0.040		91.8	75-125			
trans-1,2-Dichloroethylene	**0.0475**	0.0050	mg/kg	0.040		119	75-125			
cis-1,2-Dichloroethylene	**0.0448**	0.0050	mg/kg	0.040		112	75-125			
1,1-Dichloroethylene	**0.0426**	0.0050	mg/kg	0.040		106	70-130			
1,2-Dichloropropane	**0.0498**	0.0050	mg/kg	0.040		124	75-130			
cis-1,3-Dichloropropylene	**0.0438**	0.0050	mg/kg	0.040		109	75-125			
Ethylbenzene	**0.0387**	0.0020	mg/kg	0.040		96.8	75-125			
Methyl-tert-Butyl Ether (MTBE)	**0.0425**	0.0050	mg/kg	0.040		106	75-125			
Methylene Chloride	**0.0498**	0.050	mg/kg	0.040		124	75-130			
1,1,2,2-Tetrachloroethane	**0.0448**	0.0050	mg/kg	0.040		112	70-135			
Tetrachloroethylene (PCE)	**0.0323**	0.0050	mg/kg	0.040		80.8	75-125			
Toluene	**0.0358**	0.0020	mg/kg	0.040		89.5	75-125			
1,1,2-Trichloroethane	**0.0415**	0.0050	mg/kg	0.040		104	75-125			
1,1,1-Trichloroethane	**0.0362**	0.0050	mg/kg	0.040		90.6	75-125			
Trichloroethylene (TCE)	**0.0408**	0.0050	mg/kg	0.040		102	75-125			
Vinyl chloride	**0.0372**	0.0050	mg/kg	0.040		93.0	75-125			
o-Xylene	**0.0402**	0.0020	mg/kg	0.040		101	75-125			
Surrogate: 4-Bromofluorobenzene	*0.108*		*mg/kg*	*0.10*		*108*	*70-140*			
Surrogate: Dibromofluoromethane	*0.111*		*mg/kg*	*0.10*		*111*	*70-140*			
Surrogate: Toluene-d8	*0.104*		*mg/kg*	*0.10*		*104*	*70-140*			

Viorel Vasile
Operations Manager

LABORATORY ANALYSIS RESULTS

Client: The Source Group, Inc. (SH)
Project No: 04-NDLA-007
Project Name: DFSP Norwalk Soil Remediation

AA Project No: A5331411
Date Received: 07/10/15
Date Reported: 07/17/15

Analyte	Result	Reporting Limit	Units	Spike Level	Source Result	%REC	%REC Limits	RPD	RPD Limit	Notes
VOCs, OXY & TPHG by GC/MS EPA 5035 - Quality Control										
Batch B5G1009 - EPA 5035										
LCS Dup (B5G1009-BSD1)				Prepared & Analyzed: 07/10/15						
Benzene	**0.0527**	0.010	mg/kg	0.040		132	75-125	4.94	30	**
Bromodichloromethane	**0.0462**	0.0050	mg/kg	0.040		115	75-125	13.2	30	
Bromoform	**0.0341**	0.0050	mg/kg	0.040		85.2	75-125	3.04	30	
Carbon Tetrachloride	**0.0383**	0.0050	mg/kg	0.040		95.7	75-125	5.31	30	
Chlorobenzene	**0.0379**	0.0050	mg/kg	0.040		94.8	75-125	1.05	30	
Chloroethane	**0.0467**	0.0050	mg/kg	0.040		117	75-125	0.386	30	
Chloroform	**0.0434**	0.0050	mg/kg	0.040		108	75-125	9.37	30	
Chloromethane	**0.0475**	0.0050	mg/kg	0.040		119	65-125	7.38	30	
Dibromochloromethane	**0.0368**	0.0050	mg/kg	0.040		92.0	75-125	7.33	30	
1,4-Dichlorobenzene	**0.0383**	0.0050	mg/kg	0.040		95.7	75-125	1.50	30	
1,1-Dichloroethane	**0.0481**	0.0050	mg/kg	0.040		120	70-125	8.27	30	
1,2-Dichloroethane (EDC)	**0.0440**	0.0050	mg/kg	0.040		110	75-125	18.0	30	
trans-1,2-Dichloroethylene	**0.0475**	0.0050	mg/kg	0.040		119	75-125	0.0842	30	
cis-1,2-Dichloroethylene	**0.0478**	0.0050	mg/kg	0.040		120	75-125	6.56	30	
1,1-Dichloroethylene	**0.0408**	0.0050	mg/kg	0.040		102	70-130	4.41	30	
1,2-Dichloropropane	**0.0554**	0.0050	mg/kg	0.040		138	75-130	10.6	30	**
cis-1,3-Dichloropropylene	**0.0471**	0.0050	mg/kg	0.040		118	75-125	7.26	30	
Ethylbenzene	**0.0367**	0.0020	mg/kg	0.040		91.8	75-125	5.31	30	
Methyl-tert-Butyl Ether (MTBE)	**0.0483**	0.0050	mg/kg	0.040		121	75-125	12.9	30	
Methylene Chloride	**0.0538**	0.050	mg/kg	0.040		135	75-130	7.88	30	**
1,1,2,2-Tetrachloroethane	**0.0491**	0.0050	mg/kg	0.040		123	70-135	9.16	30	
Tetrachloroethylene (PCE)	**0.0310**	0.0050	mg/kg	0.040		77.6	75-125	4.04	30	
Toluene	**0.0355**	0.0020	mg/kg	0.040		88.7	75-125	0.898	30	
1,1,2-Trichloroethane	**0.0429**	0.0050	mg/kg	0.040		107	75-125	3.32	30	
1,1,1-Trichloroethane	**0.0387**	0.0050	mg/kg	0.040		96.6	75-125	6.46	30	
Trichloroethylene (TCE)	**0.0429**	0.0050	mg/kg	0.040		107	75-125	4.83	30	
Vinyl chloride	**0.0393**	0.0050	mg/kg	0.040		98.3	75-125	5.54	30	
o-Xylene	**0.0382**	0.0020	mg/kg	0.040		95.5	75-125	5.15	30	
Surrogate: 4-Bromofluorobenzene	*0.110*		*mg/kg*	*0.10*		*110*	*70-140*			
Surrogate: Dibromofluoromethane	*0.124*		*mg/kg*	*0.10*		*124*	*70-140*			
Surrogate: Toluene-d8	*0.104*		*mg/kg*	*0.10*		*104*	*70-140*			

Viorel Vasile
Operations Manager

LABORATORY ANALYSIS RESULTS

Client: The Source Group, Inc. (SH)
Project No: 04-NDLA-007
Project Name: DFSP Norwalk Soil Remediation

AA Project No: A5331411
Date Received: 07/10/15
Date Reported: 07/17/15

Analyte	Result	Reporting Limit	Units	Spike Level	Source Result	%REC	%REC Limits	RPD	RPD Limit	Notes
VOCs, OXY & TPHG by GC/MS EPA 5035 - Quality Control										
Batch B5G1310 - EPA 5035										
Blank (B5G1310-BLK1)				Prepared & Analyzed: 07/13/15						
Acetone	<0.050	0.050	mg/kg							
tert-Amyl Methyl Ether (TAME)	<0.0050	0.0050	mg/kg							
Benzene	<0.010	0.010	mg/kg							
Bromobenzene	<0.0050	0.0050	mg/kg							
Bromochloromethane	<0.0050	0.0050	mg/kg							
Bromodichloromethane	<0.0050	0.0050	mg/kg							
Bromoform	<0.0050	0.0050	mg/kg							
Bromomethane	<0.0050	0.0050	mg/kg							
2-Butanone (MEK)	<0.050	0.050	mg/kg							
tert-Butyl alcohol (TBA)	<0.020	0.020	mg/kg							
sec-Butylbenzene	<0.0050	0.0050	mg/kg							
tert-Butylbenzene	<0.0050	0.0050	mg/kg							
n-Butylbenzene	<0.0050	0.0050	mg/kg							
Carbon Disulfide	<0.0050	0.0050	mg/kg							
Carbon Tetrachloride	<0.0050	0.0050	mg/kg							
Chlorobenzene	<0.0050	0.0050	mg/kg							
Chloroethane	<0.0050	0.0050	mg/kg							
Chloroform	<0.0050	0.0050	mg/kg							
Chloromethane	<0.0050	0.0050	mg/kg							
2-Chlorotoluene	<0.0050	0.0050	mg/kg							
4-Chlorotoluene	<0.0050	0.0050	mg/kg							
1,2-Dibromo-3-chloropropane	<0.010	0.010	mg/kg							
Dibromochloromethane	<0.0050	0.0050	mg/kg							
1,2-Dibromoethane (EDB)	<0.0050	0.0050	mg/kg							
Dibromomethane	<0.0050	0.0050	mg/kg							
1,4-Dichlorobenzene	<0.0050	0.0050	mg/kg							
1,3-Dichlorobenzene	<0.0050	0.0050	mg/kg							
1,2-Dichlorobenzene	<0.0050	0.0050	mg/kg							
Dichlorodifluoromethane (R12)	<0.0050	0.0050	mg/kg							
1,1-Dichloroethane	<0.0050	0.0050	mg/kg							
1,2-Dichloroethane (EDC)	<0.0050	0.0050	mg/kg							
trans-1,2-Dichloroethylene	<0.0050	0.0050	mg/kg							

Viorel Vasile
Operations Manager

LABORATORY ANALYSIS RESULTS

Client: The Source Group, Inc. (SH)
Project No: 04-NDLA-007
Project Name: DFSP Norwalk Soil Remediation

AA Project No: A5331411
Date Received: 07/10/15
Date Reported: 07/17/15

Analyte	Result	Reporting Limit	Units	Spike Level	Source Result	%REC	%REC Limits	RPD	RPD Limit	Notes
VOCs, OXY & TPHG by GC/MS EPA 5035 - Quality Control										
Batch B5G1310 - EPA 5035										
Blank (B5G1310-BLK1) Continued				Prepared & Analyzed: 07/13/15						
cis-1,2-Dichloroethylene	<0.0050	0.0050	mg/kg							
1,1-Dichloroethylene	<0.0050	0.0050	mg/kg							
2,2-Dichloropropane	<0.0050	0.0050	mg/kg							
1,3-Dichloropropane	<0.0050	0.0050	mg/kg							
1,2-Dichloropropane	<0.0050	0.0050	mg/kg							
trans-1,3-Dichloropropylene	<0.0050	0.0050	mg/kg							
1,1-Dichloropropylene	<0.0050	0.0050	mg/kg							
cis-1,3-Dichloropropylene	<0.0050	0.0050	mg/kg							
Diisopropyl ether (DIPE)	<0.0050	0.0050	mg/kg							
Ethylbenzene	<0.0020	0.0020	mg/kg							
Ethyl-tert-Butyl Ether (ETBE)	<0.0050	0.0050	mg/kg							
Gasoline Range Organics (GRO)	<0.50	0.50	mg/kg							
Hexachlorobutadiene	<0.010	0.010	mg/kg							
2-Hexanone (MBK)	<0.050	0.050	mg/kg							
Isopropylbenzene	<0.0050	0.0050	mg/kg							
4-Isopropyltoluene	<0.0050	0.0050	mg/kg							
Methyl-tert-Butyl Ether (MTBE)	<0.0050	0.0050	mg/kg							
Methylene Chloride	<0.050	0.050	mg/kg							
4-Methyl-2-pentanone (MIBK)	<0.050	0.050	mg/kg							
Naphthalene	<0.010	0.010	mg/kg							
n-Propylbenzene	<0.0050	0.0050	mg/kg							
Styrene	<0.0050	0.0050	mg/kg							
1,1,1,2-Tetrachloroethane	<0.0050	0.0050	mg/kg							
1,1,2,2-Tetrachloroethane	<0.0050	0.0050	mg/kg							
Tetrachloroethylene (PCE)	<0.0050	0.0050	mg/kg							
Toluene	<0.0020	0.0020	mg/kg							
1,2,4-Trichlorobenzene	<0.0050	0.0050	mg/kg							
1,2,3-Trichlorobenzene	<0.0050	0.0050	mg/kg							
1,1,2-Trichloroethane	<0.0050	0.0050	mg/kg							
1,1,1-Trichloroethane	<0.0050	0.0050	mg/kg							
Trichloroethylene (TCE)	<0.0050	0.0050	mg/kg							

Viorel Vasile
Operations Manager

LABORATORY ANALYSIS RESULTS

Client: The Source Group, Inc. (SH)
Project No: 04-NDLA-007
Project Name: DFSP Norwalk Soil Remediation

AA Project No: A5331411
Date Received: 07/10/15
Date Reported: 07/17/15

Analyte	Result	Reporting Limit	Units	Spike Level	Source Result	%REC	%REC Limits	RPD	RPD Limit	Notes
VOCs, OXY & TPHG by GC/MS EPA 5035 - Quality Control										
Batch B5G1310 - EPA 5035										
Blank (B5G1310-BLK1) Continued				Prepared & Analyzed: 07/13/15						
Trichlorofluoromethane (R11)	<0.0050	0.0050	mg/kg							
1,2,3-Trichloropropane	<0.0050	0.0050	mg/kg							
1,1,2-Trichloro-1,2,2-trifluoroethane (R113)	<0.0050	0.0050	mg/kg							
1,3,5-Trimethylbenzene	<0.0050	0.0050	mg/kg							
1,2,4-Trimethylbenzene	<0.0050	0.0050	mg/kg							
Vinyl chloride	<0.0050	0.0050	mg/kg							
o-Xylene	<0.0020	0.0020	mg/kg							
m,p-Xylenes	<0.0020	0.0020	mg/kg							
Surrogate: 4-Bromofluorobenzene	*0.0992*		*mg/kg*	*0.10*		*99.2*	*70-140*			
Surrogate: Dibromofluoromethane	*0.0993*		*mg/kg*	*0.10*		*99.3*	*70-140*			
Surrogate: Toluene-d8	*0.0992*		*mg/kg*	*0.10*		*99.2*	*70-140*			
LCS (B5G1310-BS1)				Prepared & Analyzed: 07/13/15						
Benzene	**0.0365**	0.010	mg/kg	0.040		91.4	75-125			
Bromodichloromethane	**0.0370**	0.0050	mg/kg	0.040		92.4	75-125			
Bromoform	**0.0514**	0.0050	mg/kg	0.040		129	75-125			**
Carbon Tetrachloride	**0.0395**	0.0050	mg/kg	0.040		98.7	75-125			
Chlorobenzene	**0.0450**	0.0050	mg/kg	0.040		113	75-125			
Chloroethane	**0.0308**	0.0050	mg/kg	0.040		77.0	75-125			
Chloroform	**0.0345**	0.0050	mg/kg	0.040		86.3	75-125			
Chloromethane	**0.0419**	0.0050	mg/kg	0.040		105	65-125			
Dibromochloromethane	**0.0474**	0.0050	mg/kg	0.040		119	75-125			
1,4-Dichlorobenzene	**0.0431**	0.0050	mg/kg	0.040		108	75-125			
1,1-Dichloroethane	**0.0359**	0.0050	mg/kg	0.040		89.7	70-125			
1,2-Dichloroethane (EDC)	**0.0369**	0.0050	mg/kg	0.040		92.4	75-125			
trans-1,2-Dichloroethylene	**0.0391**	0.0050	mg/kg	0.040		97.6	75-125			
cis-1,2-Dichloroethylene	**0.0382**	0.0050	mg/kg	0.040		95.4	75-125			
1,1-Dichloroethylene	**0.0353**	0.0050	mg/kg	0.040		88.2	70-130			
1,2-Dichloropropane	**0.0355**	0.0050	mg/kg	0.040		88.6	75-130			
cis-1,3-Dichloropropylene	**0.0385**	0.0050	mg/kg	0.040		96.2	75-125			
Ethylbenzene	**0.0434**	0.0020	mg/kg	0.040		108	75-125			

Viorel Vasile
Operations Manager

LABORATORY ANALYSIS RESULTS

Client: The Source Group, Inc. (SH)
Project No: 04-NDLA-007
Project Name: DFSP Norwalk Soil Remediation

AA Project No: A5331411
Date Received: 07/10/15
Date Reported: 07/17/15

Analyte	Result	Reporting Limit	Units	Spike Level	Source Result	%REC	%REC Limits	RPD	RPD Limit	Notes
VOCs, OXY & TPHG by GC/MS EPA 5035 - Quality Control										
Batch B5G1310 - EPA 5035										
LCS (B5G1310-BS1) Continued				Prepared & Analyzed: 07/13/15						
Methyl-tert-Butyl Ether (MTBE)	**0.0377**	0.0050	mg/kg	0.040		94.4	75-125			
Methylene Chloride	**0.0330**	0.050	mg/kg	0.040		82.6	75-130			
1,1,2,2-Tetrachloroethane	**0.0422**	0.0050	mg/kg	0.040		105	70-135			
Tetrachloroethylene (PCE)	**0.0467**	0.0050	mg/kg	0.040		117	75-125			
Toluene	**0.0412**	0.0020	mg/kg	0.040		103	75-125			
1,1,2-Trichloroethane	**0.0434**	0.0050	mg/kg	0.040		109	75-125			
1,1,1-Trichloroethane	**0.0376**	0.0050	mg/kg	0.040		94.1	75-125			
Trichloroethylene (TCE)	**0.0380**	0.0050	mg/kg	0.040		95.1	75-125			
Vinyl chloride	**0.0354**	0.0050	mg/kg	0.040		88.4	75-125			
o-Xylene	**0.0413**	0.0020	mg/kg	0.040		103	75-125			
Surrogate: 4-Bromofluorobenzene	*0.0989*		*mg/kg*	*0.10*		*98.9*	*70-140*			
Surrogate: Dibromofluoromethane	*0.0793*		*mg/kg*	*0.10*		*79.3*	*70-140*			
Surrogate: Toluene-d8	*0.101*		*mg/kg*	*0.10*		*101*	*70-140*			
LCS Dup (B5G1310-BSD1)				Prepared & Analyzed: 07/13/15						
Benzene	**0.0327**	0.010	mg/kg	0.040		81.8	75-125	11.0	30	
Bromodichloromethane	**0.0335**	0.0050	mg/kg	0.040		83.8	75-125	9.76	30	
Bromoform	**0.0519**	0.0050	mg/kg	0.040		130	75-125	0.890	30	**
Carbon Tetrachloride	**0.0361**	0.0050	mg/kg	0.040		90.2	75-125	9.00	30	
Chlorobenzene	**0.0432**	0.0050	mg/kg	0.040		108	75-125	4.08	30	
Chloroethane	**0.0301**	0.0050	mg/kg	0.040		75.4	75-125	2.17	30	
Chloroform	**0.0310**	0.0050	mg/kg	0.040		77.4	75-125	10.8	30	
Chloromethane	**0.0446**	0.0050	mg/kg	0.040		112	65-125	6.34	30	
Dibromochloromethane	**0.0473**	0.0050	mg/kg	0.040		118	75-125	0.211	30	
1,4-Dichlorobenzene	**0.0425**	0.0050	mg/kg	0.040		106	75-125	1.54	30	
1,1-Dichloroethane	**0.0310**	0.0050	mg/kg	0.040		77.6	70-125	14.5	30	
1,2-Dichloroethane (EDC)	**0.0309**	0.0050	mg/kg	0.040		77.2	75-125	17.9	30	
trans-1,2-Dichloroethylene	**0.0353**	0.0050	mg/kg	0.040		88.3	75-125	10.1	30	
cis-1,2-Dichloroethylene	**0.0361**	0.0050	mg/kg	0.040		90.4	75-125	5.49	30	
1,1-Dichloroethylene	**0.0316**	0.0050	mg/kg	0.040		78.9	70-130	11.1	30	
1,2-Dichloropropane	**0.0311**	0.0050	mg/kg	0.040		77.6	75-130	13.2	30	
cis-1,3-Dichloropropylene	**0.0351**	0.0050	mg/kg	0.040		87.8	75-125	9.19	30	

Viorel Vasile
Operations Manager

LABORATORY ANALYSIS RESULTS

Client: The Source Group, Inc. (SH)
Project No: 04-NDLA-007
Project Name: DFSP Norwalk Soil Remediation

AA Project No: A5331411
Date Received: 07/10/15
Date Reported: 07/17/15

Analyte	Result	Reporting Limit	Units	Spike Level	Source Result	%REC	%REC Limits	RPD	RPD Limit	Notes
VOCs, OXY & TPHG by GC/MS EPA 5035 - Quality Control										
Batch B5G1310 - EPA 5035										
LCS Dup (B5G1310-BSD1) Continued				Prepared & Analyzed: 07/13/15						
Ethylbenzene	**0.0409**	0.0020	mg/kg	0.040		102	75-125	5.93	30	
Methyl-tert-Butyl Ether (MTBE)	**0.0342**	0.0050	mg/kg	0.040		85.5	75-125	9.84	30	
Methylene Chloride	**0.0307**	0.050	mg/kg	0.040		76.7	75-130	7.35	30	
1,1,2,2-Tetrachloroethane	**0.0396**	0.0050	mg/kg	0.040		99.1	70-135	6.16	30	
Tetrachloroethylene (PCE)	**0.0461**	0.0050	mg/kg	0.040		115	75-125	1.16	30	
Toluene	**0.0384**	0.0020	mg/kg	0.040		96.0	75-125	6.94	30	
1,1,2-Trichloroethane	**0.0418**	0.0050	mg/kg	0.040		105	75-125	3.75	30	
1,1,1-Trichloroethane	**0.0343**	0.0050	mg/kg	0.040		85.6	75-125	9.40	30	
Trichloroethylene (TCE)	**0.0356**	0.0050	mg/kg	0.040		89.0	75-125	6.63	30	
Vinyl chloride	**0.0388**	0.0050	mg/kg	0.040		97.1	75-125	9.32	30	
o-Xylene	**0.0399**	0.0020	mg/kg	0.040		99.6	75-125	3.65	30	
Surrogate: 4-Bromofluorobenzene	*0.0942*		*mg/kg*	*0.10*		*94.2*	*70-140*			
Surrogate: Dibromofluoromethane	*0.0690*		*mg/kg*	*0.10*		*69.0*	*70-140*			*S-GC*
Surrogate: Toluene-d8	*0.0984*		*mg/kg*	*0.10*		*98.4*	*70-140*			
Carbon Chain by GC/FID - Quality Control										
Batch B5G1311 - EPA 3550B										
Blank (B5G1311-BLK1)				Prepared: 07/13/15 Analyzed: 07/14/15						
C13-C22	<10	10	mg/kg							
C23-C32	<10	10	mg/kg							
C33-C44	<10	10	mg/kg							
Surrogate: o-Terphenyl	*10.5*		*mg/kg*	*10*		*105*	*50-150*			
LCS (B5G1311-BS1)				Prepared: 07/13/15 Analyzed: 07/14/15						
Diesel Range Organics as Diesel	**216**	10	mg/kg	200		108	70-130			
Surrogate: o-Terphenyl	*10.5*		*mg/kg*	*10*		*105*	*50-150*			
LCS Dup (B5G1311-BSD1)				Prepared: 07/13/15 Analyzed: 07/14/15						
Diesel Range Organics as Diesel	**210**	10	mg/kg	200		105	70-130	2.73	40	
Surrogate: o-Terphenyl	*10.0*		*mg/kg*	*10*		*100*	*50-150*			
Matrix Spike (B5G1311-MS1)				**Source: 5G10023-04**	Prepared: 07/13/15 Analyzed: 07/14/15					
Diesel Range Organics as Diesel	**237**	10	mg/kg	200		118	60-140			

Viorel Vasile
Operations Manager

LABORATORY ANALYSIS RESULTS

Client: The Source Group, Inc. (SH)
Project No: 04-NDLA-007
Project Name: DFSP Norwalk Soil Remediation

AA Project No: A5331411
Date Received: 07/10/15
Date Reported: 07/17/15

Analyte	Result	Reporting Limit	Units	Spike Level	Source Result	%REC	%REC Limits	RPD	RPD Limit	Notes
Carbon Chain by GC/FID - Quality Control										
Batch B5G1311 - EPA 3550B										
Matrix Spike (B5G1311-MS1) Continued			**Source: 5G10023-04**	Prepared: 07/13/15			Analyzed: 07/14/15			
Surrogate: o-Terphenyl	*11.8*		*mg/kg*	*10*		*118*	*50-150*			
Matrix Spike Dup (B5G1311-MSD1)			**Source: 5G10023-04**	Prepared: 07/13/15			Analyzed: 07/14/15			
Diesel Range Organics as Diesel	**204**	10	mg/kg	200		102	60-140	15.2	40	
Surrogate: o-Terphenyl	*9.99*		*mg/kg*	*10*		*99.9*	*50-150*			
Batch B5G1312 - EPA 3550B										
Blank (B5G1312-BLK1)				Prepared: 07/13/15			Analyzed: 07/14/15			
C13-C22	<10	10	mg/kg							
C23-C32	<10	10	mg/kg							
C33-C44	<10	10	mg/kg							
Surrogate: o-Terphenyl	*8.69*		*mg/kg*	*10*		*86.9*	*50-150*			
LCS (B5G1312-BS1)				Prepared: 07/13/15			Analyzed: 07/14/15			
Diesel Range Organics as Diesel	**187**	10	mg/kg	200		93.3	70-130			
Surrogate: o-Terphenyl	*10.4*		*mg/kg*	*10*		*104*	*50-150*			
LCS Dup (B5G1312-BSD1)				Prepared: 07/13/15			Analyzed: 07/14/15			
Diesel Range Organics as Diesel	**186**	10	mg/kg	200		93.0	70-130	0.330	40	
Surrogate: o-Terphenyl	*9.96*		*mg/kg*	*10*		*99.6*	*50-150*			
Matrix Spike (B5G1312-MS1)			**Source: 5G10023-30**	Prepared: 07/13/15			Analyzed: 07/14/15			
Diesel Range Organics as Diesel	**190**	10	mg/kg	200		94.8	60-140			
Surrogate: o-Terphenyl	*10.1*		*mg/kg*	*10*		*101*	*50-150*			
Matrix Spike Dup (B5G1312-MSD1)			**Source: 5G10023-30**	Prepared: 07/13/15			Analyzed: 07/14/15			
Diesel Range Organics as Diesel	**190**	10	mg/kg	200		94.8	60-140	0.0125	40	
Surrogate: o-Terphenyl	*10.6*		*mg/kg*	*10*		*106*	*50-150*			

Viorel Vasile
Operations Manager

LABORATORY ANALYSIS RESULTS

Client:	The Source Group, Inc. (SH)	**AA Project No:**	A5331411
Project No:	04-NDLA-007	**Date Received:**	07/10/15
Project Name:	DFSP Norwalk Soil Remediation	**Date Reported:**	07/17/15

Special Notes

[1] = ****** : Exceeds upper control limit

[2] = ******* : Exceeds lower control limit

[3] = **S-GC** : Surrogate recovery outside of control limits. The data was accepted based on valid recovery of the remaining surrogate(s).

Gasoline Range Organics (GRO) concentration represents the C4-C12 carbon range.

Viorel Vasile
Operations Manager

AMERICAN ANALYTICS CHAIN-OF-CUSTODY RECORD

9765 ETON AVE., CHATSWORTH, CA 91311
Tel: 818-998-5547 FAX: 818-998-7258

A.A. COC No.: 122955
70043550
Page 1 of 3

Client: The Source Group Inc	Project Name / No.: 04-NDLA-007	Sampler's Name: Deryck Roberts	
Project Manager: Neil Irish / Ken Wall	Site Address: 15306 Norwalk Blvd	Sampler's Signature:	
Phone: 562-597-1055	City: Norwalk	P.O. No.: 04-NDLA-007	
Fax: 562-597-1070	State & Zip: CA 90650	Quote No.:	

TAT Turnaround Codes **

(1) = Same Day Rush
(2) = 24 Hour Rush
(3) = 48 Hour Rush
(4) = 72 Hour Rush
(5) = 5 Day Rush
X = 10 Working Days (Standard TAT)

ANALYSIS REQUESTED (Test Name)

Client I.D.	A.A. I.D.	Date	Time	Sample Matrix	No. of Cont	TPH Carbon Chain 8015	VOCs, 8260	GRO by 8015 using Na HDO4 method									Special Instructions
						Please enter the TAT Turnaround Codes ** below											
EX-15-E1-1	5G10023-01	7/9/15		SOIL	4	X	X										
EX-15-E1-4	2					X	X										
EX-15-E2-1	3					X	X										
EX-15-E2-4	4					X	X										
EX-15-E3-1	5					X	X										
EX-15-E3-4	6					X	X										
EX-15-E4-1	7					X	X										
EX-15-E4-4	8					X	X										
EX-15-S1-1	9					X	X										
EX-15-S1-4	10					X	X										
EX-15-S2-1	11					X	X										
EX-15-S2-4	12					X	X										
EX-15-S3-1	13					X	X										10 JUL 15 10:45 43
EX-15-S3-4	14					X	X										
EX-15-W1-1	15					X	X										

For Laboratory Use	Relinquished by	Date	Time	Received by
REVIEWED Date 7/10/15 Time 1200 TAT N Days Sign:		7/10/15	930	
		7/10/15	1045	
A.A. Project No.: A5331H11 / 5G10023	Relinquished by	Date	Time	Received by

Note: By relinquishing samples to American Analytics, client agrees to pay for the services requested on this chain of custody form and any additional client-requested analyses performed on this project. Payment for services is due within 30 days from the date of invoice. Sample(s) will be disposed of after 45 days following the submittal of the sample(s) to American Analytics.

AMERICAN ANALYTICS CHAIN-OF-CUSTODY RECORD

9765 ETON AVE., CHATSWORTH, CA 91311
Tel: 818-998-5547 FAX: 818-998-7258

A.A. COC No.: 122956
70043551

Client: The Source Group Inc	Project Name / No.: 04-NDLA-007	Sampler's Name: Deryck Roberts	
Project Manager: Neil Irish / Ken Wall	Site Address: 15306 Norwalk Blvd	Sampler's Signature:	
Phone: 562-597-1055	City: Norwalk	P.O. No.: 04-NDLA-007	
Fax: 562-597-1070	State & Zip: CA 90650	Quote No.:	

TAT Turnaround Codes **

(1) = Same Day Rush
(2) = 24 Hour Rush
(3) = 48 Hour Rush
(4) = 72 Hour Rush
(5) = 5 Day Rush
X = 10 Working Days (Standard TAT)

ANALYSIS REQUESTED (Test Name)

Please enter the TAT Turnaround Codes ** below

Client I.D.	A.A. I.D.	Date	Time	Sample Matrix	No. of Cont	TPH Carbon Chain Range (C6-C44) GRO by 8015 using Natbow Method		Special Instructions
EX-15-W1-4	16	7/9/15		SOIL	4	X	X	
EX-15-W2-1	17				4	X	X	
EX-15-W2-4	18				4	X	X	
EX-15-W3-1	19				4	X	X	
EX-15-W3-4	20				4	X	X	
EX-15-W4-3	21				4	X	X	
EX-15-W4-6	22				4	X	X	
EX-15-W4-9	23				4	X	X	
EX-15-N1-3	24				4	X	X	
EX-15-N1-6	25				4	X	X	
EX-15-N1-9	26				4	X	X	
EX-15-N2-3	27				4	X	X	
EX-15-N2-6	28				4	X	X	
EX-15-N2-9	29				4	X	X	
EX-15-N3-3	30				4	X	X	

15 JUL 10 10:45

For Laboratory Use

REVIEWED
Date 7/10/15 Time 1200
TAT N Days Sign:

A.A. Project No.: A5331911/5610023

Relinquished by	Date	Time	Received by
	7/10/15	9:30	
Relinquished by	Date	Time	Received by
	7/10/15	1045	
Relinquished by	Date	Time	Received by

Note: By relinquishing samples to American Analytics, client agrees to pay for the services requested on this chain of custody form and any additional client-requested analyses performed on this project. Payment for services is due within 30 days from the date of invoice. Sample(s) will be disposed of after 45 days following the submittal of the sample(s) to American Analytics.

AMERICAN ANALYTICS CHAIN-OF-CUSTODY RECORD

9765 ETON AVE., CHATSWORTH, CA 91311
Tel: 818-998-5547 FAX: 818-998-7258

A.A. COC No.: 122957
70043552
Page 3 of 3

Client: The Source Group Inc
Project Name / No.: 04-NDLA-007
Sampler's Name: Deryck Roberts
Project Manager: Neil Irish / Ken Wall
Site Address: 15306 Norwalk Blvd
Sampler's Signature:
Phone: 562-597-1055
City: Norwalk
P.O. No.: 04-NDLA-007
Fax: 562-597-1070
State & Zip: CA 90650
Quote No.:

TAT Turnaround Codes **

(1) = Same Day Rush
(2) = 24 Hour Rush
(3) = 48 Hour Rush
(4) = 72 Hour Rush
(5) = 5 Day Rush
X = 10 Working Days (Standard TAT)

ANALYSIS REQUESTED (Test Name)

Please enter the TAT Turnaround Codes ** below

Client I.D.	A.A. I.D.	Date	Time	Sample Matrix	No. of Cont	TPH Carbon Chain 8015	VOCs, oxys, 8260 by SD35 using Method 4 Method	Special Instructions
EX-15-N3-6	31	7/9/15		SOIL	4	X	X	
EX-15-N3-9	32	↓		↓	↓	X	X	
EX-15-F1-5	33	↓		↓	↓	X	X	
EX-15-F2-5	34	↓		↓	↓	X	X	
EX-15-F3-10	35	↓		↓	↓	X	X	
80004-ROWG-SB162	36	7/10/15		SOIL	4	X	X	
80004-ROWG-SB163	37	↓		↓	↓	X	X	
80004-ROWG-SB164	38	↓		↓	↓	X	X	
80004-ROWG-SB165	39	↓		↓	↓	X	X	

15 JUL 10 10:45 AM

For Laboratory Use
REVIEWED
Date 7/10/15 Time 1200
TAT N Days Sign:

A.A. Project No.: A533 1411 / SG10023

Relinquished by	Date	Time	Received by
	7/10/15	9:30	
Relinquished by	Date	Time	Received by
	7/10/15	1045	
Relinquished by	Date	Time	Received by

Note: By relinquishing samples to American Analytics, client agrees to pay for the services requested on this chain of custody form and any additional client-requested analyses performed on this project. Payment for services is due within 30 days from the date of invoice. Sample(s) will be disposed of after 45 days following the submittal of the sample(s) to American Analytics.

9765 Eton Avenue
Chatsworth
California 91311
Tel: (818) 998-5547
Fax: (818) 998-7258

July 14, 2015

Neil Irish

The Source Group, Inc. (SH)

1962 Freeman Ave.

Signal Hill, CA 90755

Re : DFSP Norwalk Soil Remediation / 04-NDLA-007

A5331400 / 5G07012

Enclosed is an analytical report for the above-referenced project. The samples included in this report were received on 07/07/15 16:24 and analyzed in accordance with the attached chain-of-custody.

Unless otherwise noted, all analytical testing was accomplished in accordance with the guidelines established in our Quality Assurance Program Manual, applicable standard operating procedures, and other related documentation. The results in this analytical report are limited to the samples tested and any reproduction thereof must be made in its entirety.

If you have any questions regarding this report or require additional information please call me at American Analytics.

Sincerely,

Viorel Vasile

Operations Manager

LABORATORY ANALYSIS RESULTS

Client: The Source Group, Inc. (SH)
Project No: 04-NDLA-007
Project Name: DFSP Norwalk Soil Remediation

AA Project No: A5331400
Date Received: 07/07/15
Date Reported: 07/14/15

Sample ID	Laboratory ID	Matrix	TAT	Date Sampled	Date Received
8260B/5035 +OXY+TPHG					
80004-ROWD-SB150	5G07012-01	Soil	5	07/07/15 00:00	07/07/15 16:24
80004-ROWD-SB151	5G07012-02	Soil	5	07/07/15 00:00	07/07/15 16:24
80004-ROWD-SB152	5G07012-03	Soil	5	07/07/15 00:00	07/07/15 16:24
80004-ROWD-SB153	5G07012-04	Soil	5	07/07/15 00:00	07/07/15 16:24
80004-ROWE-SB154	5G07012-05	Soil	5	07/07/15 00:00	07/07/15 16:24
80004-ROWE-SB155	5G07012-06	Soil	5	07/07/15 00:00	07/07/15 16:24
80004-ROWE-SB156	5G07012-07	Soil	5	07/07/15 00:00	07/07/15 16:24
80004-ROWE-SB157	5G07012-08	Soil	5	07/07/15 00:00	07/07/15 16:24
80004-ROWF-SB158	5G07012-09	Soil	5	07/07/15 00:00	07/07/15 16:24
80004-ROWF-SB159	5G07012-10	Soil	5	07/07/15 00:00	07/07/15 16:24
80004-ROWF-SB160	5G07012-11	Soil	5	07/07/15 00:00	07/07/15 16:24
80004-ROWF-SB161	5G07012-12	Soil	5	07/07/15 00:00	07/07/15 16:24
Carbon Chain Custom					
80004-ROWD-SB150	5G07012-01	Soil	5	07/07/15 00:00	07/07/15 16:24
80004-ROWD-SB151	5G07012-02	Soil	5	07/07/15 00:00	07/07/15 16:24
80004-ROWD-SB152	5G07012-03	Soil	5	07/07/15 00:00	07/07/15 16:24
80004-ROWD-SB153	5G07012-04	Soil	5	07/07/15 00:00	07/07/15 16:24
80004-ROWE-SB154	5G07012-05	Soil	5	07/07/15 00:00	07/07/15 16:24

Viorel Vasile
Operations Manager

LABORATORY ANALYSIS RESULTS

Client: The Source Group, Inc. (SH)
Project No: 04-NDLA-007
Project Name: DFSP Norwalk Soil Remediation

AA Project No: A5331400
Date Received: 07/07/15
Date Reported: 07/14/15

Sample ID	Laboratory ID	Matrix	TAT	Date Sampled	Date Received
80004-ROWE-SB155	5G07012-06	Soil	5	07/07/15 00:00	07/07/15 16:24
80004-ROWE-SB156	5G07012-07	Soil	5	07/07/15 00:00	07/07/15 16:24
80004-ROWE-SB157	5G07012-08	Soil	5	07/07/15 00:00	07/07/15 16:24
80004-ROWF-SB158	5G07012-09	Soil	5	07/07/15 00:00	07/07/15 16:24
80004-ROWF-SB159	5G07012-10	Soil	5	07/07/15 00:00	07/07/15 16:24
80004-ROWF-SB160	5G07012-11	Soil	5	07/07/15 00:00	07/07/15 16:24
80004-ROWF-SB161	5G07012-12	Soil	5	07/07/15 00:00	07/07/15 16:24

Viorel Vasile
Operations Manager

LABORATORY ANALYSIS RESULTS

Client: The Source Group, Inc. (SH)
Project No: 04-NDLA-007
Project Name: DFSP Norwalk Soil Remediation
Method: VOCs, OXY & TPHG by GC/MS EPA 5035

AA Project No: A5331400
Date Received: 07/07/15
Date Reported: 07/14/15
Units: mg/kg

Date Sampled:	07/07/15	07/07/15	07/07/15	07/07/15	
Date Prepared:	07/08/15	07/08/15	07/08/15	07/08/15	
Date Analyzed:	07/08/15	07/08/15	07/08/15	07/08/15	
AA ID No:	5G07012-01	5G07012-02	5G07012-03	5G07012-04	
Client ID No:	80004-ROWD-SB 150	80004-ROWD-SB1 51	80004-ROWD-SB 152	80004-ROWD-SB 153	
Matrix:	Soil	Soil	Soil	Soil	
Dilution Factor:	1	1	1	1	MRL
8260B/5035 +OXY+TPHG (EPA 8260B/5035)					
Acetone	**0.064**	**0.073**	**0.10**	<0.050	0.050
tert-Amyl Methyl Ether (TAME)	<0.0050	<0.0050	<0.0050	<0.0050	0.0050
Benzene	<0.010	<0.010	<0.010	<0.010	0.010
Bromobenzene	<0.0050	<0.0050	<0.0050	<0.0050	0.0050
Bromochloromethane	<0.0050	<0.0050	<0.0050	<0.0050	0.0050
Bromodichloromethane	<0.0050	<0.0050	<0.0050	<0.0050	0.0050
Bromoform	<0.0050	<0.0050	<0.0050	<0.0050	0.0050
Bromomethane	<0.0050	<0.0050	<0.0050	<0.0050	0.0050
2-Butanone (MEK)	<0.050	<0.050	<0.050	<0.050	0.050
tert-Butyl alcohol (TBA)	<0.020	<0.020	**0.072**	**0.020**	0.020
sec-Butylbenzene	<0.0050	<0.0050	<0.0050	<0.0050	0.0050
tert-Butylbenzene	<0.0050	<0.0050	<0.0050	<0.0050	0.0050
n-Butylbenzene	<0.0050	<0.0050	<0.0050	<0.0050	0.0050
Carbon Disulfide	<0.0050	<0.0050	<0.0050	<0.0050	0.0050
Carbon Tetrachloride	<0.0050	<0.0050	<0.0050	<0.0050	0.0050
Chlorobenzene	<0.0050	<0.0050	<0.0050	<0.0050	0.0050
Chloroethane	<0.0050	<0.0050	<0.0050	<0.0050	0.0050
Chloroform	<0.0050	<0.0050	<0.0050	<0.0050	0.0050
Chloromethane	<0.0050	<0.0050	<0.0050	<0.0050	0.0050
2-Chlorotoluene	<0.0050	<0.0050	<0.0050	<0.0050	0.0050
4-Chlorotoluene	<0.0050	<0.0050	<0.0050	<0.0050	0.0050
1,2-Dibromo-3-chloropropane	<0.010	<0.010	<0.010	<0.010	0.010
Dibromochloromethane	<0.0050	<0.0050	<0.0050	<0.0050	0.0050
1,2-Dibromoethane (EDB)	<0.0050	<0.0050	<0.0050	<0.0050	0.0050
Dibromomethane	<0.0050	<0.0050	<0.0050	<0.0050	0.0050
1,4-Dichlorobenzene	<0.0050	<0.0050	<0.0050	<0.0050	0.0050

Viorel Vasile
Operations Manager

LABORATORY ANALYSIS RESULTS

Client: The Source Group, Inc. (SH)
Project No: 04-NDLA-007
Project Name: DFSP Norwalk Soil Remediation
Method: VOCs, OXY & TPHG by GC/MS EPA 5035

AA Project No: A5331400
Date Received: 07/07/15
Date Reported: 07/14/15
Units: mg/kg

Date Sampled:	07/07/15	07/07/15	07/07/15	07/07/15	
Date Prepared:	07/08/15	07/08/15	07/08/15	07/08/15	
Date Analyzed:	07/08/15	07/08/15	07/08/15	07/08/15	
AA ID No:	5G07012-01	5G07012-02	5G07012-03	5G07012-04	
Client ID No:	80004-ROWD-SB 150	80004-ROWD-SB1 51	80004-ROWD-SB 152	80004-ROWD-SB 153	
Matrix:	Soil	Soil	Soil	Soil	
Dilution Factor:	1	1	1	1	MRL
8260B/5035 +OXY+TPHG (EPA 8260B/5035) (continued)					
1,3-Dichlorobenzene	<0.0050	<0.0050	<0.0050	<0.0050	0.0050
1,2-Dichlorobenzene	<0.0050	<0.0050	<0.0050	<0.0050	0.0050
Dichlorodifluoromethane (R12)	<0.0050	<0.0050	<0.0050	<0.0050	0.0050
1,1-Dichloroethane	<0.0050	<0.0050	<0.0050	<0.0050	0.0050
1,2-Dichloroethane (EDC)	<0.0050	<0.0050	<0.0050	<0.0050	0.0050
trans-1,2-Dichloroethylene	<0.0050	<0.0050	<0.0050	<0.0050	0.0050
cis-1,2-Dichloroethylene	<0.0050	<0.0050	<0.0050	<0.0050	0.0050
1,1-Dichloroethylene	<0.0050	<0.0050	<0.0050	<0.0050	0.0050
2,2-Dichloropropane	<0.0050	<0.0050	<0.0050	<0.0050	0.0050
1,3-Dichloropropane	<0.0050	<0.0050	<0.0050	<0.0050	0.0050
1,2-Dichloropropane	<0.0050	<0.0050	<0.0050	<0.0050	0.0050
trans-1,3-Dichloropropylene	<0.0050	<0.0050	<0.0050	<0.0050	0.0050
1,1-Dichloropropylene	<0.0050	<0.0050	<0.0050	<0.0050	0.0050
cis-1,3-Dichloropropylene	<0.0050	<0.0050	<0.0050	<0.0050	0.0050
Diisopropyl ether (DIPE)	<0.0050	<0.0050	<0.0050	<0.0050	0.0050
Ethylbenzene	<0.0020	<0.0020	<0.0020	<0.0020	0.0020
Ethyl-tert-Butyl Ether (ETBE)	<0.0050	<0.0050	<0.0050	<0.0050	0.0050
Gasoline Range Organics (GRO)	<0.50	<0.50	<0.50	<0.50	0.50
Hexachlorobutadiene	<0.010	<0.010	<0.010	<0.010	0.010
2-Hexanone (MBK)	<0.050	<0.050	<0.050	<0.050	0.050
Isopropylbenzene	<0.0050	<0.0050	<0.0050	<0.0050	0.0050
4-Isopropyltoluene	<0.0050	<0.0050	<0.0050	<0.0050	0.0050
Methyl-tert-Butyl Ether (MTBE)	<0.0050	<0.0050	<0.0050	<0.0050	0.0050
Methylene Chloride	<0.050	<0.050	<0.050	<0.050	0.050
4-Methyl-2-pentanone (MIBK)	<0.050	<0.050	<0.050	<0.050	0.050

Viorel Vasile
Operations Manager

LABORATORY ANALYSIS RESULTS

Client: The Source Group, Inc. (SH)
Project No: 04-NDLA-007
Project Name: DFSP Norwalk Soil Remediation
Method: VOCs, OXY & TPHG by GC/MS EPA 5035

AA Project No: A5331400
Date Received: 07/07/15
Date Reported: 07/14/15
Units: mg/kg

Date Sampled:	07/07/15	07/07/15	07/07/15	07/07/15	
Date Prepared:	07/08/15	07/08/15	07/08/15	07/08/15	
Date Analyzed:	07/08/15	07/08/15	07/08/15	07/08/15	
AA ID No:	5G07012-01	5G07012-02	5G07012-03	5G07012-04	
Client ID No:	80004-ROWD-SB 150	80004-ROWD-SB1 51	80004-ROWD-SB 152	80004-ROWD-SB 153	
Matrix:	Soil	Soil	Soil	Soil	
Dilution Factor:	1	1	1	1	MRL
8260B/5035 +OXY+TPHG (EPA 8260B/5035) (continued)					
Naphthalene	<0.010	<0.010	<0.010	<0.010	0.010
n-Propylbenzene	<0.0050	<0.0050	<0.0050	<0.0050	0.0050
Styrene	<0.0050	<0.0050	<0.0050	<0.0050	0.0050
1,1,1,2-Tetrachloroethane	<0.0050	<0.0050	<0.0050	<0.0050	0.0050
1,1,2,2-Tetrachloroethane	<0.0050	<0.0050	<0.0050	<0.0050	0.0050
Tetrachloroethylene (PCE)	<0.0050	<0.0050	<0.0050	<0.0050	0.0050
Toluene	**0.0027**	<0.0020	<0.0020	**0.0026**	0.0020
1,2,4-Trichlorobenzene	<0.0050	<0.0050	<0.0050	<0.0050	0.0050
1,2,3-Trichlorobenzene	<0.0050	<0.0050	<0.0050	<0.0050	0.0050
1,1,2-Trichloroethane	<0.0050	<0.0050	<0.0050	<0.0050	0.0050
1,1,1-Trichloroethane	<0.0050	<0.0050	<0.0050	<0.0050	0.0050
Trichloroethylene (TCE)	<0.0050	<0.0050	<0.0050	<0.0050	0.0050
Trichlorofluoromethane (R11)	<0.0050	<0.0050	<0.0050	<0.0050	0.0050
1,2,3-Trichloropropane	<0.0050	<0.0050	<0.0050	<0.0050	0.0050
1,1,2-Trichloro-1,2,2-trifluoroethane (R113)	<0.0050	<0.0050	<0.0050	<0.0050	0.0050
1,3,5-Trimethylbenzene	<0.0050	<0.0050	<0.0050	<0.0050	0.0050
1,2,4-Trimethylbenzene	<0.0050	<0.0050	<0.0050	<0.0050	0.0050
Vinyl chloride	<0.0050	<0.0050	<0.0050	<0.0050	0.0050
o-Xylene	<0.0020	<0.0020	<0.0020	<0.0020	0.0020
m,p-Xylenes	<0.0020	<0.0020	<0.0020	<0.0020	0.0020
Surrogates					**%REC Limits**
4-Bromofluorobenzene	125%	113%	126%	111%	70-140
Dibromofluoromethane	123%	133%	127%	126%	70-140
Toluene-d8	108%	106%	108%	105%	70-140

Viorel Vasile
Operations Manager

LABORATORY ANALYSIS RESULTS

Client: The Source Group, Inc. (SH)
Project No: 04-NDLA-007
Project Name: DFSP Norwalk Soil Remediation
Method: VOCs, OXY & TPHG by GC/MS EPA 5035

AA Project No: A5331400
Date Received: 07/07/15
Date Reported: 07/14/15
Units: mg/kg

Date Sampled:	07/07/15	07/07/15	07/07/15	07/07/15	
Date Prepared:	07/08/15	07/08/15	07/08/15	07/08/15	
Date Analyzed:	07/08/15	07/08/15	07/08/15	07/08/15	
AA ID No:	5G07012-05	5G07012-06	5G07012-07	5G07012-08	
Client ID No:	80004-ROWE-SB 154	80004-ROWE-SB 155	80004-ROWE-SB 156	80004-ROWE-SB 157	
Matrix:	Soil	Soil	Soil	Soil	
Dilution Factor:	1	1	1	1	MRL
8260B/5035 +OXY+TPHG (EPA 8260B/5035)					
Acetone	**0.075**	**0.099**	**0.073**	<0.050	0.050
tert-Amyl Methyl Ether (TAME)	<0.0050	<0.0050	<0.0050	<0.0050	0.0050
Benzene	<0.010	<0.010	<0.010	<0.010	0.010
Bromobenzene	<0.0050	<0.0050	<0.0050	<0.0050	0.0050
Bromochloromethane	<0.0050	<0.0050	<0.0050	<0.0050	0.0050
Bromodichloromethane	<0.0050	<0.0050	<0.0050	<0.0050	0.0050
Bromoform	<0.0050	<0.0050	<0.0050	<0.0050	0.0050
Bromomethane	<0.0050	<0.0050	<0.0050	<0.0050	0.0050
2-Butanone (MEK)	<0.050	<0.050	<0.050	<0.050	0.050
tert-Butyl alcohol (TBA)	<0.020	<0.020	<0.020	**0.023**	0.020
sec-Butylbenzene	<0.0050	<0.0050	<0.0050	<0.0050	0.0050
tert-Butylbenzene	<0.0050	<0.0050	<0.0050	<0.0050	0.0050
n-Butylbenzene	<0.0050	<0.0050	<0.0050	<0.0050	0.0050
Carbon Disulfide	<0.0050	<0.0050	<0.0050	<0.0050	0.0050
Carbon Tetrachloride	<0.0050	<0.0050	<0.0050	<0.0050	0.0050
Chlorobenzene	<0.0050	<0.0050	<0.0050	<0.0050	0.0050
Chloroethane	<0.0050	<0.0050	<0.0050	<0.0050	0.0050
Chloroform	<0.0050	<0.0050	<0.0050	<0.0050	0.0050
Chloromethane	<0.0050	<0.0050	<0.0050	<0.0050	0.0050
2-Chlorotoluene	<0.0050	<0.0050	<0.0050	<0.0050	0.0050
4-Chlorotoluene	<0.0050	<0.0050	<0.0050	<0.0050	0.0050
1,2-Dibromo-3-chloropropane	<0.010	<0.010	<0.010	<0.010	0.010
Dibromochloromethane	<0.0050	<0.0050	<0.0050	<0.0050	0.0050
1,2-Dibromoethane (EDB)	<0.0050	<0.0050	<0.0050	<0.0050	0.0050
Dibromomethane	<0.0050	<0.0050	<0.0050	<0.0050	0.0050
1,4-Dichlorobenzene	<0.0050	<0.0050	<0.0050	<0.0050	0.0050

Viorel Vasile
Operations Manager

LABORATORY ANALYSIS RESULTS

Client: The Source Group, Inc. (SH)
Project No: 04-NDLA-007
Project Name: DFSP Norwalk Soil Remediation
Method: VOCs, OXY & TPHG by GC/MS EPA 5035

AA Project No: A5331400
Date Received: 07/07/15
Date Reported: 07/14/15
Units: mg/kg

Date Sampled:	07/07/15	07/07/15	07/07/15	07/07/15	
Date Prepared:	07/08/15	07/08/15	07/08/15	07/08/15	
Date Analyzed:	07/08/15	07/08/15	07/08/15	07/08/15	
AA ID No:	5G07012-05	5G07012-06	5G07012-07	5G07012-08	
Client ID No:	80004-ROWE-SB 154	80004-ROWE-SB 155	80004-ROWE-SB 156	80004-ROWE-SB 157	
Matrix:	Soil	Soil	Soil	Soil	
Dilution Factor:	1	1	1	1	MRL
8260B/5035 +OXY+TPHG (EPA 8260B/5035) (continued)					
1,3-Dichlorobenzene	<0.0050	<0.0050	<0.0050	<0.0050	0.0050
1,2-Dichlorobenzene	<0.0050	<0.0050	<0.0050	<0.0050	0.0050
Dichlorodifluoromethane (R12)	<0.0050	<0.0050	<0.0050	<0.0050	0.0050
1,1-Dichloroethane	<0.0050	<0.0050	<0.0050	<0.0050	0.0050
1,2-Dichloroethane (EDC)	<0.0050	<0.0050	<0.0050	<0.0050	0.0050
trans-1,2-Dichloroethylene	<0.0050	<0.0050	<0.0050	<0.0050	0.0050
cis-1,2-Dichloroethylene	<0.0050	<0.0050	<0.0050	<0.0050	0.0050
1,1-Dichloroethylene	<0.0050	<0.0050	<0.0050	<0.0050	0.0050
2,2-Dichloropropane	<0.0050	<0.0050	<0.0050	<0.0050	0.0050
1,3-Dichloropropane	<0.0050	<0.0050	<0.0050	<0.0050	0.0050
1,2-Dichloropropane	<0.0050	<0.0050	<0.0050	<0.0050	0.0050
trans-1,3-Dichloropropylene	<0.0050	<0.0050	<0.0050	<0.0050	0.0050
1,1-Dichloropropylene	<0.0050	<0.0050	<0.0050	<0.0050	0.0050
cis-1,3-Dichloropropylene	<0.0050	<0.0050	<0.0050	<0.0050	0.0050
Diisopropyl ether (DIPE)	<0.0050	<0.0050	<0.0050	<0.0050	0.0050
Ethylbenzene	<0.0020	<0.0020	<0.0020	<0.0020	0.0020
Ethyl-tert-Butyl Ether (ETBE)	<0.0050	<0.0050	<0.0050	<0.0050	0.0050
Gasoline Range Organics (GRO)	<0.50	<0.50	<0.50	<0.50	0.50
Hexachlorobutadiene	<0.010	<0.010	<0.010	<0.010	0.010
2-Hexanone (MBK)	<0.050	<0.050	<0.050	<0.050	0.050
Isopropylbenzene	<0.0050	<0.0050	<0.0050	<0.0050	0.0050
4-Isopropyltoluene	<0.0050	<0.0050	<0.0050	<0.0050	0.0050
Methyl-tert-Butyl Ether (MTBE)	<0.0050	<0.0050	<0.0050	<0.0050	0.0050
Methylene Chloride	<0.050	<0.050	<0.050	<0.050	0.050
4-Methyl-2-pentanone (MIBK)	<0.050	<0.050	<0.050	<0.050	0.050
Naphthalene	<0.010	<0.010	<0.010	<0.010	0.010

Viorel Vasile
Operations Manager

LABORATORY ANALYSIS RESULTS

Client: The Source Group, Inc. (SH)
Project No: 04-NDLA-007
Project Name: DFSP Norwalk Soil Remediation
Method: VOCs, OXY & TPHG by GC/MS EPA 5035

AA Project No: A5331400
Date Received: 07/07/15
Date Reported: 07/14/15
Units: mg/kg

Date Sampled:	07/07/15	07/07/15	07/07/15	07/07/15	
Date Prepared:	07/08/15	07/08/15	07/08/15	07/08/15	
Date Analyzed:	07/08/15	07/08/15	07/08/15	07/08/15	
AA ID No:	5G07012-05	5G07012-06	5G07012-07	5G07012-08	
Client ID No:	80004-ROWE-SB 154	80004-ROWE-SB 155	80004-ROWE-SB 156	80004-ROWE-SB 157	
Matrix:	Soil	Soil	Soil	Soil	
Dilution Factor:	1	1	1	1	MRL
8260B/5035 +OXY+TPHG (EPA 8260B/5035) (continued)					
n-Propylbenzene	<0.0050	<0.0050	<0.0050	<0.0050	0.0050
Styrene	<0.0050	<0.0050	<0.0050	<0.0050	0.0050
1,1,1,2-Tetrachloroethane	<0.0050	<0.0050	<0.0050	<0.0050	0.0050
1,1,2,2-Tetrachloroethane	<0.0050	<0.0050	<0.0050	<0.0050	0.0050
Tetrachloroethylene (PCE)	<0.0050	<0.0050	<0.0050	<0.0050	0.0050
Toluene	<0.0020	**0.0021**	<0.0020	<0.0020	0.0020
1,2,4-Trichlorobenzene	<0.0050	<0.0050	<0.0050	<0.0050	0.0050
1,2,3-Trichlorobenzene	<0.0050	<0.0050	<0.0050	<0.0050	0.0050
1,1,2-Trichloroethane	<0.0050	<0.0050	<0.0050	<0.0050	0.0050
1,1,1-Trichloroethane	<0.0050	<0.0050	<0.0050	<0.0050	0.0050
Trichloroethylene (TCE)	<0.0050	<0.0050	<0.0050	<0.0050	0.0050
Trichlorofluoromethane (R11)	<0.0050	<0.0050	<0.0050	<0.0050	0.0050
1,2,3-Trichloropropane	<0.0050	<0.0050	<0.0050	<0.0050	0.0050
1,1,2-Trichloro-1,2,2-trifluoroethane (R113)	<0.0050	<0.0050	<0.0050	<0.0050	0.0050
1,3,5-Trimethylbenzene	<0.0050	<0.0050	<0.0050	<0.0050	0.0050
1,2,4-Trimethylbenzene	<0.0050	<0.0050	<0.0050	<0.0050	0.0050
Vinyl chloride	<0.0050	<0.0050	<0.0050	<0.0050	0.0050
o-Xylene	<0.0020	<0.0020	<0.0020	<0.0020	0.0020
m,p-Xylenes	<0.0020	<0.0020	<0.0020	<0.0020	0.0020
Surrogates					**%REC Limits**
4-Bromofluorobenzene	118%	119%	115%	113%	70-140
Dibromofluoromethane	129%	132%	136%	133%	70-140
Toluene-d8	108%	109%	109%	106%	70-140

Viorel Vasile
Operations Manager

LABORATORY ANALYSIS RESULTS

Client: The Source Group, Inc. (SH)
Project No: 04-NDLA-007
Project Name: DFSP Norwalk Soil Remediation
Method: VOCs, OXY & TPHG by GC/MS EPA 5035

AA Project No: A5331400
Date Received: 07/07/15
Date Reported: 07/14/15
Units: mg/kg

Date Sampled:	07/07/15	07/07/15	07/07/15	07/07/15	
Date Prepared:	07/08/15	07/08/15	07/08/15	07/08/15	
Date Analyzed:	07/08/15	07/08/15	07/08/15	07/08/15	
AA ID No:	5G07012-09	5G07012-10	5G07012-11	5G07012-12	
Client ID No:	80004-ROWF-SB 158	80004-ROWF-SB 159	80004-ROWF-SB 160	80004-ROWF-SB1 61	
Matrix:	Soil	Soil	Soil	Soil	
Dilution Factor:	1	1	1	1	MRL
8260B/5035 +OXY+TPHG (EPA 8260B/5035)					
Acetone	**0.083**	**0.059**	**0.11**	**0.14**	0.050
tert-Amyl Methyl Ether (TAME)	<0.0050	<0.0050	<0.0050	<0.0050	0.0050
Benzene	<0.010	<0.010	<0.010	<0.010	0.010
Bromobenzene	<0.0050	<0.0050	<0.0050	<0.0050	0.0050
Bromochloromethane	<0.0050	<0.0050	<0.0050	<0.0050	0.0050
Bromodichloromethane	<0.0050	<0.0050	<0.0050	<0.0050	0.0050
Bromoform	<0.0050	<0.0050	<0.0050	<0.0050	0.0050
Bromomethane	<0.0050	<0.0050	<0.0050	<0.0050	0.0050
2-Butanone (MEK)	<0.050	<0.050	<0.050	<0.050	0.050
tert-Butyl alcohol (TBA)	<0.020	<0.020	<0.020	<0.020	0.020
sec-Butylbenzene	<0.0050	<0.0050	<0.0050	<0.0050	0.0050
tert-Butylbenzene	<0.0050	<0.0050	<0.0050	<0.0050	0.0050
n-Butylbenzene	<0.0050	<0.0050	<0.0050	<0.0050	0.0050
Carbon Disulfide	<0.0050	<0.0050	<0.0050	<0.0050	0.0050
Carbon Tetrachloride	<0.0050	<0.0050	<0.0050	<0.0050	0.0050
Chlorobenzene	<0.0050	<0.0050	<0.0050	<0.0050	0.0050
Chloroethane	<0.0050	<0.0050	<0.0050	<0.0050	0.0050
Chloroform	<0.0050	<0.0050	<0.0050	<0.0050	0.0050
Chloromethane	<0.0050	<0.0050	<0.0050	<0.0050	0.0050
2-Chlorotoluene	<0.0050	<0.0050	<0.0050	<0.0050	0.0050
4-Chlorotoluene	<0.0050	<0.0050	<0.0050	<0.0050	0.0050
1,2-Dibromo-3-chloropropane	<0.010	<0.010	<0.010	<0.010	0.010
Dibromochloromethane	<0.0050	<0.0050	<0.0050	<0.0050	0.0050
1,2-Dibromoethane (EDB)	<0.0050	<0.0050	<0.0050	<0.0050	0.0050
Dibromomethane	<0.0050	<0.0050	<0.0050	<0.0050	0.0050
1,4-Dichlorobenzene	<0.0050	<0.0050	<0.0050	<0.0050	0.0050

Viorel Vasile
Operations Manager

LABORATORY ANALYSIS RESULTS

Client: The Source Group, Inc. (SH)
Project No: 04-NDLA-007
Project Name: DFSP Norwalk Soil Remediation
Method: VOCs, OXY & TPHG by GC/MS EPA 5035

AA Project No: A5331400
Date Received: 07/07/15
Date Reported: 07/14/15
Units: mg/kg

Date Sampled:	07/07/15	07/07/15	07/07/15	07/07/15	
Date Prepared:	07/08/15	07/08/15	07/08/15	07/08/15	
Date Analyzed:	07/08/15	07/08/15	07/08/15	07/08/15	
AA ID No:	5G07012-09	5G07012-10	5G07012-11	5G07012-12	
Client ID No:	80004-ROWF-SB 158	80004-ROWF-SB 159	80004-ROWF-SB 160	80004-ROWF-SB1 61	
Matrix:	Soil	Soil	Soil	Soil	
Dilution Factor:	1	1	1	1	MRL
8260B/5035 +OXY+TPHG (EPA 8260B/5035) (continued)					
1,3-Dichlorobenzene	<0.0050	<0.0050	<0.0050	<0.0050	0.0050
1,2-Dichlorobenzene	<0.0050	<0.0050	<0.0050	<0.0050	0.0050
Dichlorodifluoromethane (R12)	<0.0050	<0.0050	<0.0050	<0.0050	0.0050
1,1-Dichloroethane	<0.0050	<0.0050	<0.0050	<0.0050	0.0050
1,2-Dichloroethane (EDC)	<0.0050	<0.0050	<0.0050	<0.0050	0.0050
trans-1,2-Dichloroethylene	<0.0050	<0.0050	<0.0050	<0.0050	0.0050
cis-1,2-Dichloroethylene	<0.0050	<0.0050	<0.0050	<0.0050	0.0050
1,1-Dichloroethylene	<0.0050	<0.0050	<0.0050	<0.0050	0.0050
2,2-Dichloropropane	<0.0050	<0.0050	<0.0050	<0.0050	0.0050
1,3-Dichloropropane	<0.0050	<0.0050	<0.0050	<0.0050	0.0050
1,2-Dichloropropane	<0.0050	<0.0050	<0.0050	<0.0050	0.0050
trans-1,3-Dichloropropylene	<0.0050	<0.0050	<0.0050	<0.0050	0.0050
1,1-Dichloropropylene	<0.0050	<0.0050	<0.0050	<0.0050	0.0050
cis-1,3-Dichloropropylene	<0.0050	<0.0050	<0.0050	<0.0050	0.0050
Diisopropyl ether (DIPE)	<0.0050	<0.0050	<0.0050	<0.0050	0.0050
Ethylbenzene	<0.0020	<0.0020	<0.0020	<0.0020	0.0020
Ethyl-tert-Butyl Ether (ETBE)	<0.0050	<0.0050	<0.0050	<0.0050	0.0050
Gasoline Range Organics (GRO)	<0.50	<0.50	<0.50	<0.50	0.50
Hexachlorobutadiene	<0.010	<0.010	<0.010	<0.010	0.010
2-Hexanone (MBK)	<0.050	<0.050	<0.050	<0.050	0.050
Isopropylbenzene	<0.0050	<0.0050	<0.0050	<0.0050	0.0050
4-Isopropyltoluene	<0.0050	<0.0050	<0.0050	<0.0050	0.0050
Methyl-tert-Butyl Ether (MTBE)	<0.0050	<0.0050	<0.0050	<0.0050	0.0050
Methylene Chloride	<0.050	<0.050	<0.050	<0.050	0.050
4-Methyl-2-pentanone (MIBK)	<0.050	<0.050	<0.050	<0.050	0.050
Naphthalene	<0.010	<0.010	<0.010	<0.010	0.010

Viorel Vasile
Operations Manager

LABORATORY ANALYSIS RESULTS

Client: The Source Group, Inc. (SH)
Project No: 04-NDLA-007
Project Name: DFSP Norwalk Soil Remediation
Method: VOCs, OXY & TPHG by GC/MS EPA 5035

AA Project No: A5331400
Date Received: 07/07/15
Date Reported: 07/14/15
Units: mg/kg

Date Sampled:	07/07/15	07/07/15	07/07/15	07/07/15	
Date Prepared:	07/08/15	07/08/15	07/08/15	07/08/15	
Date Analyzed:	07/08/15	07/08/15	07/08/15	07/08/15	
AA ID No:	5G07012-09	5G07012-10	5G07012-11	5G07012-12	
Client ID No:	80004-ROWF-SB 158	80004-ROWF-SB 159	80004-ROWF-SB 160	80004-ROWF-SB1 61	
Matrix:	Soil	Soil	Soil	Soil	
Dilution Factor:	1	1	1	1	MRL
8260B/5035 +OXY+TPHG (EPA 8260B/5035) (continued)					
n-Propylbenzene	<0.0050	<0.0050	<0.0050	<0.0050	0.0050
Styrene	<0.0050	<0.0050	<0.0050	<0.0050	0.0050
1,1,1,2-Tetrachloroethane	<0.0050	<0.0050	<0.0050	<0.0050	0.0050
1,1,2,2-Tetrachloroethane	<0.0050	<0.0050	<0.0050	<0.0050	0.0050
Tetrachloroethylene (PCE)	<0.0050	<0.0050	<0.0050	<0.0050	0.0050
Toluene	<0.0020	<0.0020	**0.0024**	<0.0020	0.0020
1,2,4-Trichlorobenzene	<0.0050	<0.0050	<0.0050	<0.0050	0.0050
1,2,3-Trichlorobenzene	<0.0050	<0.0050	<0.0050	<0.0050	0.0050
1,1,2-Trichloroethane	<0.0050	<0.0050	<0.0050	<0.0050	0.0050
1,1,1-Trichloroethane	<0.0050	<0.0050	<0.0050	<0.0050	0.0050
Trichloroethylene (TCE)	<0.0050	<0.0050	<0.0050	<0.0050	0.0050
Trichlorofluoromethane (R11)	<0.0050	<0.0050	<0.0050	<0.0050	0.0050
1,2,3-Trichloropropane	<0.0050	<0.0050	<0.0050	<0.0050	0.0050
1,1,2-Trichloro-1,2,2-trifluoroethane (R113)	<0.0050	<0.0050	<0.0050	<0.0050	0.0050
1,3,5-Trimethylbenzene	<0.0050	<0.0050	<0.0050	<0.0050	0.0050
1,2,4-Trimethylbenzene	<0.0050	<0.0050	<0.0050	<0.0050	0.0050
Vinyl chloride	<0.0050	<0.0050	<0.0050	<0.0050	0.0050
o-Xylene	<0.0020	<0.0020	<0.0020	<0.0020	0.0020
m,p-Xylenes	<0.0020	<0.0020	<0.0020	<0.0020	0.0020
Surrogates					**%REC Limits**
4-Bromofluorobenzene	113%	143% [2]	118%	130%	70-140
Dibromofluoromethane	133%	140%	136%	138%	70-140
Toluene-d8	105%	115%	109%	114%	70-140

Viorel Vasile
Operations Manager

LABORATORY ANALYSIS RESULTS

Client: The Source Group, Inc. (SH)
Project No: 04-NDLA-007
Project Name: DFSP Norwalk Soil Remediation
Method: Carbon Chain by GC/FID

AA Project No: A5331400
Date Received: 07/07/15
Date Reported: 07/14/15
Units: mg/kg

Date Sampled:	07/07/15	07/07/15	07/07/15	07/07/15	
Date Prepared:	07/09/15	07/09/15	07/09/15	07/09/15	
Date Analyzed:	07/09/15	07/09/15	07/10/15	07/09/15	
AA ID No:	5G07012-01	5G07012-02	5G07012-03	5G07012-04	
Client ID No:	80004-ROWD-SB 150	80004-ROWD-SB1 51	80004-ROWD-SB 152	80004-ROWD-SB 153	
Matrix:	Soil	Soil	Soil	Soil	
Dilution Factor:	1	1	1	1	MRL
Carbon Chain Custom (EPA 8015M)					
C13-C22	<10	<10	**31**	**11**	10
C23-C32	**28**	**28**	**130**	**37**	10
C33-C44	**31**	**32**	**130**	**40**	10
Surrogates					**%REC Limits**
o-Terphenyl	94%	99%	99%	104%	50-150

Viorel Vasile
Operations Manager

LABORATORY ANALYSIS RESULTS

Client: The Source Group, Inc. (SH)
Project No: 04-NDLA-007
Project Name: DFSP Norwalk Soil Remediation
Method: Carbon Chain by GC/FID

AA Project No: A5331400
Date Received: 07/07/15
Date Reported: 07/14/15
Units: mg/kg

Date Sampled:	07/07/15	07/07/15	07/07/15	07/07/15	
Date Prepared:	07/09/15	07/09/15	07/09/15	07/09/15	
Date Analyzed:	07/09/15	07/09/15	07/10/15	07/10/15	
AA ID No:	5G07012-05	5G07012-06	5G07012-07	5G07012-08	
Client ID No:	80004-ROWE-SB 154	80004-ROWE-SB 155	80004-ROWE-SB 156	80004-ROWE-SB 157	
Matrix:	Soil	Soil	Soil	Soil	
Dilution Factor:	1	1	1	1	MRL
Carbon Chain Custom (EPA 8015M)					
C13-C22	<10	<10	<10	**29**	10
C23-C32	<10	**13**	**24**	**100**	10
C33-C44	<10	**12**	**22**	**89**	10
Surrogates					**%REC Limits**
o-Terphenyl	100%	104%	101%	99%	50-150

Viorel Vasile
Operations Manager

LABORATORY ANALYSIS RESULTS

Client: The Source Group, Inc. (SH)
Project No: 04-NDLA-007
Project Name: DFSP Norwalk Soil Remediation
Method: Carbon Chain by GC/FID

AA Project No: A5331400
Date Received: 07/07/15
Date Reported: 07/14/15
Units: mg/kg

Date Sampled:	07/07/15	07/07/15	07/07/15	07/07/15	
Date Prepared:	07/09/15	07/09/15	07/09/15	07/09/15	
Date Analyzed:	07/10/15	07/10/15	07/10/15	07/10/15	
AA ID No:	5G07012-09	5G07012-10	5G07012-11	5G07012-12	
Client ID No:	80004-ROWF-SB 158	80004-ROWF-SB 159	80004-ROWF-SB 160	80004-ROWF-SB1 61	
Matrix:	Soil	Soil	Soil	Soil	
Dilution Factor:	1	1	1	1	MRL
Carbon Chain Custom (EPA 8015M)					
C13-C22	<10	**210**	<10	**41**	10
C23-C32	<10	**330**	<10	**150**	10
C33-C44	<10	**140**	<10	**130**	10
Surrogates					**%REC Limits**
o-Terphenyl	95%	108%	96%	99%	50-150

Viorel Vasile
Operations Manager

LABORATORY ANALYSIS RESULTS

Client: The Source Group, Inc. (SH)
Project No: 04-NDLA-007
Project Name: DFSP Norwalk Soil Remediation

AA Project No: A5331400
Date Received: 07/07/15
Date Reported: 07/14/15

Analyte	Result	Reporting Limit	Units	Spike Level	Source Result	%REC	%REC Limits	RPD	RPD Limit	Notes
VOCs, OXY & TPHG by GC/MS EPA 5035 - Quality Control										
Batch B5G0804 - EPA 5035										
Blank (B5G0804-BLK1)				Prepared & Analyzed: 07/08/15						
Acetone	<0.050	0.050	mg/kg							
tert-Amyl Methyl Ether (TAME)	<0.0050	0.0050	mg/kg							
Benzene	<0.010	0.010	mg/kg							
Bromobenzene	<0.0050	0.0050	mg/kg							
Bromochloromethane	<0.0050	0.0050	mg/kg							
Bromodichloromethane	<0.0050	0.0050	mg/kg							
Bromoform	<0.0050	0.0050	mg/kg							
Bromomethane	<0.0050	0.0050	mg/kg							
2-Butanone (MEK)	<0.050	0.050	mg/kg							
tert-Butyl alcohol (TBA)	<0.020	0.020	mg/kg							
sec-Butylbenzene	<0.0050	0.0050	mg/kg							
tert-Butylbenzene	<0.0050	0.0050	mg/kg							
n-Butylbenzene	<0.0050	0.0050	mg/kg							
Carbon Disulfide	<0.0050	0.0050	mg/kg							
Carbon Tetrachloride	<0.0050	0.0050	mg/kg							
Chlorobenzene	<0.0050	0.0050	mg/kg							
Chloroethane	<0.0050	0.0050	mg/kg							
Chloroform	<0.0050	0.0050	mg/kg							
Chloromethane	<0.0050	0.0050	mg/kg							
2-Chlorotoluene	<0.0050	0.0050	mg/kg							
4-Chlorotoluene	<0.0050	0.0050	mg/kg							
1,2-Dibromo-3-chloropropane	<0.010	0.010	mg/kg							
Dibromochloromethane	<0.0050	0.0050	mg/kg							
1,2-Dibromoethane (EDB)	<0.0050	0.0050	mg/kg							
Dibromomethane	<0.0050	0.0050	mg/kg							
1,4-Dichlorobenzene	<0.0050	0.0050	mg/kg							
1,3-Dichlorobenzene	<0.0050	0.0050	mg/kg							
1,2-Dichlorobenzene	<0.0050	0.0050	mg/kg							
Dichlorodifluoromethane (R12)	<0.0050	0.0050	mg/kg							
1,1-Dichloroethane	<0.0050	0.0050	mg/kg							
1,2-Dichloroethane (EDC)	<0.0050	0.0050	mg/kg							

Viorel Vasile
Operations Manager

LABORATORY ANALYSIS RESULTS

Client: The Source Group, Inc. (SH)
Project No: 04-NDLA-007
Project Name: DFSP Norwalk Soil Remediation

AA Project No: A5331400
Date Received: 07/07/15
Date Reported: 07/14/15

Analyte	Result	Reporting Limit	Units	Spike Level	Source Result	%REC	%REC Limits	RPD	RPD Limit	Notes
VOCs, OXY & TPHG by GC/MS EPA 5035 - Quality Control										
Batch B5G0804 - EPA 5035										
Blank (B5G0804-BLK1) Continued				Prepared & Analyzed: 07/08/15						
trans-1,2-Dichloroethylene	<0.0050	0.0050	mg/kg							
cis-1,2-Dichloroethylene	<0.0050	0.0050	mg/kg							
1,1-Dichloroethylene	<0.0050	0.0050	mg/kg							
2,2-Dichloropropane	<0.0050	0.0050	mg/kg							
1,3-Dichloropropane	<0.0050	0.0050	mg/kg							
1,2-Dichloropropane	<0.0050	0.0050	mg/kg							
trans-1,3-Dichloropropylene	<0.0050	0.0050	mg/kg							
1,1-Dichloropropylene	<0.0050	0.0050	mg/kg							
cis-1,3-Dichloropropylene	<0.0050	0.0050	mg/kg							
Diisopropyl ether (DIPE)	<0.0050	0.0050	mg/kg							
Ethylbenzene	<0.0020	0.0020	mg/kg							
Ethyl-tert-Butyl Ether (ETBE)	<0.0050	0.0050	mg/kg							
Gasoline Range Organics (GRO)	<0.50	0.50	mg/kg							
Hexachlorobutadiene	<0.010	0.010	mg/kg							
2-Hexanone (MBK)	<0.050	0.050	mg/kg							
Isopropylbenzene	<0.0050	0.0050	mg/kg							
4-Isopropyltoluene	<0.0050	0.0050	mg/kg							
Methyl-tert-Butyl Ether (MTBE)	<0.0050	0.0050	mg/kg							
Methylene Chloride	<0.050	0.050	mg/kg							
4-Methyl-2-pentanone (MIBK)	<0.050	0.050	mg/kg							
Naphthalene	<0.010	0.010	mg/kg							
n-Propylbenzene	<0.0050	0.0050	mg/kg							
Styrene	<0.0050	0.0050	mg/kg							
1,1,1,2-Tetrachloroethane	<0.0050	0.0050	mg/kg							
1,1,2,2-Tetrachloroethane	<0.0050	0.0050	mg/kg							
Tetrachloroethylene (PCE)	<0.0050	0.0050	mg/kg							
Toluene	<0.0020	0.0020	mg/kg							
1,2,4-Trichlorobenzene	<0.0050	0.0050	mg/kg							
1,2,3-Trichlorobenzene	<0.0050	0.0050	mg/kg							
1,1,2-Trichloroethane	<0.0050	0.0050	mg/kg							
1,1,1-Trichloroethane	<0.0050	0.0050	mg/kg							

Viorel Vasile
Operations Manager

LABORATORY ANALYSIS RESULTS

Client: The Source Group, Inc. (SH)
Project No: 04-NDLA-007
Project Name: DFSP Norwalk Soil Remediation

AA Project No: A5331400
Date Received: 07/07/15
Date Reported: 07/14/15

Analyte	Result	Reporting Limit	Units	Spike Level	Source Result	%REC	%REC Limits	RPD	RPD Limit	Notes
VOCs, OXY & TPHG by GC/MS EPA 5035 - Quality Control										
Batch B5G0804 - EPA 5035										
Blank (B5G0804-BLK1) Continued				Prepared & Analyzed: 07/08/15						
Trichloroethylene (TCE)	<0.0050	0.0050	mg/kg							
Trichlorofluoromethane (R11)	<0.0050	0.0050	mg/kg							
1,2,3-Trichloropropane	<0.0050	0.0050	mg/kg							
1,1,2-Trichloro-1,2,2-trifluoroethane (R113)	<0.0050	0.0050	mg/kg							
1,3,5-Trimethylbenzene	<0.0050	0.0050	mg/kg							
1,2,4-Trimethylbenzene	<0.0050	0.0050	mg/kg							
Vinyl chloride	<0.0050	0.0050	mg/kg							
o-Xylene	<0.0020	0.0020	mg/kg							
m,p-Xylenes	<0.0020	0.0020	mg/kg							
Surrogate: 4-Bromofluorobenzene	*0.102*		*mg/kg*	*0.10*		*102*	*70-140*			
Surrogate: Dibromofluoromethane	*0.116*		*mg/kg*	*0.10*		*116*	*70-140*			
Surrogate: Toluene-d8	*0.104*		*mg/kg*	*0.10*		*104*	*70-140*			
LCS (B5G0804-BS1)				Prepared & Analyzed: 07/08/15						
Benzene	**0.0388**	0.010	mg/kg	0.040		97.0	75-125			
Bromodichloromethane	**0.0408**	0.0050	mg/kg	0.040		102	75-125			
Bromoform	**0.0499**	0.0050	mg/kg	0.040		125	75-125			
Carbon Tetrachloride	**0.0398**	0.0050	mg/kg	0.040		99.4	75-125			
Chlorobenzene	**0.0431**	0.0050	mg/kg	0.040		108	75-125			
Chloroethane	**0.0344**	0.0050	mg/kg	0.040		86.0	75-125			
Chloroform	**0.0373**	0.0050	mg/kg	0.040		93.2	75-125			
Chloromethane	**0.0365**	0.0050	mg/kg	0.040		91.2	65-125			
Dibromochloromethane	**0.0492**	0.0050	mg/kg	0.040		123	75-125			
1,4-Dichlorobenzene	**0.0423**	0.0050	mg/kg	0.040		106	75-125			
1,1-Dichloroethane	**0.0390**	0.0050	mg/kg	0.040		97.4	70-125			
1,2-Dichloroethane (EDC)	**0.0409**	0.0050	mg/kg	0.040		102	75-125			
trans-1,2-Dichloroethylene	**0.0406**	0.0050	mg/kg	0.040		102	75-125			
cis-1,2-Dichloroethylene	**0.0415**	0.0050	mg/kg	0.040		104	75-125			
1,1-Dichloroethylene	**0.0379**	0.0050	mg/kg	0.040		94.8	70-130			
1,2-Dichloropropane	**0.0400**	0.0050	mg/kg	0.040		100	75-130			
cis-1,3-Dichloropropylene	**0.0408**	0.0050	mg/kg	0.040		102	75-125			

Viorel Vasile
Operations Manager

LABORATORY ANALYSIS RESULTS

Client: The Source Group, Inc. (SH)
Project No: 04-NDLA-007
Project Name: DFSP Norwalk Soil Remediation

AA Project No: A5331400
Date Received: 07/07/15
Date Reported: 07/14/15

Analyte	Result	Reporting Limit	Units	Spike Level	Source Result	%REC	%REC Limits	RPD	RPD Limit	Notes
VOCs, OXY & TPHG by GC/MS EPA 5035 - Quality Control										
Batch B5G0804 - EPA 5035										
LCS (B5G0804-BS1) Continued				Prepared & Analyzed: 07/08/15						
Ethylbenzene	**0.0428**	0.0020	mg/kg	0.040		107	75-125			
Methyl-tert-Butyl Ether (MTBE)	**0.0433**	0.0050	mg/kg	0.040		108	75-125			
Methylene Chloride	**0.0328**	0.050	mg/kg	0.040		82.0	75-130			
1,1,2,2-Tetrachloroethane	**0.0464**	0.0050	mg/kg	0.040		116	70-135			
Tetrachloroethylene (PCE)	**0.0447**	0.0050	mg/kg	0.040		112	75-125			
Toluene	**0.0406**	0.0020	mg/kg	0.040		102	75-125			
1,1,2-Trichloroethane	**0.0488**	0.0050	mg/kg	0.040		122	75-125			
1,1,1-Trichloroethane	**0.0390**	0.0050	mg/kg	0.040		97.4	75-125			
Trichloroethylene (TCE)	**0.0392**	0.0050	mg/kg	0.040		97.9	75-125			
Vinyl chloride	**0.0367**	0.0050	mg/kg	0.040		91.7	75-125			
o-Xylene	**0.0415**	0.0020	mg/kg	0.040		104	75-125			
Surrogate: 4-Bromofluorobenzene	*0.102*		*mg/kg*	*0.10*		*102*	*70-140*			
Surrogate: Dibromofluoromethane	*0.0900*		*mg/kg*	*0.10*		*90.0*	*70-140*			
Surrogate: Toluene-d8	*0.106*		*mg/kg*	*0.10*		*106*	*70-140*			
LCS Dup (B5G0804-BSD1)				Prepared & Analyzed: 07/08/15						
Benzene	**0.0448**	0.010	mg/kg	0.040		112	75-125	14.4	30	
Bromodichloromethane	**0.0481**	0.0050	mg/kg	0.040		120	75-125	16.5	30	
Bromoform	**0.0486**	0.0050	mg/kg	0.040		121	75-125	2.60	30	
Carbon Tetrachloride	**0.0455**	0.0050	mg/kg	0.040		114	75-125	13.5	30	
Chlorobenzene	**0.0413**	0.0050	mg/kg	0.040		103	75-125	4.27	30	
Chloroethane	**0.0364**	0.0050	mg/kg	0.040		91.1	75-125	5.76	30	
Chloroform	**0.0457**	0.0050	mg/kg	0.040		114	75-125	20.3	30	
Chloromethane	**0.0358**	0.0050	mg/kg	0.040		89.5	65-125	1.99	30	
Dibromochloromethane	**0.0487**	0.0050	mg/kg	0.040		122	75-125	0.981	30	
1,4-Dichlorobenzene	**0.0406**	0.0050	mg/kg	0.040		102	75-125	4.05	30	
1,1-Dichloroethane	**0.0441**	0.0050	mg/kg	0.040		110	70-125	12.5	30	
1,2-Dichloroethane (EDC)	**0.0504**	0.0050	mg/kg	0.040		126	75-125	20.8	30	**
trans-1,2-Dichloroethylene	**0.0445**	0.0050	mg/kg	0.040		111	75-125	9.07	30	
cis-1,2-Dichloroethylene	**0.0460**	0.0050	mg/kg	0.040		115	75-125	10.2	30	
1,1-Dichloroethylene	**0.0425**	0.0050	mg/kg	0.040		106	70-130	11.3	30	
1,2-Dichloropropane	**0.0477**	0.0050	mg/kg	0.040		119	75-130	17.6	30	

Viorel Vasile
Operations Manager

LABORATORY ANALYSIS RESULTS

Client: The Source Group, Inc. (SH)
Project No: 04-NDLA-007
Project Name: DFSP Norwalk Soil Remediation

AA Project No: A5331400
Date Received: 07/07/15
Date Reported: 07/14/15

Analyte	Result	Reporting Limit	Units	Spike Level	Source Result	%REC	%REC Limits	RPD	RPD Limit	Notes
VOCs, OXY & TPHG by GC/MS EPA 5035 - Quality Control										
Batch B5G0804 - EPA 5035										
LCS Dup (B5G0804-BSD1) Continued				Prepared & Analyzed: 07/08/15						
cis-1,3-Dichloropropylene	**0.0462**	0.0050	mg/kg	0.040		116	75-125	12.4	30	
Ethylbenzene	**0.0429**	0.0020	mg/kg	0.040		107	75-125	0.373	30	
Methyl-tert-Butyl Ether (MTBE)	**0.0499**	0.0050	mg/kg	0.040		125	75-125	14.3	30	
Methylene Chloride	**0.0422**	0.050	mg/kg	0.040		106	75-130	25.0	30	
1,1,2,2-Tetrachloroethane	**0.0515**	0.0050	mg/kg	0.040		129	70-135	10.3	30	
Tetrachloroethylene (PCE)	**0.0408**	0.0050	mg/kg	0.040		102	75-125	9.11	30	
Toluene	**0.0393**	0.0020	mg/kg	0.040		98.2	75-125	3.30	30	
1,1,2-Trichloroethane	**0.0481**	0.0050	mg/kg	0.040		120	75-125	1.40	30	
1,1,1-Trichloroethane	**0.0448**	0.0050	mg/kg	0.040		112	75-125	14.0	30	
Trichloroethylene (TCE)	**0.0435**	0.0050	mg/kg	0.040		109	75-125	10.4	30	
Vinyl chloride	**0.0363**	0.0050	mg/kg	0.040		90.8	75-125	1.04	30	
o-Xylene	**0.0440**	0.0020	mg/kg	0.040		110	75-125	6.04	30	
Surrogate: 4-Bromofluorobenzene	*0.0971*		*mg/kg*	*0.10*		*97.1*	*70-140*			
Surrogate: Dibromofluoromethane	*0.104*		*mg/kg*	*0.10*		*104*	*70-140*			
Surrogate: Toluene-d8	*0.103*		*mg/kg*	*0.10*		*103*	*70-140*			
Carbon Chain by GC/FID - Quality Control										
Batch B5G0908 - EPA 3550B										
Blank (B5G0908-BLK1)				Prepared & Analyzed: 07/09/15						
C13-C22	<10	10	mg/kg							
C23-C32	<10	10	mg/kg							
C33-C44	<10	10	mg/kg							
Surrogate: o-Terphenyl	*9.09*		*mg/kg*	*10*		*90.9*	*50-150*			
LCS (B5G0908-BS1)				Prepared & Analyzed: 07/09/15						
Diesel Range Organics as Diesel	**189**	10	mg/kg	200		94.4	70-130			
Surrogate: o-Terphenyl	*10.1*		*mg/kg*	*10*		*101*	*50-150*			
LCS Dup (B5G0908-BSD1)				Prepared & Analyzed: 07/09/15						
Diesel Range Organics as Diesel	**195**	10	mg/kg	200		97.5	70-130	3.25	40	
Surrogate: o-Terphenyl	*10.5*		*mg/kg*	*10*		*105*	*50-150*			
Matrix Spike (B5G0908-MS1)			**Source: 5G07012-09**	Prepared: 07/09/15 Analyzed: 07/10/15						

Viorel Vasile
Operations Manager

LABORATORY ANALYSIS RESULTS

Client: The Source Group, Inc. (SH)
Project No: 04-NDLA-007
Project Name: DFSP Norwalk Soil Remediation

AA Project No: A5331400
Date Received: 07/07/15
Date Reported: 07/14/15

Analyte	Result	Reporting Limit	Units	Spike Level	Source Result	%REC	%REC Limits	RPD	RPD Limit	Notes
Carbon Chain by GC/FID - Quality Control										
Batch B5G0908 - EPA 3550B										
Matrix Spike (B5G0908-MS1) Continued			**Source: 5G07012-09**	Prepared: 07/09/15			Analyzed: 07/10/15			
Diesel Range Organics as Diesel	**184**	10	mg/kg	200		92.1	60-140			
Surrogate: o-Terphenyl	*9.93*		*mg/kg*	*10*		*99.3*	*50-150*			
Matrix Spike Dup (B5G0908-MSD1)			**Source: 5G07012-09**	Prepared: 07/09/15			Analyzed: 07/10/15			
Diesel Range Organics as Diesel	**190**	10	mg/kg	200		94.8	60-140	2.93	40	
Surrogate: o-Terphenyl	*10.5*		*mg/kg*	*10*		*105*	*50-150*			

Viorel Vasile
Operations Manager

LABORATORY ANALYSIS RESULTS

Client:	The Source Group, Inc. (SH)	**AA Project No:**	A5331400
Project No:	04-NDLA-007	**Date Received:**	07/07/15
Project Name:	DFSP Norwalk Soil Remediation	**Date Reported:**	07/14/15

Special Notes

[1] = ****** : Exceeds upper control limit

[2] = **S-GC** : Surrogate recovery outside of control limits. The data was accepted based on valid recovery of the remaining surrogate(s).

Gasoline Range Organics (GRO) concentration represents the C4-C12 carbon range.

Viorel Vasile
Operations Manager

AMERICAN ANALYTICS CHAIN-OF-CUSTODY RECORD

9765 ETON AVE., CHATSWORTH, CA 91311
Tel: 818-998-5547 FAX: 818-998-7258

A.A. COC No.: 122907
70037210
Page 1 of 1

Client: The Source Group Inc	Project Name / No.: 04-NDLA-007	Sampler's Name:	~~Erin Czuba~~ Denyce Robert
Project Manager: Ned Irish / Ken Wall	Site Address: 15306 Norwalk Blvd	Sampler's Signature:	
Phone: 562-597-1055	City: Norwalk	P.O. No.:	04/NDLA/007
Fax: 562-597-1070	State & Zip: CA 90650	Quote No.:	

TAT Turnaround Codes **

1 = Same Day Rush
2 = 24 Hour Rush
3 = 48 Hour Rush
4 = 72 Hour Rush
5 = 5 Day Rush
X = 10 Working Days (Standard TAT)

ANALYSIS REQUESTED (Test Name)

Please enter the TAT Turnaround Codes ** below

Client I.D.	A.A. I.D.	Date	Time	Sample Matrix	No. of Cont	TPH Carbon chain 8015 VOCs, oxygs, 9010 by 5035										Special Instructions
80004-ROWD-SB150	5G07012-01	7/7/15		SOIL	4	X	X									
80004-ROWD-SB151	-02	↓		↓	↓	X	X									
80004-ROWD-SB152	-03	↓		↓	↓	X	X									
80004-ROWD-SB153	-04	↓		↓	↓	X	X									
80004-ROWE-SB154	-05	↓		↓	↓	X	X									
80004-ROWE-SB155	-06	↓		↓	↓	X	X									
80004-ROWE-SB156	-07	↓		↓	↓	X	X									
80004-ROWE-SB157	-08	↓		↓	↓	X	X									
80004-ROWF-SB158	-09	7/7/15		SOIL	4	X	X									
80004-ROWF-SB159	-10	↓		↓	↓	X	X									
80004-ROWF-SB160	-11	↓		↓	↓	X	X									
80004-ROWF-SB161	-12	↓		↓	↓	X	X									

For Laboratory Use

REVIEWED
Date 7/7/15 Time 1700
TAT N Days Sign:

A.A. Project No.: AS331400/5G07012

Relinquished by	Date	Time	Received by
	7/7/15	1425	
	7/7/15	1624	
	Date	Time	

Note: By relinquishing samples to American Analytics, client agrees to pay for the services requested on this chain of custody form and any additional client-requested analyses performed on this project. Payment for services is due within 30 days from the date of invoice. Sample(s) will be disposed of after 45 days following the submittal of the sample(s) to American Analytics.

9765 Eton Avenue
Chatsworth
California 91311
Tel: (818) 998-5547
Fax: (818) 998-7258

June 24, 2015

Neil Irish

The Source Group, Inc. (SH)

1962 Freeman Ave.

Signal Hill, CA 90755

Re : DFSP Norwalk Soil Remediation / 04-NDLA-007

A5331379 / 5F18002

Enclosed is an analytical report for the above-referenced project. The samples included in this report were received on 06/18/15 07:43 and analyzed in accordance with the attached chain-of-custody.

Unless otherwise noted, all analytical testing was accomplished in accordance with the guidelines established in our Quality Assurance Program Manual, applicable standard operating procedures, and other related documentation. The results in this analytical report are limited to the samples tested and any reproduction thereof must be made in its entirety.

If you have any questions regarding this report or require additional information please call me at American Analytics.

Sincerely,

Viorel Vasile

Operations Manager

LABORATORY ANALYSIS RESULTS

Client: The Source Group, Inc. (SH)
Project No: 04-NDLA-007
Project Name: DFSP Norwalk Soil Remediation

AA Project No: A5331379
Date Received: 06/18/15
Date Reported: 06/24/15

Sample ID	Laboratory ID	Matrix	TAT	Date Sampled	Date Received
8260B/5035 +OXY+TPHG					
80004-ROWA-SB138	5F18002-01	Soil	5	06/17/15 00:00	06/18/15 07:43
80004-ROWA-SB139	5F18002-02	Soil	5	06/17/15 00:00	06/18/15 07:43
80004-ROWA-SB140	5F18002-03	Soil	5	06/17/15 00:00	06/18/15 07:43
80004-ROWA-SB141	5F18002-04	Soil	5	06/17/15 00:00	06/18/15 07:43
80004-ROWB-SB142	5F18002-05	Soil	5	06/17/15 00:00	06/18/15 07:43
80004-ROWB-SB143	5F18002-06	Soil	5	06/17/15 00:00	06/18/15 07:43
80004-ROWB-SB144	5F18002-07	Soil	5	06/17/15 00:00	06/18/15 07:43
80004-ROWB-SB145	5F18002-08	Soil	5	06/17/15 00:00	06/18/15 07:43
B00021	5F18002-09	Soil	5	06/17/15 00:00	06/18/15 07:43
Carbon Chain Custom					
80004-ROWA-SB138	5F18002-01	Soil	5	06/17/15 00:00	06/18/15 07:43
80004-ROWA-SB139	5F18002-02	Soil	5	06/17/15 00:00	06/18/15 07:43
80004-ROWA-SB140	5F18002-03	Soil	5	06/17/15 00:00	06/18/15 07:43
80004-ROWA-SB141	5F18002-04	Soil	5	06/17/15 00:00	06/18/15 07:43
80004-ROWB-SB142	5F18002-05	Soil	5	06/17/15 00:00	06/18/15 07:43
80004-ROWB-SB143	5F18002-06	Soil	5	06/17/15 00:00	06/18/15 07:43
80004-ROWB-SB144	5F18002-07	Soil	5	06/17/15 00:00	06/18/15 07:43
80004-ROWB-SB145	5F18002-08	Soil	5	06/17/15 00:00	06/18/15 07:43

Viorel Vasile
Operations Manager

LABORATORY ANALYSIS RESULTS

Client: The Source Group, Inc. (SH)
Project No: 04-NDLA-007
Project Name: DFSP Norwalk Soil Remediation

AA Project No: A5331379
Date Received: 06/18/15
Date Reported: 06/24/15

Sample ID	Laboratory ID	Matrix	TAT	Date Sampled	Date Received
B00021	5F18002-09	Soil	5	06/17/15 00:00	06/18/15 07:43

Viorel Vasile
Operations Manager

LABORATORY ANALYSIS RESULTS

Client: The Source Group, Inc. (SH)
Project No: 04-NDLA-007
Project Name: DFSP Norwalk Soil Remediation
Method: VOCs, OXY & TPHG by GC/MS EPA 5035

AA Project No: A5331379
Date Received: 06/18/15
Date Reported: 06/24/15
Units: mg/kg

Date Sampled:	06/17/15	06/17/15	06/17/15	06/17/15	
Date Prepared:	06/18/15	06/18/15	06/18/15	06/18/15	
Date Analyzed:	06/18/15	06/18/15	06/18/15	06/18/15	
AA ID No:	5F18002-01	5F18002-02	5F18002-03	5F18002-04	
Client ID No:	80004-ROWA-SB 138	80004-ROWA-SB1 39	80004-ROWA-SB 140	80004-ROWA-SB 141	
Matrix:	Soil	Soil	Soil	Soil	
Dilution Factor:	1	1	1	1	MRL
8260B/5035 +OXY+TPHG (EPA 8260B/5035)					
Acetone	**0.071**	<0.050	<0.050	<0.050	0.050
tert-Amyl Methyl Ether (TAME)	<0.0050	<0.0050	<0.0050	<0.0050	0.0050
Benzene	<0.010	<0.010	<0.010	<0.010	0.010
Bromobenzene	<0.0050	<0.0050	<0.0050	<0.0050	0.0050
Bromochloromethane	<0.0050	<0.0050	<0.0050	<0.0050	0.0050
Bromodichloromethane	<0.0050	<0.0050	<0.0050	<0.0050	0.0050
Bromoform	<0.0050	<0.0050	<0.0050	<0.0050	0.0050
Bromomethane	<0.0050	<0.0050	<0.0050	<0.0050	0.0050
2-Butanone (MEK)	<0.050	<0.050	<0.050	<0.050	0.050
tert-Butyl alcohol (TBA)	<0.020	<0.020	<0.020	<0.020	0.020
sec-Butylbenzene	<0.0050	<0.0050	<0.0050	<0.0050	0.0050
tert-Butylbenzene	<0.0050	<0.0050	<0.0050	<0.0050	0.0050
n-Butylbenzene	<0.0050	<0.0050	<0.0050	<0.0050	0.0050
Carbon Disulfide	<0.0050	<0.0050	<0.0050	<0.0050	0.0050
Carbon Tetrachloride	<0.0050	<0.0050	<0.0050	<0.0050	0.0050
Chlorobenzene	<0.0050	<0.0050	<0.0050	<0.0050	0.0050
Chloroethane	<0.0050	<0.0050	<0.0050	<0.0050	0.0050
Chloroform	<0.0050	<0.0050	<0.0050	<0.0050	0.0050
Chloromethane	<0.0050	<0.0050	<0.0050	<0.0050	0.0050
2-Chlorotoluene	<0.0050	<0.0050	<0.0050	<0.0050	0.0050
4-Chlorotoluene	<0.0050	<0.0050	<0.0050	<0.0050	0.0050
1,2-Dibromo-3-chloropropane	<0.010	<0.010	<0.010	<0.010	0.010
Dibromochloromethane	<0.0050	<0.0050	<0.0050	<0.0050	0.0050
1,2-Dibromoethane (EDB)	<0.0050	<0.0050	<0.0050	<0.0050	0.0050
Dibromomethane	<0.0050	<0.0050	<0.0050	<0.0050	0.0050
1,4-Dichlorobenzene	<0.0050	<0.0050	<0.0050	<0.0050	0.0050

Viorel Vasile
Operations Manager

LABORATORY ANALYSIS RESULTS

Client: The Source Group, Inc. (SH)
Project No: 04-NDLA-007
Project Name: DFSP Norwalk Soil Remediation
Method: VOCs, OXY & TPHG by GC/MS EPA 5035

AA Project No: A5331379
Date Received: 06/18/15
Date Reported: 06/24/15
Units: mg/kg

Date Sampled:	06/17/15	06/17/15	06/17/15	06/17/15	
Date Prepared:	06/18/15	06/18/15	06/18/15	06/18/15	
Date Analyzed:	06/18/15	06/18/15	06/18/15	06/18/15	
AA ID No:	5F18002-01	5F18002-02	5F18002-03	5F18002-04	
Client ID No:	80004-ROWA-SB 138	80004-ROWA-SB1 39	80004-ROWA-SB 140	80004-ROWA-SB 141	
Matrix:	Soil	Soil	Soil	Soil	
Dilution Factor:	1	1	1	1	MRL
8260B/5035 +OXY+TPHG (EPA 8260B/5035) (continued)					
1,3-Dichlorobenzene	<0.0050	<0.0050	<0.0050	<0.0050	0.0050
1,2-Dichlorobenzene	<0.0050	<0.0050	<0.0050	<0.0050	0.0050
Dichlorodifluoromethane (R12)	<0.0050	<0.0050	<0.0050	<0.0050	0.0050
1,1-Dichloroethane	<0.0050	<0.0050	<0.0050	<0.0050	0.0050
1,2-Dichloroethane (EDC)	<0.0050	<0.0050	<0.0050	<0.0050	0.0050
trans-1,2-Dichloroethylene	<0.0050	<0.0050	<0.0050	<0.0050	0.0050
cis-1,2-Dichloroethylene	<0.0050	<0.0050	<0.0050	<0.0050	0.0050
1,1-Dichloroethylene	<0.0050	<0.0050	<0.0050	<0.0050	0.0050
2,2-Dichloropropane	<0.0050	<0.0050	<0.0050	<0.0050	0.0050
1,3-Dichloropropane	<0.0050	<0.0050	<0.0050	<0.0050	0.0050
1,2-Dichloropropane	<0.0050	<0.0050	<0.0050	<0.0050	0.0050
trans-1,3-Dichloropropylene	<0.0050	<0.0050	<0.0050	<0.0050	0.0050
1,1-Dichloropropylene	<0.0050	<0.0050	<0.0050	<0.0050	0.0050
cis-1,3-Dichloropropylene	<0.0050	<0.0050	<0.0050	<0.0050	0.0050
Diisopropyl ether (DIPE)	<0.0050	<0.0050	<0.0050	<0.0050	0.0050
Ethylbenzene	<0.0020	<0.0020	<0.0020	<0.0020	0.0020
Ethyl-tert-Butyl Ether (ETBE)	<0.0050	<0.0050	<0.0050	<0.0050	0.0050
Gasoline Range Organics (GRO)	<0.50	<0.50	<0.50	<0.50	0.50
Hexachlorobutadiene	<0.010	<0.010	<0.010	<0.010	0.010
2-Hexanone (MBK)	<0.050	<0.050	<0.050	<0.050	0.050
Isopropylbenzene	<0.0050	<0.0050	<0.0050	<0.0050	0.0050
4-Isopropyltoluene	<0.0050	<0.0050	<0.0050	<0.0050	0.0050
Methyl-tert-Butyl Ether (MTBE)	<0.0050	<0.0050	<0.0050	<0.0050	0.0050
Methylene Chloride	<0.050	<0.050	<0.050	<0.050	0.050
4-Methyl-2-pentanone (MIBK)	<0.050	<0.050	<0.050	<0.050	0.050

Viorel Vasile
Operations Manager

LABORATORY ANALYSIS RESULTS

Client: The Source Group, Inc. (SH)
Project No: 04-NDLA-007
Project Name: DFSP Norwalk Soil Remediation
Method: VOCs, OXY & TPHG by GC/MS EPA 5035

AA Project No: A5331379
Date Received: 06/18/15
Date Reported: 06/24/15
Units: mg/kg

Date Sampled:	06/17/15	06/17/15	06/17/15	06/17/15	
Date Prepared:	06/18/15	06/18/15	06/18/15	06/18/15	
Date Analyzed:	06/18/15	06/18/15	06/18/15	06/18/15	
AA ID No:	5F18002-01	5F18002-02	5F18002-03	5F18002-04	
Client ID No:	80004-ROWA-SB 138	80004-ROWA-SB1 39	80004-ROWA-SB 140	80004-ROWA-SB 141	
Matrix:	Soil	Soil	Soil	Soil	
Dilution Factor:	1	1	1	1	MRL
8260B/5035 +OXY+TPHG (EPA 8260B/5035) (continued)					
Naphthalene	<0.010	<0.010	<0.010	<0.010	0.010
n-Propylbenzene	<0.0050	<0.0050	<0.0050	<0.0050	0.0050
Styrene	<0.0050	<0.0050	<0.0050	<0.0050	0.0050
1,1,1,2-Tetrachloroethane	<0.0050	<0.0050	<0.0050	<0.0050	0.0050
1,1,2,2-Tetrachloroethane	<0.0050	<0.0050	<0.0050	<0.0050	0.0050
Tetrachloroethylene (PCE)	<0.0050	<0.0050	<0.0050	<0.0050	0.0050
Toluene	<0.0020	<0.0020	<0.0020	<0.0020	0.0020
1,2,4-Trichlorobenzene	<0.0050	<0.0050	<0.0050	<0.0050	0.0050
1,2,3-Trichlorobenzene	<0.0050	<0.0050	<0.0050	<0.0050	0.0050
1,1,2-Trichloroethane	<0.0050	<0.0050	<0.0050	<0.0050	0.0050
1,1,1-Trichloroethane	<0.0050	<0.0050	<0.0050	<0.0050	0.0050
Trichloroethylene (TCE)	<0.0050	<0.0050	<0.0050	<0.0050	0.0050
Trichlorofluoromethane (R11)	<0.0050	<0.0050	<0.0050	<0.0050	0.0050
1,2,3-Trichloropropane	<0.0050	<0.0050	<0.0050	<0.0050	0.0050
1,1,2-Trichloro-1,2,2-trifluoroethane (R113)	<0.0050	<0.0050	<0.0050	<0.0050	0.0050
1,3,5-Trimethylbenzene	<0.0050	<0.0050	<0.0050	<0.0050	0.0050
1,2,4-Trimethylbenzene	<0.0050	<0.0050	<0.0050	<0.0050	0.0050
Vinyl chloride	<0.0050	<0.0050	<0.0050	<0.0050	0.0050
o-Xylene	<0.0020	<0.0020	<0.0020	<0.0020	0.0020
m,p-Xylenes	<0.0020	<0.0020	<0.0020	<0.0020	0.0020
Surrogates					**%REC Limits**
4-Bromofluorobenzene	104%	108%	117%	113%	70-140
Dibromofluoromethane	111%	111%	111%	113%	70-140
Toluene-d8	98%	100%	99%	100%	70-140

Viorel Vasile
Operations Manager

LABORATORY ANALYSIS RESULTS

Client: The Source Group, Inc. (SH)
Project No: 04-NDLA-007
Project Name: DFSP Norwalk Soil Remediation
Method: VOCs, OXY & TPHG by GC/MS EPA 5035

AA Project No: A5331379
Date Received: 06/18/15
Date Reported: 06/24/15
Units: mg/kg

Date Sampled:	06/17/15	06/17/15	06/17/15	06/17/15	
Date Prepared:	06/18/15	06/18/15	06/19/15	06/18/15	
Date Analyzed:	06/18/15	06/18/15	06/19/15	06/18/15	
AA ID No:	5F18002-05	5F18002-06	5F18002-07	5F18002-08	
Client ID No:	80004-ROWB-SB 142	80004-ROWB-SB 143	80004-ROWB-SB 144	80004-ROWB-SB 145	
Matrix:	Soil	Soil	Soil	Soil	
Dilution Factor:	1	1	1	1	MRL
8260B/5035 +OXY+TPHG (EPA 8260B/5035)					
Acetone	**0.13**	<0.050	<0.050	**0.062**	0.050
tert-Amyl Methyl Ether (TAME)	<0.0050	<0.0050	<0.0050	<0.0050	0.0050
Benzene	<0.010	<0.010	<0.010	<0.010	0.010
Bromobenzene	<0.0050	<0.0050	<0.0050	<0.0050	0.0050
Bromochloromethane	<0.0050	<0.0050	<0.0050	<0.0050	0.0050
Bromodichloromethane	<0.0050	<0.0050	<0.0050	<0.0050	0.0050
Bromoform	<0.0050	<0.0050	<0.0050	<0.0050	0.0050
Bromomethane	<0.0050	<0.0050	<0.0050	<0.0050	0.0050
2-Butanone (MEK)	<0.050	<0.050	<0.050	<0.050	0.050
tert-Butyl alcohol (TBA)	<0.020	<0.020	<0.020	<0.020	0.020
sec-Butylbenzene	<0.0050	<0.0050	<0.0050	<0.0050	0.0050
tert-Butylbenzene	<0.0050	<0.0050	<0.0050	<0.0050	0.0050
n-Butylbenzene	<0.0050	<0.0050	<0.0050	<0.0050	0.0050
Carbon Disulfide	<0.0050	<0.0050	<0.0050	<0.0050	0.0050
Carbon Tetrachloride	<0.0050	<0.0050	<0.0050	<0.0050	0.0050
Chlorobenzene	<0.0050	<0.0050	<0.0050	<0.0050	0.0050
Chloroethane	<0.0050	<0.0050	<0.0050	<0.0050	0.0050
Chloroform	<0.0050	<0.0050	<0.0050	<0.0050	0.0050
Chloromethane	<0.0050	<0.0050	<0.0050	<0.0050	0.0050
2-Chlorotoluene	<0.0050	<0.0050	<0.0050	<0.0050	0.0050
4-Chlorotoluene	<0.0050	<0.0050	<0.0050	<0.0050	0.0050
1,2-Dibromo-3-chloropropane	<0.010	<0.010	<0.010	<0.010	0.010
Dibromochloromethane	<0.0050	<0.0050	<0.0050	<0.0050	0.0050
1,2-Dibromoethane (EDB)	<0.0050	<0.0050	<0.0050	<0.0050	0.0050
Dibromomethane	<0.0050	<0.0050	<0.0050	<0.0050	0.0050
1,4-Dichlorobenzene	<0.0050	<0.0050	<0.0050	<0.0050	0.0050

Viorel Vasile
Operations Manager

LABORATORY ANALYSIS RESULTS

Client: The Source Group, Inc. (SH)
Project No: 04-NDLA-007
Project Name: DFSP Norwalk Soil Remediation
Method: VOCs, OXY & TPHG by GC/MS EPA 5035

AA Project No: A5331379
Date Received: 06/18/15
Date Reported: 06/24/15
Units: mg/kg

Date Sampled:	06/17/15	06/17/15	06/17/15	06/17/15	
Date Prepared:	06/18/15	06/18/15	06/19/15	06/18/15	
Date Analyzed:	06/18/15	06/18/15	06/19/15	06/18/15	
AA ID No:	5F18002-05	5F18002-06	5F18002-07	5F18002-08	
Client ID No:	80004-ROWB-SB 142	80004-ROWB-SB 143	80004-ROWB-SB 144	80004-ROWB-SB 145	
Matrix:	Soil	Soil	Soil	Soil	
Dilution Factor:	1	1	1	1	MRL
8260B/5035 +OXY+TPHG (EPA 8260B/5035) (continued)					
1,3-Dichlorobenzene	<0.0050	<0.0050	<0.0050	<0.0050	0.0050
1,2-Dichlorobenzene	<0.0050	<0.0050	<0.0050	<0.0050	0.0050
Dichlorodifluoromethane (R12)	<0.0050	<0.0050	<0.0050	<0.0050	0.0050
1,1-Dichloroethane	<0.0050	<0.0050	<0.0050	<0.0050	0.0050
1,2-Dichloroethane (EDC)	<0.0050	<0.0050	<0.0050	<0.0050	0.0050
trans-1,2-Dichloroethylene	<0.0050	<0.0050	<0.0050	<0.0050	0.0050
cis-1,2-Dichloroethylene	<0.0050	<0.0050	<0.0050	<0.0050	0.0050
1,1-Dichloroethylene	<0.0050	<0.0050	<0.0050	<0.0050	0.0050
2,2-Dichloropropane	<0.0050	<0.0050	<0.0050	<0.0050	0.0050
1,3-Dichloropropane	<0.0050	<0.0050	<0.0050	<0.0050	0.0050
1,2-Dichloropropane	<0.0050	<0.0050	<0.0050	<0.0050	0.0050
trans-1,3-Dichloropropylene	<0.0050	<0.0050	<0.0050	<0.0050	0.0050
1,1-Dichloropropylene	<0.0050	<0.0050	<0.0050	<0.0050	0.0050
cis-1,3-Dichloropropylene	<0.0050	<0.0050	<0.0050	<0.0050	0.0050
Diisopropyl ether (DIPE)	<0.0050	<0.0050	<0.0050	<0.0050	0.0050
Ethylbenzene	<0.0020	<0.0020	<0.0020	<0.0020	0.0020
Ethyl-tert-Butyl Ether (ETBE)	<0.0050	<0.0050	<0.0050	<0.0050	0.0050
Gasoline Range Organics (GRO)	<0.50	<0.50	<0.50	<0.50	0.50
Hexachlorobutadiene	<0.010	<0.010	<0.010	<0.010	0.010
2-Hexanone (MBK)	<0.050	<0.050	<0.050	<0.050	0.050
Isopropylbenzene	<0.0050	<0.0050	<0.0050	<0.0050	0.0050
4-Isopropyltoluene	<0.0050	<0.0050	<0.0050	<0.0050	0.0050
Methyl-tert-Butyl Ether (MTBE)	<0.0050	<0.0050	<0.0050	<0.0050	0.0050
Methylene Chloride	<0.050	<0.050	<0.050	<0.050	0.050
4-Methyl-2-pentanone (MIBK)	<0.050	<0.050	<0.050	<0.050	0.050
Naphthalene	<0.010	<0.010	<0.010	<0.010	0.010

Viorel Vasile
Operations Manager

LABORATORY ANALYSIS RESULTS

Client: The Source Group, Inc. (SH)
Project No: 04-NDLA-007
Project Name: DFSP Norwalk Soil Remediation
Method: VOCs, OXY & TPHG by GC/MS EPA 5035

AA Project No: A5331379
Date Received: 06/18/15
Date Reported: 06/24/15
Units: mg/kg

Date Sampled:	06/17/15	06/17/15	06/17/15	06/17/15	
Date Prepared:	06/18/15	06/18/15	06/19/15	06/18/15	
Date Analyzed:	06/18/15	06/18/15	06/19/15	06/18/15	
AA ID No:	5F18002-05	5F18002-06	5F18002-07	5F18002-08	
Client ID No:	80004-ROWB-SB 142	80004-ROWB-SB 143	80004-ROWB-SB 144	80004-ROWB-SB 145	
Matrix:	Soil	Soil	Soil	Soil	
Dilution Factor:	1	1	1	1	MRL
8260B/5035 +OXY+TPHG (EPA 8260B/5035) (continued)					
n-Propylbenzene	<0.0050	<0.0050	<0.0050	<0.0050	0.0050
Styrene	<0.0050	<0.0050	<0.0050	<0.0050	0.0050
1,1,1,2-Tetrachloroethane	<0.0050	<0.0050	<0.0050	<0.0050	0.0050
1,1,2,2-Tetrachloroethane	<0.0050	<0.0050	<0.0050	<0.0050	0.0050
Tetrachloroethylene (PCE)	<0.0050	<0.0050	<0.0050	<0.0050	0.0050
Toluene	<0.0020	**0.0025**	**0.0033**	<0.0020	0.0020
1,2,4-Trichlorobenzene	<0.0050	<0.0050	<0.0050	<0.0050	0.0050
1,2,3-Trichlorobenzene	<0.0050	<0.0050	<0.0050	<0.0050	0.0050
1,1,2-Trichloroethane	<0.0050	<0.0050	<0.0050	<0.0050	0.0050
1,1,1-Trichloroethane	<0.0050	<0.0050	<0.0050	<0.0050	0.0050
Trichloroethylene (TCE)	<0.0050	<0.0050	<0.0050	<0.0050	0.0050
Trichlorofluoromethane (R11)	<0.0050	<0.0050	<0.0050	<0.0050	0.0050
1,2,3-Trichloropropane	<0.0050	<0.0050	<0.0050	<0.0050	0.0050
1,1,2-Trichloro-1,2,2-trifluoroethane (R113)	<0.0050	<0.0050	<0.0050	<0.0050	0.0050
1,3,5-Trimethylbenzene	<0.0050	<0.0050	<0.0050	<0.0050	0.0050
1,2,4-Trimethylbenzene	<0.0050	<0.0050	<0.0050	<0.0050	0.0050
Vinyl chloride	<0.0050	<0.0050	<0.0050	<0.0050	0.0050
o-Xylene	<0.0020	<0.0020	<0.0020	<0.0020	0.0020
m,p-Xylenes	<0.0020	<0.0020	**0.0020**	<0.0020	0.0020
Surrogates					**%REC Limits**
4-Bromofluorobenzene	111%	116%	108%	107%	70-140
Dibromofluoromethane	96%	116%	105%	125%	70-140
Toluene-d8	99%	102%	100%	102%	70-140

Viorel Vasile
Operations Manager

LABORATORY ANALYSIS RESULTS

Client:	The Source Group, Inc. (SH)	**AA Project No:**	A5331379
Project No:	04-NDLA-007	**Date Received:**	06/18/15
Project Name:	DFSP Norwalk Soil Remediation	**Date Reported:**	06/24/15
Method:	VOCs, OXY & TPHG by GC/MS EPA 5035	**Units:**	mg/kg

Date Sampled:	06/17/15	
Date Prepared:	06/19/15	
Date Analyzed:	06/19/15	
AA ID No:	5F18002-09	
Client ID No:	B00021	
Matrix:	Soil	
Dilution Factor:	1	MRL

8260B/5035 +OXY+TPHG (EPA 8260B/5035)

Acetone	<0.050	0.050
tert-Amyl Methyl Ether (TAME)	<0.0050	0.0050
Benzene	<0.010	0.010
Bromobenzene	<0.0050	0.0050
Bromochloromethane	<0.0050	0.0050
Bromodichloromethane	<0.0050	0.0050
Bromoform	<0.0050	0.0050
Bromomethane	<0.0050	0.0050
2-Butanone (MEK)	<0.050	0.050
tert-Butyl alcohol (TBA)	<0.020	0.020
sec-Butylbenzene	<0.0050	0.0050
tert-Butylbenzene	<0.0050	0.0050
n-Butylbenzene	<0.0050	0.0050
Carbon Disulfide	<0.0050	0.0050
Carbon Tetrachloride	<0.0050	0.0050
Chlorobenzene	<0.0050	0.0050
Chloroethane	<0.0050	0.0050
Chloroform	<0.0050	0.0050
Chloromethane	<0.0050	0.0050
2-Chlorotoluene	<0.0050	0.0050
4-Chlorotoluene	<0.0050	0.0050
1,2-Dibromo-3-chloropropane	<0.010	0.010
Dibromochloromethane	<0.0050	0.0050
1,2-Dibromoethane (EDB)	<0.0050	0.0050
Dibromomethane	<0.0050	0.0050
1,4-Dichlorobenzene	<0.0050	0.0050
1,3-Dichlorobenzene	<0.0050	0.0050

Viorel Vasile
Operations Manager

LABORATORY ANALYSIS RESULTS

Client:	The Source Group, Inc. (SH)	**AA Project No:**	A5331379
Project No:	04-NDLA-007	**Date Received:**	06/18/15
Project Name:	DFSP Norwalk Soil Remediation	**Date Reported:**	06/24/15
Method:	VOCs, OXY & TPHG by GC/MS EPA 5035	**Units:**	mg/kg

Date Sampled:	06/17/15	
Date Prepared:	06/19/15	
Date Analyzed:	06/19/15	
AA ID No:	5F18002-09	
Client ID No:	B00021	
Matrix:	Soil	
Dilution Factor:	1	MRL

8260B/5035 +OXY+TPHG (EPA 8260B/5035) (continued)

1,2-Dichlorobenzene	<0.0050	0.0050
Dichlorodifluoromethane (R12)	<0.0050	0.0050
1,1-Dichloroethane	<0.0050	0.0050
1,2-Dichloroethane (EDC)	<0.0050	0.0050
trans-1,2-Dichloroethylene	<0.0050	0.0050
cis-1,2-Dichloroethylene	<0.0050	0.0050
1,1-Dichloroethylene	<0.0050	0.0050
2,2-Dichloropropane	<0.0050	0.0050
1,3-Dichloropropane	<0.0050	0.0050
1,2-Dichloropropane	<0.0050	0.0050
trans-1,3-Dichloropropylene	<0.0050	0.0050
1,1-Dichloropropylene	<0.0050	0.0050
cis-1,3-Dichloropropylene	<0.0050	0.0050
Diisopropyl ether (DIPE)	<0.0050	0.0050
Ethylbenzene	<0.0020	0.0020
Ethyl-tert-Butyl Ether (ETBE)	<0.0050	0.0050
Gasoline Range Organics (GRO)	<0.50	0.50
Hexachlorobutadiene	<0.010	0.010
2-Hexanone (MBK)	<0.050	0.050
Isopropylbenzene	<0.0050	0.0050
4-Isopropyltoluene	<0.0050	0.0050
Methyl-tert-Butyl Ether (MTBE)	<0.0050	0.0050
Methylene Chloride	<0.050	0.050
4-Methyl-2-pentanone (MIBK)	<0.050	0.050
Naphthalene	<0.010	0.010
n-Propylbenzene	<0.0050	0.0050

Viorel Vasile
Operations Manager

LABORATORY ANALYSIS RESULTS

Client:	The Source Group, Inc. (SH)	**AA Project No:**	A5331379
Project No:	04-NDLA-007	**Date Received:**	06/18/15
Project Name:	DFSP Norwalk Soil Remediation	**Date Reported:**	06/24/15
Method:	VOCs, OXY & TPHG by GC/MS EPA 5035	**Units:**	mg/kg

Date Sampled:	06/17/15	
Date Prepared:	06/19/15	
Date Analyzed:	06/19/15	
AA ID No:	5F18002-09	
Client ID No:	B00021	
Matrix:	Soil	
Dilution Factor:	1	MRL

8260B/5035 +OXY+TPHG (EPA 8260B/5035) (continued)

Styrene	<0.0050	0.0050
1,1,1,2-Tetrachloroethane	<0.0050	0.0050
1,1,2,2-Tetrachloroethane	<0.0050	0.0050
Tetrachloroethylene (PCE)	<0.0050	0.0050
Toluene	<0.0020	0.0020
1,2,4-Trichlorobenzene	<0.0050	0.0050
1,2,3-Trichlorobenzene	<0.0050	0.0050
1,1,2-Trichloroethane	<0.0050	0.0050
1,1,1-Trichloroethane	<0.0050	0.0050
Trichloroethylene (TCE)	<0.0050	0.0050
Trichlorofluoromethane (R11)	<0.0050	0.0050
1,2,3-Trichloropropane	<0.0050	0.0050
1,1,2-Trichloro-1,2,2-trifluoroethane (R113)	<0.0050	0.0050
1,3,5-Trimethylbenzene	<0.0050	0.0050
1,2,4-Trimethylbenzene	<0.0050	0.0050
Vinyl chloride	<0.0050	0.0050
o-Xylene	<0.0020	0.0020
m,p-Xylenes	**0.0032**	0.0020

Surrogates		**%REC Limits**
4-Bromofluorobenzene	106%	70-140
Dibromofluoromethane	106%	70-140
Toluene-d8	104%	70-140

Viorel Vasile
Operations Manager

LABORATORY ANALYSIS RESULTS

Client: The Source Group, Inc. (SH)
Project No: 04-NDLA-007
Project Name: DFSP Norwalk Soil Remediation
Method: Carbon Chain by GC/FID

AA Project No: A5331379
Date Received: 06/18/15
Date Reported: 06/24/15
Units: mg/kg

Date Sampled:	06/17/15	06/17/15	06/17/15	06/17/15	
Date Prepared:	06/18/15	06/18/15	06/18/15	06/18/15	
Date Analyzed:	06/18/15	06/18/15	06/18/15	06/18/15	
AA ID No:	5F18002-01	5F18002-02	5F18002-03	5F18002-04	
Client ID No:	80004-ROWA-SB 138	80004-ROWA-SB1 39	80004-ROWA-SB 140	80004-ROWA-SB 141	
Matrix:	Soil	Soil	Soil	Soil	
Dilution Factor:	1	1	1	1	MRL
Carbon Chain Custom (EPA 8015M)					
C13-C22	**45**	**37**	**19**	<10	10
C23-C32	**120**	**180**	**120**	**110**	10
C33-C44	**100**	**170**	**160**	**160**	10
Surrogates					**%REC Limits**
o-Terphenyl	122%	120%	111%	112%	50-150

Viorel Vasile
Operations Manager

LABORATORY ANALYSIS RESULTS

Client: The Source Group, Inc. (SH)
Project No: 04-NDLA-007
Project Name: DFSP Norwalk Soil Remediation
Method: Carbon Chain by GC/FID

AA Project No: A5331379
Date Received: 06/18/15
Date Reported: 06/24/15
Units: mg/kg

Date Sampled:	06/17/15	06/17/15	06/17/15	06/17/15	
Date Prepared:	06/18/15	06/18/15	06/18/15	06/18/15	
Date Analyzed:	06/18/15	06/18/15	06/18/15	06/18/15	
AA ID No:	5F18002-05	5F18002-06	5F18002-07	5F18002-08	
Client ID No:	80004-ROWB-SB 142	80004-ROWB-SB 143	80004-ROWB-SB 144	80004-ROWB-SB 145	
Matrix:	Soil	Soil	Soil	Soil	
Dilution Factor:	1	1	1	1	MRL
Carbon Chain Custom (EPA 8015M)					
C13-C22	**23**	**15**	<10	<10	10
C23-C32	**62**	**110**	**11**	**34**	10
C33-C44	**85**	**140**	**37**	**55**	10
Surrogates					**%REC Limits**
o-Terphenyl	113%	115%	118%	114%	50-150

Viorel Vasile
Operations Manager

LABORATORY ANALYSIS RESULTS

Client:	The Source Group, Inc. (SH)	**AA Project No:**	A5331379
Project No:	04-NDLA-007	**Date Received:**	06/18/15
Project Name:	DFSP Norwalk Soil Remediation	**Date Reported:**	06/24/15
Method:	Carbon Chain by GC/FID	**Units:**	mg/kg

Date Sampled:	06/17/15	
Date Prepared:	06/18/15	
Date Analyzed:	06/18/15	
AA ID No:	5F18002-09	
Client ID No:	B00021	
Matrix:	Soil	
Dilution Factor:	1	MRL
Carbon Chain Custom (EPA 8015M)		
C13-C22	**11**	10
C23-C32	**150**	10
C33-C44	**120**	10

Surrogates		**%REC Limits**
o-Terphenyl	114%	50-150

Viorel Vasile
Operations Manager

LABORATORY ANALYSIS RESULTS

Client: The Source Group, Inc. (SH)
Project No: 04-NDLA-007
Project Name: DFSP Norwalk Soil Remediation

AA Project No: A5331379
Date Received: 06/18/15
Date Reported: 06/24/15

Analyte	Result	Reporting Limit	Units	Spike Level	Source Result	%REC	%REC Limits	RPD	RPD Limit	Notes
VOCs, OXY & TPHG by GC/MS EPA 5035 - Quality Control										
Batch B5F1804 - EPA 5035										
Blank (B5F1804-BLK1)				Prepared & Analyzed: 06/18/15						
Acetone	<0.050	0.050	mg/kg							
tert-Amyl Methyl Ether (TAME)	<0.0050	0.0050	mg/kg							
Benzene	<0.010	0.010	mg/kg							
Bromobenzene	<0.0050	0.0050	mg/kg							
Bromochloromethane	<0.0050	0.0050	mg/kg							
Bromodichloromethane	<0.0050	0.0050	mg/kg							
Bromoform	<0.0050	0.0050	mg/kg							
Bromomethane	<0.0050	0.0050	mg/kg							
2-Butanone (MEK)	<0.050	0.050	mg/kg							
tert-Butyl alcohol (TBA)	<0.020	0.020	mg/kg							
sec-Butylbenzene	<0.0050	0.0050	mg/kg							
tert-Butylbenzene	<0.0050	0.0050	mg/kg							
n-Butylbenzene	<0.0050	0.0050	mg/kg							
Carbon Disulfide	<0.0050	0.0050	mg/kg							
Carbon Tetrachloride	<0.0050	0.0050	mg/kg							
Chlorobenzene	<0.0050	0.0050	mg/kg							
Chloroethane	<0.0050	0.0050	mg/kg							
Chloroform	<0.0050	0.0050	mg/kg							
Chloromethane	<0.0050	0.0050	mg/kg							
2-Chlorotoluene	<0.0050	0.0050	mg/kg							
4-Chlorotoluene	<0.0050	0.0050	mg/kg							
1,2-Dibromo-3-chloropropane	<0.010	0.010	mg/kg							
Dibromochloromethane	<0.0050	0.0050	mg/kg							
1,2-Dibromoethane (EDB)	<0.0050	0.0050	mg/kg							
Dibromomethane	<0.0050	0.0050	mg/kg							
1,4-Dichlorobenzene	<0.0050	0.0050	mg/kg							
1,3-Dichlorobenzene	<0.0050	0.0050	mg/kg							
1,2-Dichlorobenzene	<0.0050	0.0050	mg/kg							
Dichlorodifluoromethane (R12)	<0.0050	0.0050	mg/kg							
1,1-Dichloroethane	<0.0050	0.0050	mg/kg							
1,2-Dichloroethane (EDC)	<0.0050	0.0050	mg/kg							

Viorel Vasile
Operations Manager

LABORATORY ANALYSIS RESULTS

Client: The Source Group, Inc. (SH)
Project No: 04-NDLA-007
Project Name: DFSP Norwalk Soil Remediation

AA Project No: A5331379
Date Received: 06/18/15
Date Reported: 06/24/15

Analyte	Result	Reporting Limit	Units	Spike Level	Source Result	%REC	%REC Limits	RPD	RPD Limit	Notes
VOCs, OXY & TPHG by GC/MS EPA 5035 - Quality Control										
Batch B5F1804 - EPA 5035										
Blank (B5F1804-BLK1) Continued				Prepared & Analyzed: 06/18/15						
trans-1,2-Dichloroethylene	<0.0050	0.0050	mg/kg							
cis-1,2-Dichloroethylene	<0.0050	0.0050	mg/kg							
1,1-Dichloroethylene	<0.0050	0.0050	mg/kg							
2,2-Dichloropropane	<0.0050	0.0050	mg/kg							
1,3-Dichloropropane	<0.0050	0.0050	mg/kg							
1,2-Dichloropropane	<0.0050	0.0050	mg/kg							
trans-1,3-Dichloropropylene	<0.0050	0.0050	mg/kg							
1,1-Dichloropropylene	<0.0050	0.0050	mg/kg							
cis-1,3-Dichloropropylene	<0.0050	0.0050	mg/kg							
Diisopropyl ether (DIPE)	<0.0050	0.0050	mg/kg							
Ethylbenzene	<0.0020	0.0020	mg/kg							
Ethyl-tert-Butyl Ether (ETBE)	<0.0050	0.0050	mg/kg							
Gasoline Range Organics (GRO)	<0.50	0.50	mg/kg							
Hexachlorobutadiene	<0.010	0.010	mg/kg							
2-Hexanone (MBK)	<0.050	0.050	mg/kg							
Isopropylbenzene	<0.0050	0.0050	mg/kg							
4-Isopropyltoluene	<0.0050	0.0050	mg/kg							
Methyl-tert-Butyl Ether (MTBE)	<0.0050	0.0050	mg/kg							
Methylene Chloride	<0.050	0.050	mg/kg							
4-Methyl-2-pentanone (MIBK)	<0.050	0.050	mg/kg							
Naphthalene	<0.010	0.010	mg/kg							
n-Propylbenzene	<0.0050	0.0050	mg/kg							
Styrene	<0.0050	0.0050	mg/kg							
1,1,1,2-Tetrachloroethane	<0.0050	0.0050	mg/kg							
1,1,2,2-Tetrachloroethane	<0.0050	0.0050	mg/kg							
Tetrachloroethylene (PCE)	<0.0050	0.0050	mg/kg							
Toluene	<0.0020	0.0020	mg/kg							
1,2,4-Trichlorobenzene	<0.0050	0.0050	mg/kg							
1,2,3-Trichlorobenzene	<0.0050	0.0050	mg/kg							
1,1,2-Trichloroethane	<0.0050	0.0050	mg/kg							
1,1,1-Trichloroethane	<0.0050	0.0050	mg/kg							

Viorel Vasile
Operations Manager

LABORATORY ANALYSIS RESULTS

Client: The Source Group, Inc. (SH)
Project No: 04-NDLA-007
Project Name: DFSP Norwalk Soil Remediation

AA Project No: A5331379
Date Received: 06/18/15
Date Reported: 06/24/15

Analyte	Result	Reporting Limit	Units	Spike Level	Source Result	%REC	%REC Limits	RPD	RPD Limit	Notes
VOCs, OXY & TPHG by GC/MS EPA 5035 - Quality Control										
Batch B5F1804 - EPA 5035										
Blank (B5F1804-BLK1) Continued				Prepared & Analyzed: 06/18/15						
Trichloroethylene (TCE)	<0.0050	0.0050	mg/kg							
Trichlorofluoromethane (R11)	<0.0050	0.0050	mg/kg							
1,2,3-Trichloropropane	<0.0050	0.0050	mg/kg							
1,1,2-Trichloro-1,2,2-trifluoroethane (R113)	<0.0050	0.0050	mg/kg							
1,3,5-Trimethylbenzene	<0.0050	0.0050	mg/kg							
1,2,4-Trimethylbenzene	<0.0050	0.0050	mg/kg							
Vinyl chloride	<0.0050	0.0050	mg/kg							
o-Xylene	<0.0020	0.0020	mg/kg							
m,p-Xylenes	<0.0020	0.0020	mg/kg							
Surrogate: 4-Bromofluorobenzene	*0.103*		*mg/kg*	*0.10*		*103*	*70-140*			
Surrogate: Dibromofluoromethane	*0.0981*		*mg/kg*	*0.10*		*98.1*	*70-140*			
Surrogate: Toluene-d8	*0.101*		*mg/kg*	*0.10*		*101*	*70-140*			
LCS (B5F1804-BS1)				Prepared & Analyzed: 06/18/15						
Benzene	**0.0359**	0.010	mg/kg	0.040		89.8	75-125			
Bromodichloromethane	**0.0369**	0.0050	mg/kg	0.040		92.2	75-125			
Bromoform	**0.0357**	0.0050	mg/kg	0.040		89.2	75-125			
Carbon Tetrachloride	**0.0383**	0.0050	mg/kg	0.040		95.7	75-125			
Chlorobenzene	**0.0382**	0.0050	mg/kg	0.040		95.5	75-125			
Chloroethane	**0.0382**	0.0050	mg/kg	0.040		95.4	75-125			
Chloroform	**0.0428**	0.0050	mg/kg	0.040		107	75-125			
Chloromethane	**0.0356**	0.0050	mg/kg	0.040		89.1	65-125			
Dibromochloromethane	**0.0377**	0.0050	mg/kg	0.040		94.2	75-125			
1,4-Dichlorobenzene	**0.0372**	0.0050	mg/kg	0.040		93.0	75-125			
1,1-Dichloroethane	**0.0358**	0.0050	mg/kg	0.040		89.6	70-125			
1,2-Dichloroethane (EDC)	**0.0355**	0.0050	mg/kg	0.040		88.8	75-125			
trans-1,2-Dichloroethylene	**0.0333**	0.0050	mg/kg	0.040		83.4	75-125			
cis-1,2-Dichloroethylene	**0.0436**	0.0050	mg/kg	0.040		109	75-125			
1,1-Dichloroethylene	**0.0365**	0.0050	mg/kg	0.040		91.2	70-130			
1,2-Dichloropropane	**0.0372**	0.0050	mg/kg	0.040		93.1	75-130			
cis-1,3-Dichloropropylene	**0.0373**	0.0050	mg/kg	0.040		93.3	75-125			

Viorel Vasile
Operations Manager

LABORATORY ANALYSIS RESULTS

Client: The Source Group, Inc. (SH)
Project No: 04-NDLA-007
Project Name: DFSP Norwalk Soil Remediation

AA Project No: A5331379
Date Received: 06/18/15
Date Reported: 06/24/15

Analyte	Result	Reporting Limit	Units	Spike Level	Source Result	%REC	%REC Limits	RPD	RPD Limit	Notes
VOCs, OXY & TPHG by GC/MS EPA 5035 - Quality Control										
Batch B5F1804 - EPA 5035										
LCS (B5F1804-BS1) Continued				Prepared & Analyzed: 06/18/15						
Ethylbenzene	**0.0375**	0.0020	mg/kg	0.040		93.6	75-125			
Methyl-tert-Butyl Ether (MTBE)	**0.0357**	0.0050	mg/kg	0.040		89.2	75-125			
Methylene Chloride	**0.0358**	0.050	mg/kg	0.040		89.6	75-130			
1,1,2,2-Tetrachloroethane	**0.0382**	0.0050	mg/kg	0.040		95.6	70-135			
Tetrachloroethylene (PCE)	**0.0379**	0.0050	mg/kg	0.040		94.8	75-125			
Toluene	**0.0378**	0.0020	mg/kg	0.040		94.5	75-125			
1,1,2-Trichloroethane	**0.0354**	0.0050	mg/kg	0.040		88.5	75-125			
1,1,1-Trichloroethane	**0.0377**	0.0050	mg/kg	0.040		94.2	75-125			
Trichloroethylene (TCE)	**0.0394**	0.0050	mg/kg	0.040		98.6	75-125			
Vinyl chloride	**0.0392**	0.0050	mg/kg	0.040		97.9	75-125			
o-Xylene	**0.0386**	0.0020	mg/kg	0.040		96.4	75-125			
Surrogate: 4-Bromofluorobenzene	*0.0981*		*mg/kg*	*0.10*		*98.1*	*70-140*			
Surrogate: Dibromofluoromethane	*0.101*		*mg/kg*	*0.10*		*101*	*70-140*			
Surrogate: Toluene-d8	*0.0999*		*mg/kg*	*0.10*		*99.9*	*70-140*			
LCS Dup (B5F1804-BSD1)				Prepared & Analyzed: 06/18/15						
Benzene	**0.0421**	0.010	mg/kg	0.040		105	75-125	15.7	30	
Bromodichloromethane	**0.0413**	0.0050	mg/kg	0.040		103	75-125	11.3	30	
Bromoform	**0.0390**	0.0050	mg/kg	0.040		97.4	75-125	8.73	30	
Carbon Tetrachloride	**0.0381**	0.0050	mg/kg	0.040		95.2	75-125	0.524	30	
Chlorobenzene	**0.0392**	0.0050	mg/kg	0.040		98.1	75-125	2.69	30	
Chloroethane	**0.0391**	0.0050	mg/kg	0.040		97.7	75-125	2.38	30	
Chloroform	**0.0421**	0.0050	mg/kg	0.040		105	75-125	1.65	30	
Chloromethane	**0.0396**	0.0050	mg/kg	0.040		99.0	65-125	10.5	30	
Dibromochloromethane	**0.0393**	0.0050	mg/kg	0.040		98.2	75-125	4.11	30	
1,4-Dichlorobenzene	**0.0378**	0.0050	mg/kg	0.040		94.6	75-125	1.71	30	
1,1-Dichloroethane	**0.0437**	0.0050	mg/kg	0.040		109	70-125	19.9	30	
1,2-Dichloroethane (EDC)	**0.0402**	0.0050	mg/kg	0.040		101	75-125	12.4	30	
trans-1,2-Dichloroethylene	**0.0422**	0.0050	mg/kg	0.040		106	75-125	23.5	30	
cis-1,2-Dichloroethylene	**0.0421**	0.0050	mg/kg	0.040		105	75-125	3.50	30	
1,1-Dichloroethylene	**0.0424**	0.0050	mg/kg	0.040		106	70-130	15.1	30	
1,2-Dichloropropane	**0.0443**	0.0050	mg/kg	0.040		111	75-130	17.3	30	

Viorel Vasile
Operations Manager

LABORATORY ANALYSIS RESULTS

Client: The Source Group, Inc. (SH)
Project No: 04-NDLA-007
Project Name: DFSP Norwalk Soil Remediation

AA Project No: A5331379
Date Received: 06/18/15
Date Reported: 06/24/15

Analyte	Result	Reporting Limit	Units	Spike Level	Source Result	%REC	%REC Limits	RPD	RPD Limit	Notes
VOCs, OXY & TPHG by GC/MS EPA 5035 - Quality Control										
Batch B5F1804 - EPA 5035										
LCS Dup (B5F1804-BSD1) Continued				Prepared & Analyzed: 06/18/15						
cis-1,3-Dichloropropylene	**0.0397**	0.0050	mg/kg	0.040		99.3	75-125	6.23	30	
Ethylbenzene	**0.0383**	0.0020	mg/kg	0.040		95.8	75-125	2.32	30	
Methyl-tert-Butyl Ether (MTBE)	**0.0404**	0.0050	mg/kg	0.040		101	75-125	12.5	30	
Methylene Chloride	**0.0390**	0.050	mg/kg	0.040		97.6	75-130	8.55	30	
1,1,2,2-Tetrachloroethane	**0.0369**	0.0050	mg/kg	0.040		92.3	70-135	3.46	30	
Tetrachloroethylene (PCE)	**0.0391**	0.0050	mg/kg	0.040		97.6	75-125	3.01	30	
Toluene	**0.0387**	0.0020	mg/kg	0.040		96.9	75-125	2.51	30	
1,1,2-Trichloroethane	**0.0387**	0.0050	mg/kg	0.040		96.8	75-125	8.96	30	
1,1,1-Trichloroethane	**0.0364**	0.0050	mg/kg	0.040		91.0	75-125	3.46	30	
Trichloroethylene (TCE)	**0.0461**	0.0050	mg/kg	0.040		115	75-125	15.6	30	
Vinyl chloride	**0.0480**	0.0050	mg/kg	0.040		120	75-125	20.2	30	
o-Xylene	**0.0382**	0.0020	mg/kg	0.040		95.6	75-125	0.938	30	
Surrogate: 4-Bromofluorobenzene	*0.0961*		*mg/kg*	*0.10*		*96.1*	*70-140*			
Surrogate: Dibromofluoromethane	*0.0951*		*mg/kg*	*0.10*		*95.1*	*70-140*			
Surrogate: Toluene-d8	*0.0997*		*mg/kg*	*0.10*		*99.7*	*70-140*			
Batch B5F1910 - EPA 5035										
Blank (B5F1910-BLK1)				Prepared & Analyzed: 06/19/15						
Acetone	<0.050	0.050	mg/kg							
tert-Amyl Methyl Ether (TAME)	<0.0050	0.0050	mg/kg							
Benzene	<0.010	0.010	mg/kg							
Bromobenzene	<0.0050	0.0050	mg/kg							
Bromochloromethane	<0.0050	0.0050	mg/kg							
Bromodichloromethane	<0.0050	0.0050	mg/kg							
Bromoform	<0.0050	0.0050	mg/kg							
Bromomethane	<0.0050	0.0050	mg/kg							
2-Butanone (MEK)	<0.050	0.050	mg/kg							
tert-Butyl alcohol (TBA)	<0.020	0.020	mg/kg							
sec-Butylbenzene	<0.0050	0.0050	mg/kg							
tert-Butylbenzene	<0.0050	0.0050	mg/kg							
n-Butylbenzene	<0.0050	0.0050	mg/kg							
Carbon Disulfide	<0.0050	0.0050	mg/kg							

Viorel Vasile
Operations Manager

LABORATORY ANALYSIS RESULTS

Client: The Source Group, Inc. (SH)
Project No: 04-NDLA-007
Project Name: DFSP Norwalk Soil Remediation

AA Project No: A5331379
Date Received: 06/18/15
Date Reported: 06/24/15

Analyte	Result	Reporting Limit	Units	Spike Level	Source Result	%REC	%REC Limits	RPD	RPD Limit	Notes
VOCs, OXY & TPHG by GC/MS EPA 5035 - Quality Control										
Batch B5F1910 - EPA 5035										
Blank (B5F1910-BLK1) Continued				Prepared & Analyzed: 06/19/15						
Carbon Tetrachloride	<0.0050	0.0050	mg/kg							
Chlorobenzene	<0.0050	0.0050	mg/kg							
Chloroethane	<0.0050	0.0050	mg/kg							
Chloroform	<0.0050	0.0050	mg/kg							
Chloromethane	<0.0050	0.0050	mg/kg							
2-Chlorotoluene	<0.0050	0.0050	mg/kg							
4-Chlorotoluene	<0.0050	0.0050	mg/kg							
1,2-Dibromo-3-chloropropane	<0.010	0.010	mg/kg							
Dibromochloromethane	<0.0050	0.0050	mg/kg							
1,2-Dibromoethane (EDB)	<0.0050	0.0050	mg/kg							
Dibromomethane	<0.0050	0.0050	mg/kg							
1,4-Dichlorobenzene	<0.0050	0.0050	mg/kg							
1,3-Dichlorobenzene	<0.0050	0.0050	mg/kg							
1,2-Dichlorobenzene	<0.0050	0.0050	mg/kg							
Dichlorodifluoromethane (R12)	<0.0050	0.0050	mg/kg							
1,1-Dichloroethane	<0.0050	0.0050	mg/kg							
1,2-Dichloroethane (EDC)	<0.0050	0.0050	mg/kg							
trans-1,2-Dichloroethylene	<0.0050	0.0050	mg/kg							
cis-1,2-Dichloroethylene	<0.0050	0.0050	mg/kg							
1,1-Dichloroethylene	<0.0050	0.0050	mg/kg							
2,2-Dichloropropane	<0.0050	0.0050	mg/kg							
1,3-Dichloropropane	<0.0050	0.0050	mg/kg							
1,2-Dichloropropane	<0.0050	0.0050	mg/kg							
trans-1,3-Dichloropropylene	<0.0050	0.0050	mg/kg							
1,1-Dichloropropylene	<0.0050	0.0050	mg/kg							
cis-1,3-Dichloropropylene	<0.0050	0.0050	mg/kg							
Diisopropyl ether (DIPE)	<0.0050	0.0050	mg/kg							
Ethylbenzene	<0.0020	0.0020	mg/kg							
Ethyl-tert-Butyl Ether (ETBE)	<0.0050	0.0050	mg/kg							
Gasoline Range Organics (GRO)	<0.50	0.50	mg/kg							
Hexachlorobutadiene	<0.010	0.010	mg/kg							

Viorel Vasile
Operations Manager

LABORATORY ANALYSIS RESULTS

Client: The Source Group, Inc. (SH)
Project No: 04-NDLA-007
Project Name: DFSP Norwalk Soil Remediation

AA Project No: A5331379
Date Received: 06/18/15
Date Reported: 06/24/15

Analyte	Result	Reporting Limit	Units	Spike Level	Source Result	%REC	%REC Limits	RPD	RPD Limit	Notes
VOCs, OXY & TPHG by GC/MS EPA 5035 - Quality Control										
Batch B5F1910 - EPA 5035										
Blank (B5F1910-BLK1) Continued				Prepared & Analyzed: 06/19/15						
2-Hexanone (MBK)	<0.050	0.050	mg/kg							
Isopropylbenzene	<0.0050	0.0050	mg/kg							
4-Isopropyltoluene	<0.0050	0.0050	mg/kg							
Methyl-tert-Butyl Ether (MTBE)	<0.0050	0.0050	mg/kg							
Methylene Chloride	<0.050	0.050	mg/kg							
4-Methyl-2-pentanone (MIBK)	<0.050	0.050	mg/kg							
Naphthalene	<0.010	0.010	mg/kg							
n-Propylbenzene	<0.0050	0.0050	mg/kg							
Styrene	<0.0050	0.0050	mg/kg							
1,1,1,2-Tetrachloroethane	<0.0050	0.0050	mg/kg							
1,1,2,2-Tetrachloroethane	<0.0050	0.0050	mg/kg							
Tetrachloroethylene (PCE)	<0.0050	0.0050	mg/kg							
Toluene	<0.0020	0.0020	mg/kg							
1,2,4-Trichlorobenzene	<0.0050	0.0050	mg/kg							
1,2,3-Trichlorobenzene	<0.0050	0.0050	mg/kg							
1,1,2-Trichloroethane	<0.0050	0.0050	mg/kg							
1,1,1-Trichloroethane	<0.0050	0.0050	mg/kg							
Trichloroethylene (TCE)	<0.0050	0.0050	mg/kg							
Trichlorofluoromethane (R11)	<0.0050	0.0050	mg/kg							
1,2,3-Trichloropropane	<0.0050	0.0050	mg/kg							
1,1,2-Trichloro-1,2,2-trifluoroethane (R113)	<0.0050	0.0050	mg/kg							
1,3,5-Trimethylbenzene	<0.0050	0.0050	mg/kg							
1,2,4-Trimethylbenzene	<0.0050	0.0050	mg/kg							
Vinyl chloride	<0.0050	0.0050	mg/kg							
o-Xylene	<0.0020	0.0020	mg/kg							
m,p-Xylenes	<0.0020	0.0020	mg/kg							
Surrogate: 4-Bromofluorobenzene	*0.0982*		*mg/kg*	*0.10*		*98.2*	*70-140*			
Surrogate: Dibromofluoromethane	*0.0936*		*mg/kg*	*0.10*		*93.6*	*70-140*			
Surrogate: Toluene-d8	*0.0985*		*mg/kg*	*0.10*		*98.5*	*70-140*			
LCS (B5F1910-BS1)				Prepared & Analyzed: 06/19/15						

Viorel Vasile
Operations Manager

LABORATORY ANALYSIS RESULTS

Client: The Source Group, Inc. (SH)
Project No: 04-NDLA-007
Project Name: DFSP Norwalk Soil Remediation

AA Project No: A5331379
Date Received: 06/18/15
Date Reported: 06/24/15

Analyte	Result	Reporting Limit	Units	Spike Level	Source Result	%REC	%REC Limits	RPD	RPD Limit	Notes
VOCs, OXY & TPHG by GC/MS EPA 5035 - Quality Control										
Batch B5F1910 - EPA 5035										
LCS (B5F1910-BS1) Continued				Prepared & Analyzed: 06/19/15						
Benzene	**0.0355**	0.010	mg/kg	0.040		88.6	75-125			
Bromodichloromethane	**0.0340**	0.0050	mg/kg	0.040		85.0	75-125			
Bromoform	**0.0379**	0.0050	mg/kg	0.040		94.6	75-125			
Carbon Tetrachloride	**0.0352**	0.0050	mg/kg	0.040		88.0	75-125			
Chlorobenzene	**0.0403**	0.0050	mg/kg	0.040		101	75-125			
Chloroethane	**0.0378**	0.0050	mg/kg	0.040		94.5	75-125			
Chloroform	**0.0395**	0.0050	mg/kg	0.040		98.8	75-125			
Chloromethane	**0.0323**	0.0050	mg/kg	0.040		80.8	65-125			
Dibromochloromethane	**0.0401**	0.0050	mg/kg	0.040		100	75-125			
1,4-Dichlorobenzene	**0.0393**	0.0050	mg/kg	0.040		98.2	75-125			
1,1-Dichloroethane	**0.0334**	0.0050	mg/kg	0.040		83.5	70-125			
1,2-Dichloroethane (EDC)	**0.0321**	0.0050	mg/kg	0.040		80.2	75-125			
trans-1,2-Dichloroethylene	**0.0349**	0.0050	mg/kg	0.040		87.2	75-125			
cis-1,2-Dichloroethylene	**0.0375**	0.0050	mg/kg	0.040		93.6	75-125			
1,1-Dichloroethylene	**0.0322**	0.0050	mg/kg	0.040		80.6	70-130			
1,2-Dichloropropane	**0.0369**	0.0050	mg/kg	0.040		92.4	75-130			
cis-1,3-Dichloropropylene	**0.0345**	0.0050	mg/kg	0.040		86.2	75-125			
Ethylbenzene	**0.0373**	0.0020	mg/kg	0.040		93.3	75-125			
Methyl-tert-Butyl Ether (MTBE)	**0.0338**	0.0050	mg/kg	0.040		84.5	75-125			
Methylene Chloride	**0.0320**	0.050	mg/kg	0.040		80.0	75-130			
1,1,2,2-Tetrachloroethane	**0.0409**	0.0050	mg/kg	0.040		102	70-135			
Tetrachloroethylene (PCE)	**0.0397**	0.0050	mg/kg	0.040		99.3	75-125			
Toluene	**0.0382**	0.0020	mg/kg	0.040		95.5	75-125			
1,1,2-Trichloroethane	**0.0360**	0.0050	mg/kg	0.040		90.0	75-125			
1,1,1-Trichloroethane	**0.0344**	0.0050	mg/kg	0.040		86.0	75-125			
Trichloroethylene (TCE)	**0.0379**	0.0050	mg/kg	0.040		94.6	75-125			
Vinyl chloride	**0.0355**	0.0050	mg/kg	0.040		88.8	75-125			
o-Xylene	**0.0392**	0.0020	mg/kg	0.040		98.0	75-125			
Surrogate: 4-Bromofluorobenzene	*0.0961*		*mg/kg*	*0.10*		*96.1*	*70-140*			
Surrogate: Dibromofluoromethane	*0.0971*		*mg/kg*	*0.10*		*97.1*	*70-140*			
Surrogate: Toluene-d8	*0.0984*		*mg/kg*	*0.10*		*98.4*	*70-140*			

Viorel Vasile
Operations Manager

LABORATORY ANALYSIS RESULTS

Client: The Source Group, Inc. (SH)
Project No: 04-NDLA-007
Project Name: DFSP Norwalk Soil Remediation

AA Project No: A5331379
Date Received: 06/18/15
Date Reported: 06/24/15

VOCs, OXY & TPHG by GC/MS EPA 5035 - Quality Control

Batch B5F1910 - EPA 5035

LCS Dup (B5F1910-BSD1) Prepared & Analyzed: 06/19/15

Analyte	Result	Reporting Limit	Units	Spike Level	Source Result	%REC	%REC Limits	RPD	RPD Limit	Notes
Benzene	**0.0352**	0.010	mg/kg	0.040		88.0	75-125	0.679	30	
Bromodichloromethane	**0.0363**	0.0050	mg/kg	0.040		90.7	75-125	6.49	30	
Bromoform	**0.0398**	0.0050	mg/kg	0.040		99.6	75-125	5.05	30	
Carbon Tetrachloride	**0.0344**	0.0050	mg/kg	0.040		85.9	75-125	2.42	30	
Chlorobenzene	**0.0396**	0.0050	mg/kg	0.040		99.1	75-125	1.60	30	
Chloroethane	**0.0370**	0.0050	mg/kg	0.040		92.6	75-125	2.03	30	
Chloroform	**0.0399**	0.0050	mg/kg	0.040		99.8	75-125	1.01	30	
Chloromethane	**0.0324**	0.0050	mg/kg	0.040		81.1	65-125	0.371	30	
Dibromochloromethane	**0.0416**	0.0050	mg/kg	0.040		104	75-125	3.77	30	
1,4-Dichlorobenzene	**0.0388**	0.0050	mg/kg	0.040		97.0	75-125	1.33	30	
1,1-Dichloroethane	**0.0339**	0.0050	mg/kg	0.040		84.8	70-125	1.66	30	
1,2-Dichloroethane (EDC)	**0.0336**	0.0050	mg/kg	0.040		83.9	75-125	4.45	30	
trans-1,2-Dichloroethylene	**0.0341**	0.0050	mg/kg	0.040		85.2	75-125	2.32	30	
cis-1,2-Dichloroethylene	**0.0385**	0.0050	mg/kg	0.040		96.2	75-125	2.69	30	
1,1-Dichloroethylene	**0.0288**	0.0050	mg/kg	0.040		72.1	70-130	11.1	30	
1,2-Dichloropropane	**0.0384**	0.0050	mg/kg	0.040		95.9	75-130	3.77	30	
cis-1,3-Dichloropropylene	**0.0340**	0.0050	mg/kg	0.040		84.9	75-125	1.52	30	
Ethylbenzene	**0.0376**	0.0020	mg/kg	0.040		94.0	75-125	0.801	30	
Methyl-tert-Butyl Ether (MTBE)	**0.0362**	0.0050	mg/kg	0.040		90.5	75-125	6.86	30	
Methylene Chloride	**0.0329**	0.050	mg/kg	0.040		82.3	75-130	2.83	30	
1,1,2,2-Tetrachloroethane	**0.0450**	0.0050	mg/kg	0.040		112	70-135	9.45	30	
Tetrachloroethylene (PCE)	**0.0395**	0.0050	mg/kg	0.040		98.8	75-125	0.404	30	
Toluene	**0.0379**	0.0020	mg/kg	0.040		94.6	75-125	0.894	30	
1,1,2-Trichloroethane	**0.0403**	0.0050	mg/kg	0.040		101	75-125	11.3	30	
1,1,1-Trichloroethane	**0.0348**	0.0050	mg/kg	0.040		87.0	75-125	1.21	30	
Trichloroethylene (TCE)	**0.0381**	0.0050	mg/kg	0.040		95.4	75-125	0.737	30	
Vinyl chloride	**0.0364**	0.0050	mg/kg	0.040		91.0	75-125	2.50	30	
o-Xylene	**0.0391**	0.0020	mg/kg	0.040		97.8	75-125	0.153	30	
Surrogate: 4-Bromofluorobenzene	*0.0960*		*mg/kg*	*0.10*		*96.0*	*70-140*			
Surrogate: Dibromofluoromethane	*0.0965*		*mg/kg*	*0.10*		*96.5*	*70-140*			
Surrogate: Toluene-d8	*0.101*		*mg/kg*	*0.10*		*101*	*70-140*			

Viorel Vasile
Operations Manager

LABORATORY ANALYSIS RESULTS

Client: The Source Group, Inc. (SH)
Project No: 04-NDLA-007
Project Name: DFSP Norwalk Soil Remediation

AA Project No: A5331379
Date Received: 06/18/15
Date Reported: 06/24/15

Analyte	Result	Reporting Limit	Units	Spike Level	Source Result	%REC	%REC Limits	RPD	RPD Limit	Notes
Carbon Chain by GC/FID - Quality Control										
Batch B5F1805 - EPA 3550B										
Blank (B5F1805-BLK1)				Prepared & Analyzed: 06/18/15						
C13-C22	<10	10	mg/kg							
C23-C32	<10	10	mg/kg							
C33-C44	<10	10	mg/kg							
Surrogate: o-Terphenyl	*12.1*		*mg/kg*	*10*		*121*	*50-150*			
LCS (B5F1805-BS1)				Prepared & Analyzed: 06/18/15						
Diesel Range Organics as Diesel	**191**	10	mg/kg	200		95.6	70-130			
Surrogate: o-Terphenyl	*14.3*		*mg/kg*	*10*		*143*	*50-150*			
LCS Dup (B5F1805-BSD1)				Prepared & Analyzed: 06/18/15						
Diesel Range Organics as Diesel	**214**	10	mg/kg	200		107	70-130	11.4	40	
Surrogate: o-Terphenyl	*12.7*		*mg/kg*	*10*		*127*	*50-150*			
Matrix Spike (B5F1805-MS1)		**Source: 5F18001-02**		Prepared & Analyzed: 06/18/15						
Diesel Range Organics as Diesel	**224**	10	mg/kg	200		112	60-140			
Surrogate: o-Terphenyl	*12.8*		*mg/kg*	*10*		*128*	*50-150*			
Matrix Spike Dup (B5F1805-MSD1)		**Source: 5F18001-02**		Prepared & Analyzed: 06/18/15						
Diesel Range Organics as Diesel	**216**	10	mg/kg	200		108	60-140	3.98	40	
Surrogate: o-Terphenyl	*14.5*		*mg/kg*	*10*		*145*	*50-150*			

Viorel Vasile
Operations Manager

LABORATORY ANALYSIS RESULTS

Client:	The Source Group, Inc. (SH)	**AA Project No:**	A5331379
Project No:	04-NDLA-007	**Date Received:**	06/18/15
Project Name:	DFSP Norwalk Soil Remediation	**Date Reported:**	06/24/15

Special Notes

Gasoline Range Organics (GRO) concentration represents the C4-C12 carbon range.

Viorel Vasile
Operations Manager

AMERICAN ANALYTICS CHAIN-OF-CUSTODY RECORD

9765 ETON AVE., CHATSWORTH, CA 91311
Tel: 818-998-5547 FAX: 818-998-7258

A.A. COC No.: 122772
70038089
Page 1 of 1

Client:	The Source Group Inc	Project Name / No.:	04-NDLA-007	Sampler's Name:	Deryck Roberts
Project Manager:	Ken Wall / Ned Irish	Site Address:	15306 Norwalk Blvd	Sampler's Signature:	
Phone:	562-597-1055	City:	Norwalk	P.O. No.:	04-NDLA-007
Fax:	562-597-1070	State & Zip:	CA 90650	Quote No.:	

TAT Turnaround Codes **

1 = Same Day Rush
2 = 24 Hour Rush
3 = 48 Hour Rush
4 = 72 Hour Rush
5 = 5 Day Rush
X = 10 Working Days (Standard TAT)

ANALYSIS REQUESTED (Test Name)

Please enter the TAT Turnaround Codes ** below

Client I.D.	A.A. I.D.	Date	Time	Sample Matrix	No. of Cont	TPH Carbon Chain 8015	VOCs, oxys, gro by 5035 using Na HSO4									Special Instructions
80004-ROWA-SB138	5F18002-01	6/17/15		SOIL	4	X	X									
80004-ROWA-SB139	-02					X	X									
80004-ROWA-SB140	-03					X	X									
80004-ROWA-SB141	-04					X	X									
80004-ROWB-SB142	-05					X	X									
80004-ROWB-SB143	-06					X	X									
80004-ROWB-SB144	-07					X	X									
80004-ROWB-SB145	-08					X	X									
B00021	-09	6/17/15		SOIL	4	X	X									

06/18/15

For Laboratory Use	Relinquished by	Date	Time	Received by
REVIEWED Date 6/18/15 Time 0830 TAT N Days Sign:		6-17-15	6:06	
		06/18/15	7:43	
A.A. Project No.: A5331379/5F18002	Relinquished by	Date	Time	Received by

Note: By relinquishing samples to American Analytics, client agrees to pay for the services requested on this chain of custody form and any additional client-requested analyses performed on this project. Payment for services is due within 30 days from the date of invoice. Sample(s) will be disposed of after 45 days following the submittal of the sample(s) to American Analytics.